NOTE:
1. THIS DRAWING IS COPYRIGHT.
2. CONTRACTORS MUST CHECK ALL DIMENSIONS AND DETAILS ON SITE.
3. FIGURED DIMENSIONS ARE TO BE USED IN PREFERENCE TO SCALED DIMENSIONS.
4. DISCREPANCIES MUST BE REPORTED IMMEDIATELY.
5. ALL NEW PROPOSED MATERIALS TO MATCH EXISTING.
6. ALL STEEL BEAMS/COLUMNS SHOWN ON DRAWING ARE ALL SUBJECT TO CONFIRMATION FROM STRUCTURAL ENGINEER
7. ALL PROPOSED WINDOWS OVERLOOKING OTHER NEIGHBORS IF SHOWN SHOULD BE OF OBSCURE GLAZING
8. CONSTRUCTION (DESIGN & MANAGEMENT) REGULATIONS 2007.
   ALL PERSONS ASSOCIATED WITH THIS PROJECT IN PARTICULAR (BUT NOT EXCLUSIVELY) THE INSTRUCTING CLIENT, THE PRINCIPAL CONTRACTOR, SUB-CONTRACTORS AND OTHER DESIGNERS ARE HEREBY NOTIFIED AND/OR REMINDED OF THEIR OBLIGATIONS UNDER HEALTH & SAFETY LEGISLATION IN GENERAL AND IN PARTICULAR UNDER THE CONSTRUCTION (DESIGN & MANAGEMENT) REGULATIONS 2007 (AND ANY SUBSEQUENT AMENDMENTS THAT MAY BE ISSUED FROM TIME TO TIME).
   IN DEVELOPING THEIR DESIGN OF THE WORKS, THE HEALTH & SAFETY OF THE BUILDERS AND THE USERS OF THE CONSTRUCTION HAVE BEEN CONSIDERED IN ACCORDANCE WITH THE ABOVE REGULATIONS AND DECLARE THAT ALL REASONABLE EFFORTS HAVE BEEN MADE TO SEE THAT THE CONSTRUCTION AND USE OF THE WORK/BUILDING WILL BE WITHOUT ANY RISKS GREATER THAN THOSE ASSOCIATED WITH THE NORMAL CONSTRUCTION AND USE OF A BUILDING OF THIS TYPE AND SIZE.
9. THE PROPOSED WORK WILL FALL UNDER THE PARTY WALL ACT 1996 AND PARTY WALL NOTICE NEED TO BE SERVED ON YOUR ADJOINING OWNER OR OWNERS IN ACCORDANCE WITH THE ACT 1996. THE ISSUED NOTICES OUTLINING THE PROPOSED WORK WILL NEED TO BE SANCTIONED BY THE ADJOING OWNER PRIOR TO THE ASSOCIATED PARTY WALL WORK COMMENCING ON SITE. IN ACCORDACNE WITH THE ACT 1996.

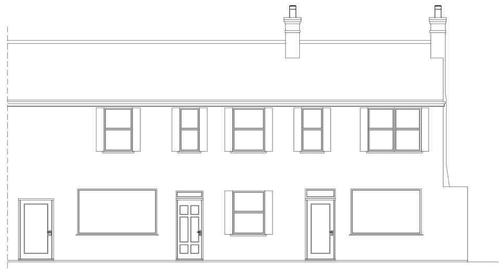

Front Elevation
Scale 1:100



Side Elevation
Scale 1:100



Rear Elevation
Scale 1:100

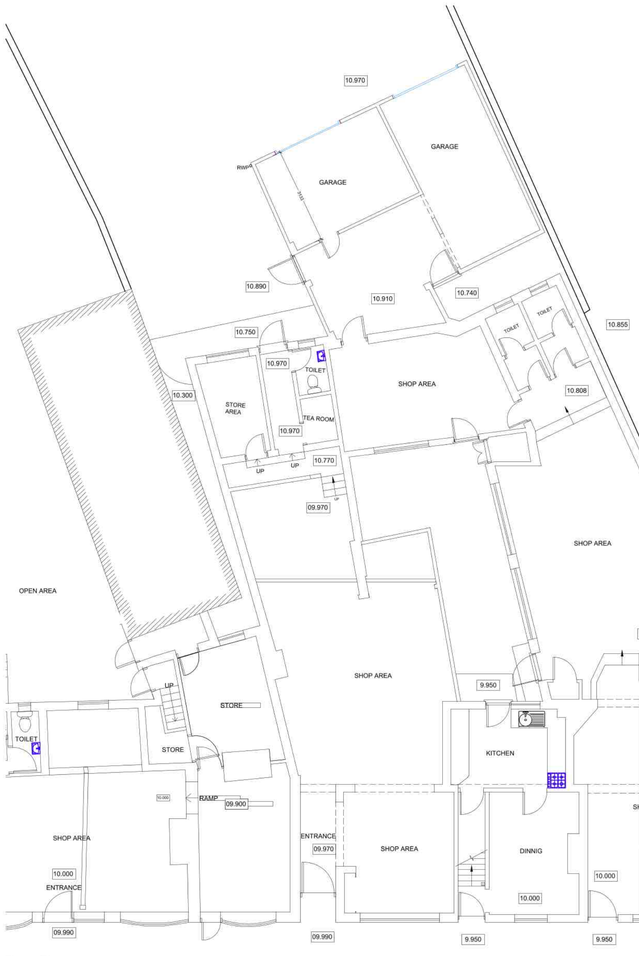

Floor Plan



Side Elevation
Scale 1:100

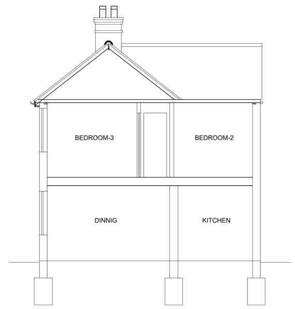

Typical Section
Scale 1:100

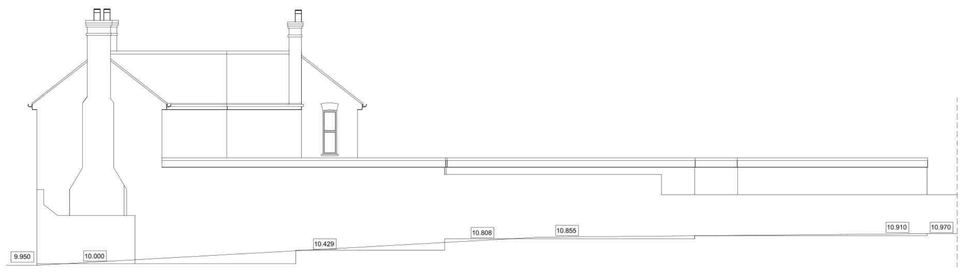

Side Elevation((Aligned straight from rear)
Scale 1:100



Rear Elevation((Aligned straight from rear)
Scale 1:100

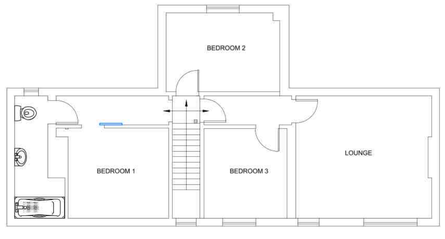

First Floor Plan
Scale 1:100



Side Elevation(Aligned straight from rear)
Scale 1:100

0 1 2 3 4 5m
SCALE 1:100

0 1 2 3 4 5m
SCALE 1:100

Client :
78 High Street, Huntingdon PE29 3EN

Site :
Proposed Double Storey Rear Extension, New Internal partition wall and Internal Alterations to 77-78 High Street, Huntingdon PE29 3EN

Drawing Title
Existing Plans, Elevations and Section

BRETWAY DESIGNS LTD
Pinnacle House Business Centre, Newark Road, Peterborough, PE1 5YD, U.K.
Tel : 01733857631, 07852332121
e-mail: info@bretwaydesigns.com

Date: June 2025	Scale : As Noted
Drawn by: Angel	Checked by:

Print @ A1 Sheet Size

PP/25/0987- 01