ALL DIMENSIONS ARE SHOWN IN 'mm' UNLESS OTHERWISE STATED.

THE GENERAL CONTRACTOR IS TO CHECK ALL DIMENSIONS ON SITE AND REPORT ANY DISCREPANCIES TO THE SUPERVISING OFFICER.

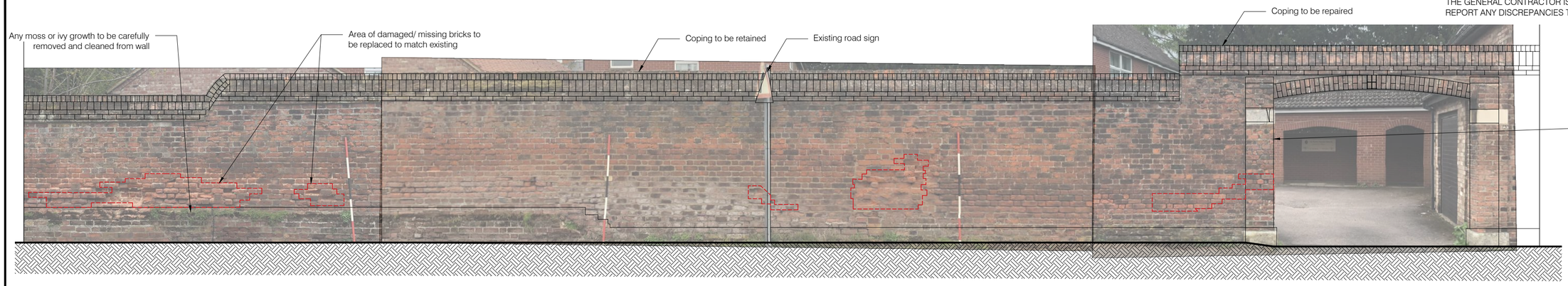

EXISTING - East Elevation of Wall 'B' - [Street side]

0 0.5 1 1.5 2 2.5m
scale 1:50

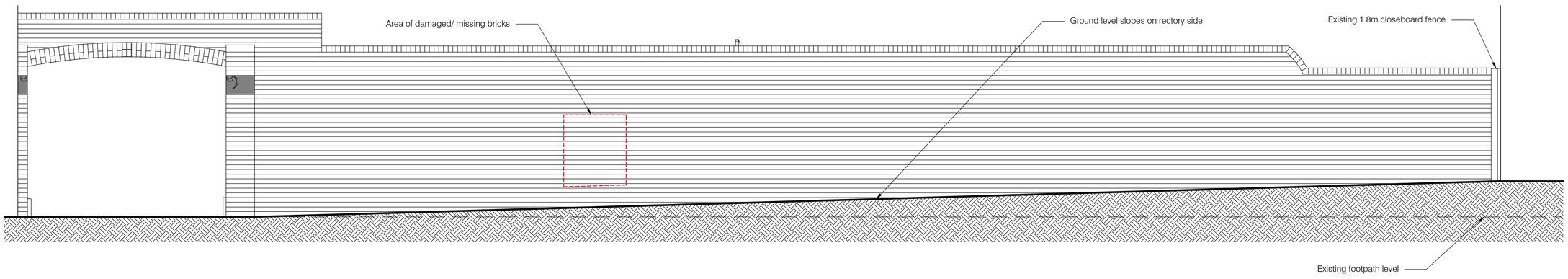

EXISTING - West Elevation of Wall 'B' - [Rectory side]

0 0.5 1 1.5 2 2.5m
scale 1:50

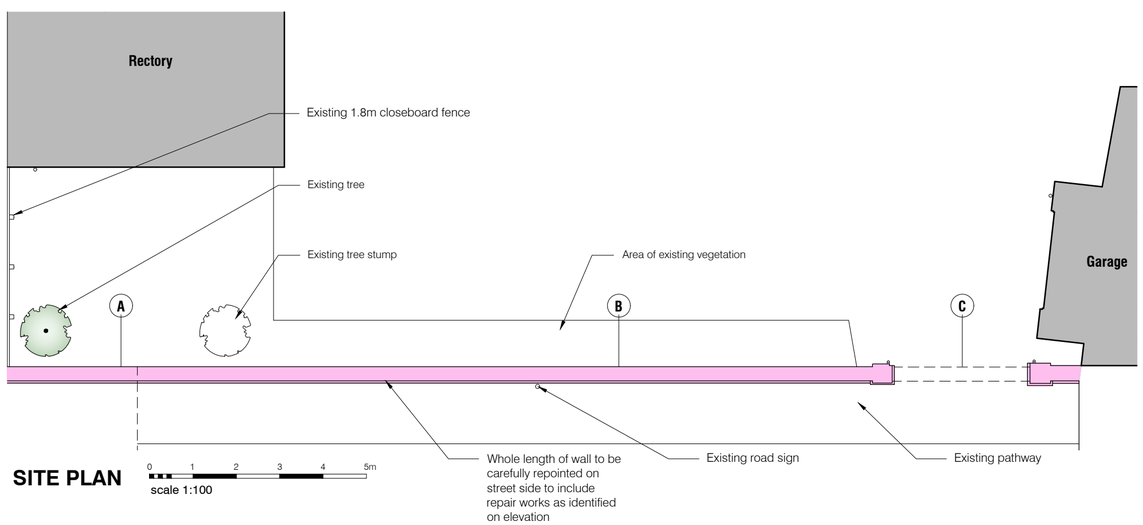

SITE PLAN

0 1 2 3 4 5m
scale 1:100

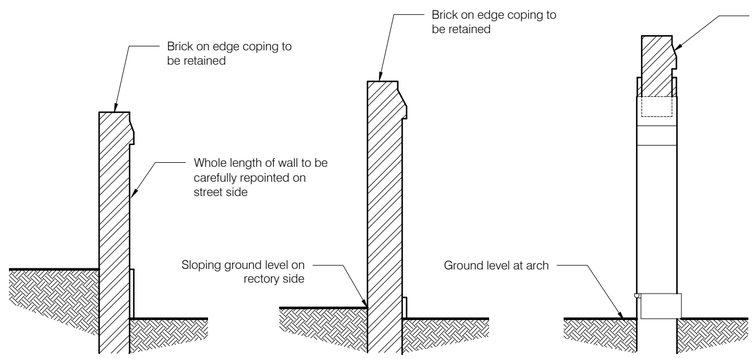

Section A **Section B** **Section C**

EXISTING WALL SECTIONS

0 0.5 1 1.5 2 2.5m
scale 1:50

Repointing

- Make good of any damage during repair works.
- Any areas to be repointed carefully rake out existing mortar joints by hand using hooked tools or masonry chisel to form a recess of 15- 20mm depth.
- Remove any dust and debris using brushes or a vacuum cleaner and lightly wet ensuring no loose dry material is left.
- Repoint with new lime mortar by Ty-mawr, allow for Ty-mawr to attend site to collect a sample to be tested in a lab to match existing.
- Any repointing carried out to be matched to existing.
- Any spoil and waste material to be carted away and work area to be cleaned down daily.

Removing Damaged Brickwork

- Where indicated on drawing any areas of damaged/ blown brick to be carefully cut out using hand held tools and removed.
- NOTE: Strictly no power tools are to be used.
- Any existing mortar left over after removal of brick is to be removed by hand using hooked tools or masonry chisels.
- Clean and retain any salvageable bricks and store for reuse, reusable bricks are to be sound, clean and reasonably free from cracks and chipped arising's.
- New bricks to be handmade by Boulmer Brick & Tile Company, allow for Boulmer to attend site to collect a sample of brickwork to be tested in a lab to match existing.
- New lime mortar by Ty-mawr, allow for Ty-mawr to attend site to collect a sample to be tested in a lab to match existing.
- Re-apply mortar mix to area where new/ reused brick are to be placed.
- Insert new / reused brick into the wall and carry out pointing to match existing.
- Any spoil and waste material to be carted away and work area to be cleaned down daily.

The Design Partnership

The Design Partnership (Ely) Ltd
Claremont House,
10 Station Road,
Chatteris
Cambridgeshire PE16 6AG

Tel: 01354 693111

Job Title

Repairs to Boundary Walls, The Rectory, Church Street, St. Neots for The Ely Diocese Board of Finance

Drawing Title

Repairing of Wall B
Plans and Elevations

Date	Scale	Drwn	Dwg. No.	Rev.
Jan 25	1:50/100@A2	EC	EDBF-992-P06	

The Design Partnership©