

Existing

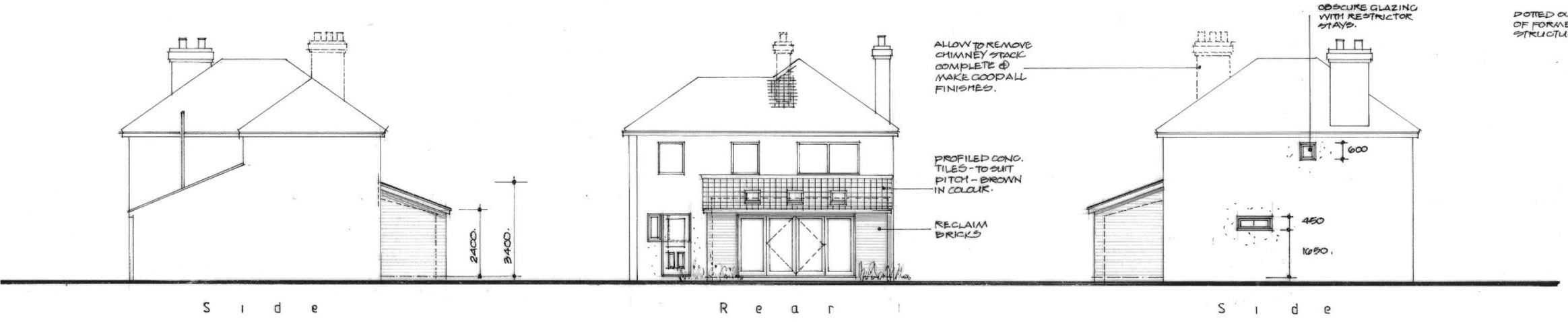

Proposed

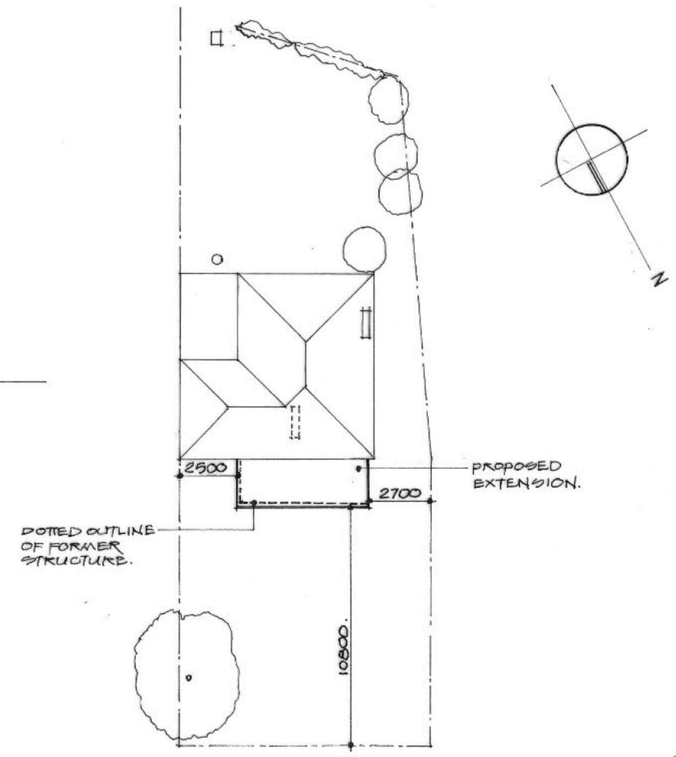

1:200 Site Plan

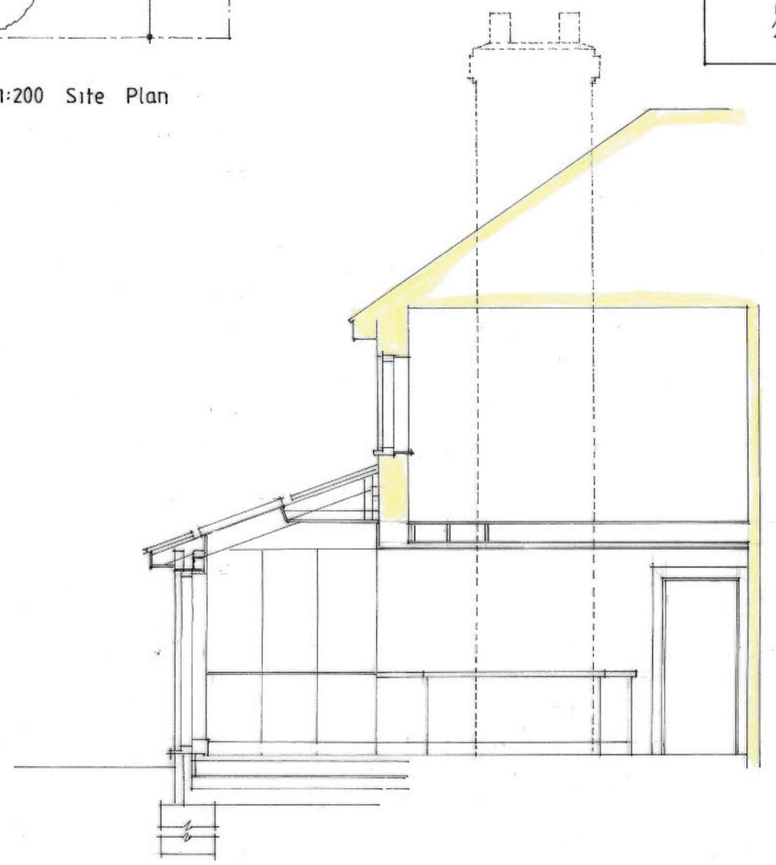

Section A - A

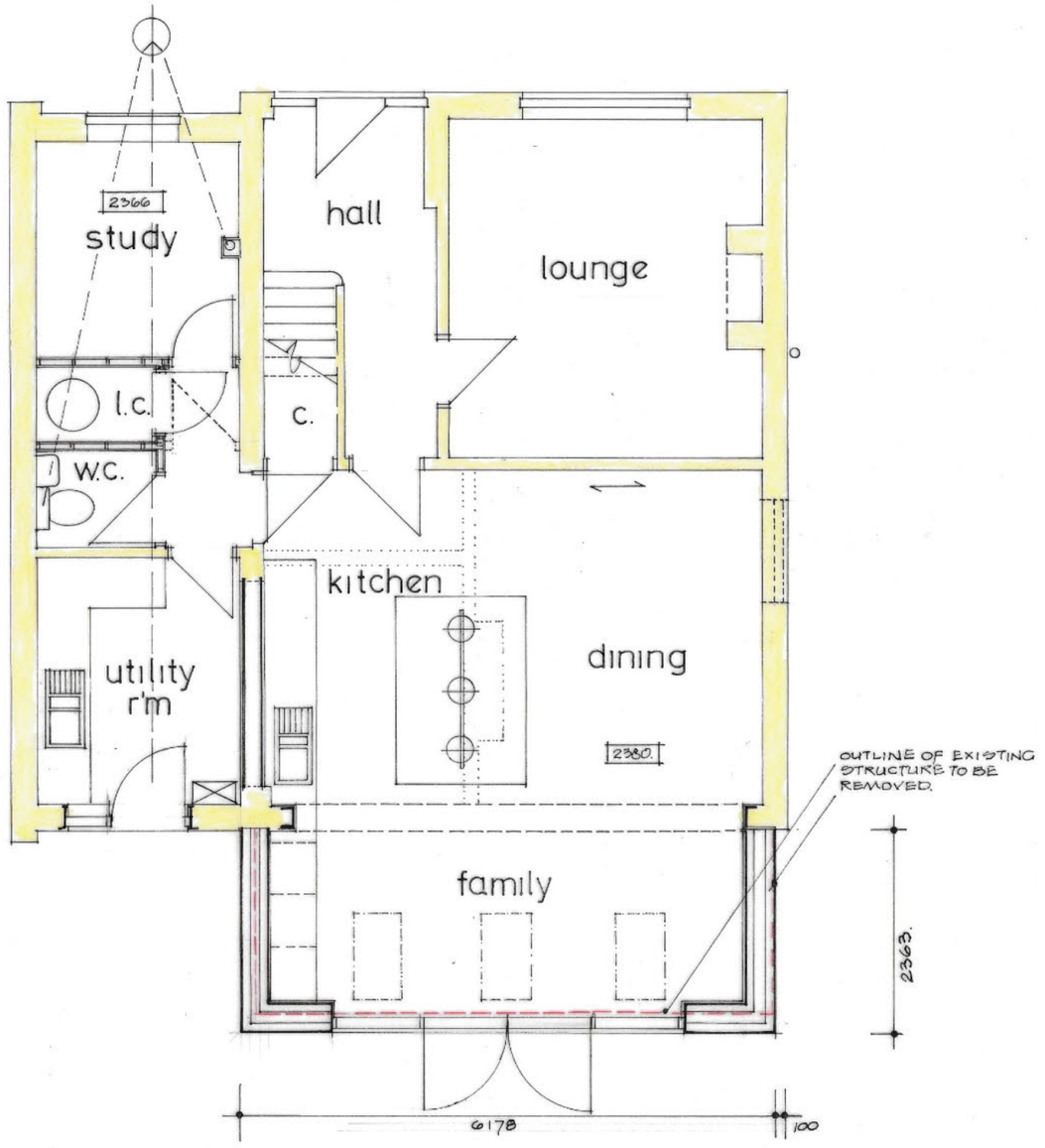

Ground Floor

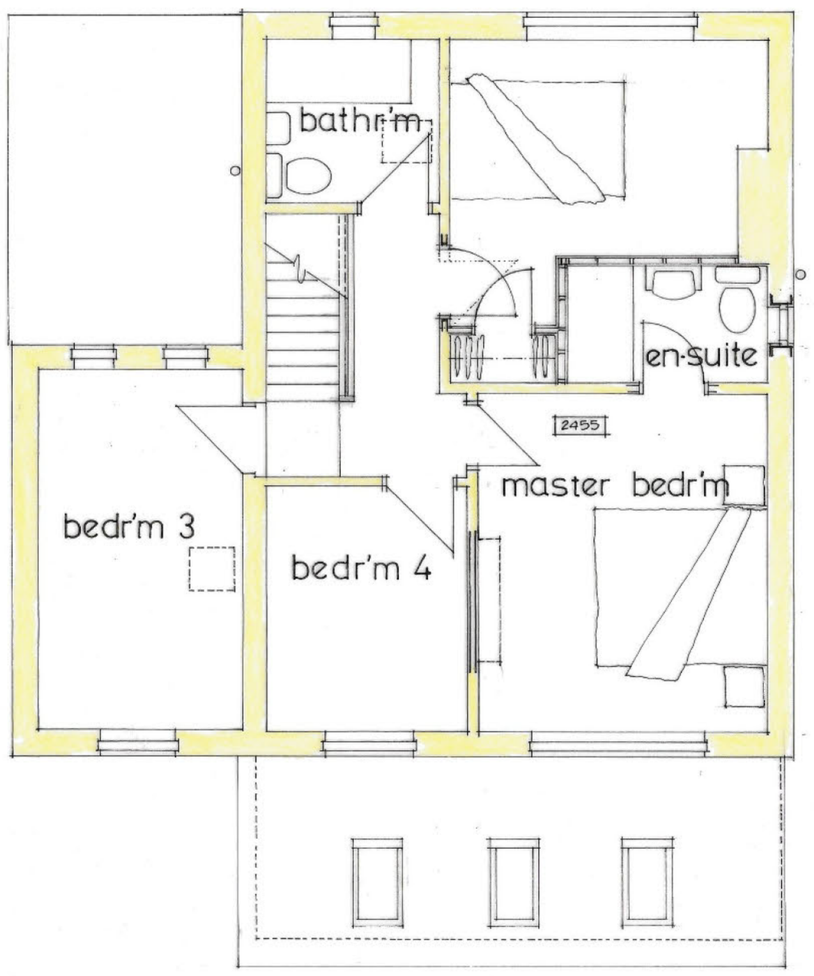

First Floor

Russell Payne MCIAT shall have no liability to the Employer arising out of any unauthorized modification or amendment to, or any transmission, copy or use of the material, or any proprietary work contained therein, by the Employer, Other Project Team Member, or any other third party.

All dimensions are to be checked and verified on-site by the Main Contractor prior to commencement; any discrepancies are to be reported to the Contract Administrator.

This drawing is to be read in conjunction with all other relevant drawings and specifications.

Do Not Scale

Flood Resilence Techniques

1. ALL ELECTRICAL SOCKETS TO BE 600MM MIN. ABOVE FINISHED FLOOR LEVEL.
2. SACRIFICAL 600MM HEIGHT PLASTERBD FROM FFL UP THE WALL INTERNALLY THAT CAN BE EASILY REMOVED IF NECESSARY OF THE USE OF WATER RESISTANT MATERIALS WHICH CAN BE WASHED IN THE EVENT OF A FLOOD.
3. INSULATION TO WALLS TO A LEVEL OF 600 MM ABOVE FFL WILL BE CLOSED CELL OR EQUAL SUITABLE FOR USE WHERE IT IS POSSIBLE TO BE SUSPENDED IN WATER.
4. THE OCCUPIERS OF THE PROPERTY WILL BE ADVISED TO MAKE USE OF THE ENVIRONMENT AGENCY FLOOD WARNING SERVICES.
5. USE MIN. 150MM THICK CONC. FLOOR SLAB WITH 1200G POLYTHENE (DAMP PROOF MEMBRANE) LOCATED BENEATH SLAB.

REV.B 17-3-25. NORTH POINT / DIMENSIONS DOTTED OUTLINE OF FORMER STRUCTURE

REV.A 6-3-25 DOOR/SIDE WINDOW ADJUSTM'T TO UTILITY R'M - PIER TO FAMILY ADJUSTED (REDUCED)

Russell Payne MCIAT
Chartered Architectural Technologist
Read House
87 High Street,
Warboys, Cambs. PE28 2TB
Tel: 01487 825266
[redacted]
CIAT Registered Practice

Project
PROPOSED REPLACEMENT SINGLE STOREY REAR EXTENSION TO :-
N°21 HIGH STREET,
HEMINGFORD GREY, HUNTINGDON
PE28 9DR.
FOR :- MR & MRS H. EVANS-ALI.

Drawing
PROPOSED PLANS/ELEVATIONS
EXISTING ELEVATIONS.

© This drawing is the copyright of Russell Payne MCIAT and must not be reproduced without authorisation.

Scale	1:100-1:50-A1	Date	MARCH 2025.
Drawn	R.A.P.		
Drwg. No.	25: 1338/1	Rev.	B