ALL DIMENSIONS ARE SHOWN IN 'mm' UNLESS OTHERWISE STATED.

THE GENERAL CONTRACTOR IS TO CHECK ALL DIMENSIONS ON SITE AND REPORT ANY DISCREPANCIES TO THE SUPERVISING OFFICER.

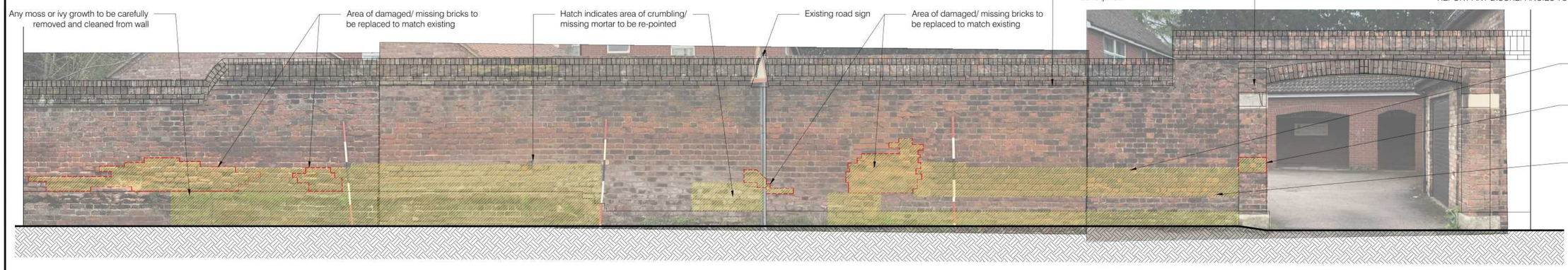

EXISTING - West Elevation of Wall 'B' - [Street side]

0 0.5 1 1.5 2 2.5m
scale 1:50

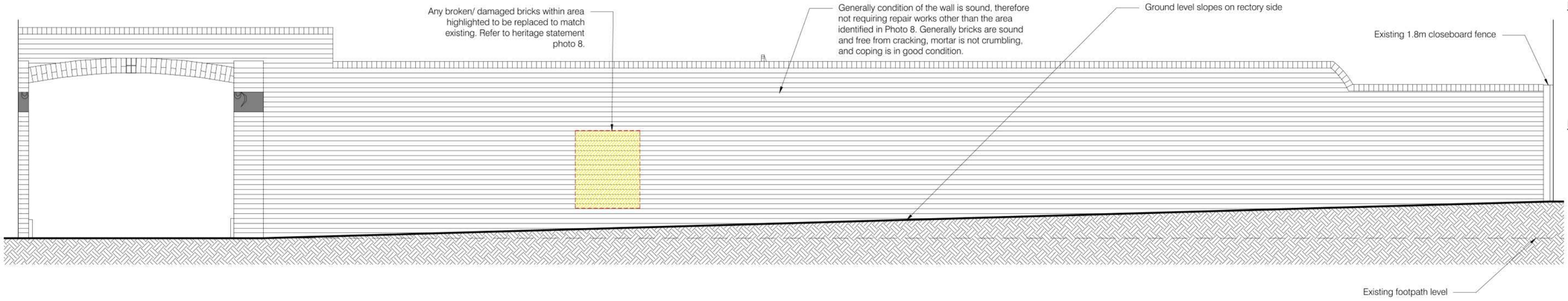

EXISTING - East Elevation of Wall 'B' - [Rectory side]

0 0.5 1 1.5 2 2.5m
scale 1:50

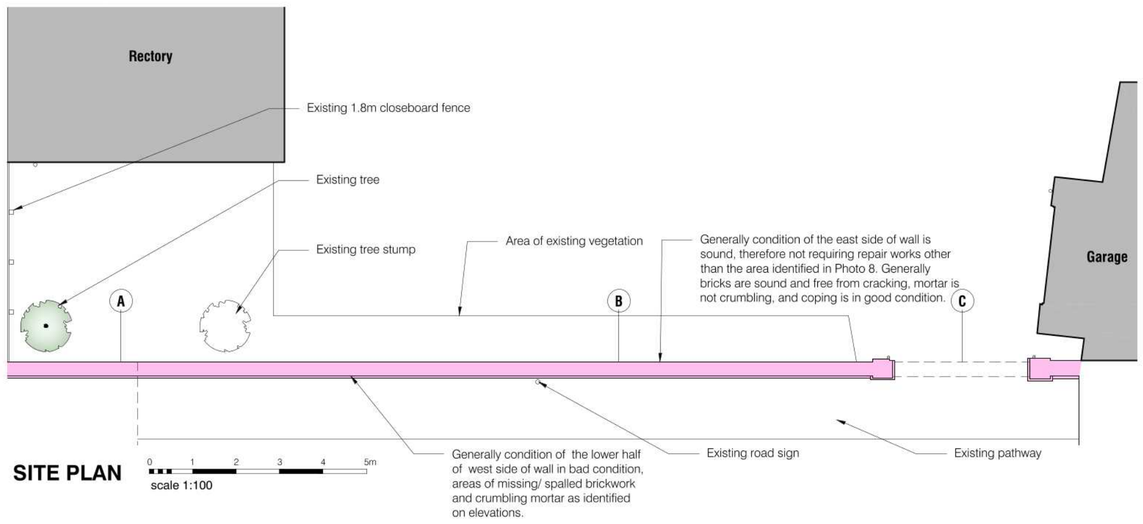

SITE PLAN

0 1 2 3 4 5m
scale 1:100

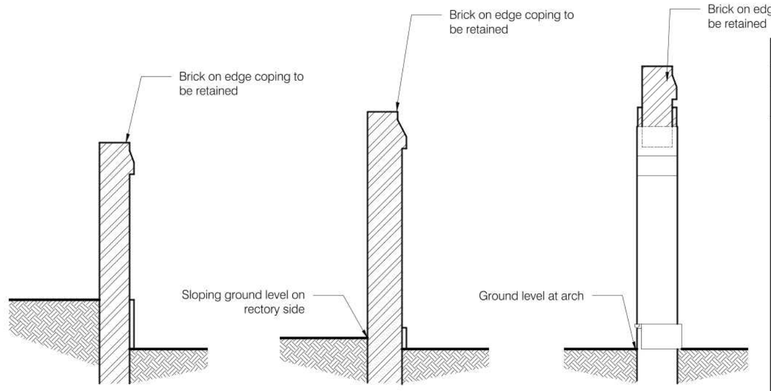

Section A **Section B** **Section C**

EXISTING WALL SECTIONS

0 0.5 1 1.5 2 2.5m
scale 1:50

Method of works:

Repointing

- Any areas to be repointed carefully rake out existing mortar joints by hand using hooked tools or masonry chisel to form a recess of 15- 20mm depth.
- Remove any dust and debris using brushes or a vacuum cleaner and lightly wet ensuring no loose dry material is left. Make good of any damage during repair works.
- Any repointing carried out to be matched to existing. Repoint with new lime mortar as below specified.

Removing Damaged Brickwork

- Where indicated on drawing any areas of damaged/ spalled brick to be carefully cut out using hand held tools or masonary chisels. NOTE: Strictly no power tools are to be used.
- Any existing mortar left over after removal of brick is to be removed by hand using hooked tools or masonry chisels.
- Clean and retain any salvageable bricks and store for reuse, reusable bricks are to be sound, clean and reasonably free from cracks and chipped arising's. Whilst the outer face may be spalled the inner face may not, and so the brick could be turned around assuming its sound.
- Should any new bricks be required theses are to be handmade to match the existing, refer to the specification below.
- Insert new / reused brick into the wall and carry out pointing as specified to match existing.
- Any spoil and waste material to be carted away and work area to be cleaned down daily.

Lime mortar specification - A lime mortar company such a Ty-mawr(or equal) will need to attend site to collect a sample to be tested in a lab to confirm the mortar mix of the existing wall. the proposed mortar mix will be mixed to match the existing specification.

Brick specification - A handmade brick specialist such as Boulmer Brick & Tile Company (or equal) will need to attend site to collect a sample of the brickwork to ascertain colour and patter. Any new bricks required will therefore be new handmade bricks to match the existing.

Revisions		
Suffix	Date	Amendments
A	Mar 25	Drawing updated to include claification of works required

The Design Partnership

The Design Partnership (Ely) Ltd
Claremont House,
10 Station Road,
Chatteris
Cambridgeshire PE16 6AG

Tel: 01354 693111

Job Title

Repairs to Boundary Walls, The Rectory, Church Street, St. Neots for The Ely Diocese Board of Finance

Drawing Title

Repairing of Wall B
Plans and Elevations

Date	Scale	Drwn	Dwg. No.	Rev.
Jan 25	1:50/100@A2	EC	EDBF-992-P06	A

The Design Partnership©