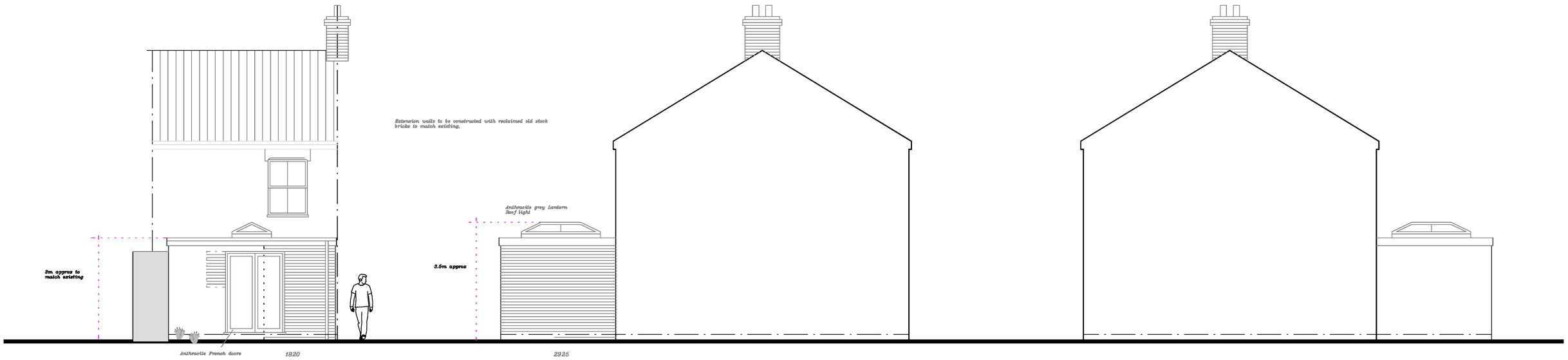

PROPOSED REAR ELEVATION

PROPOSED SIDE ELEVATION

PROPOSED SIDE ELEVATION

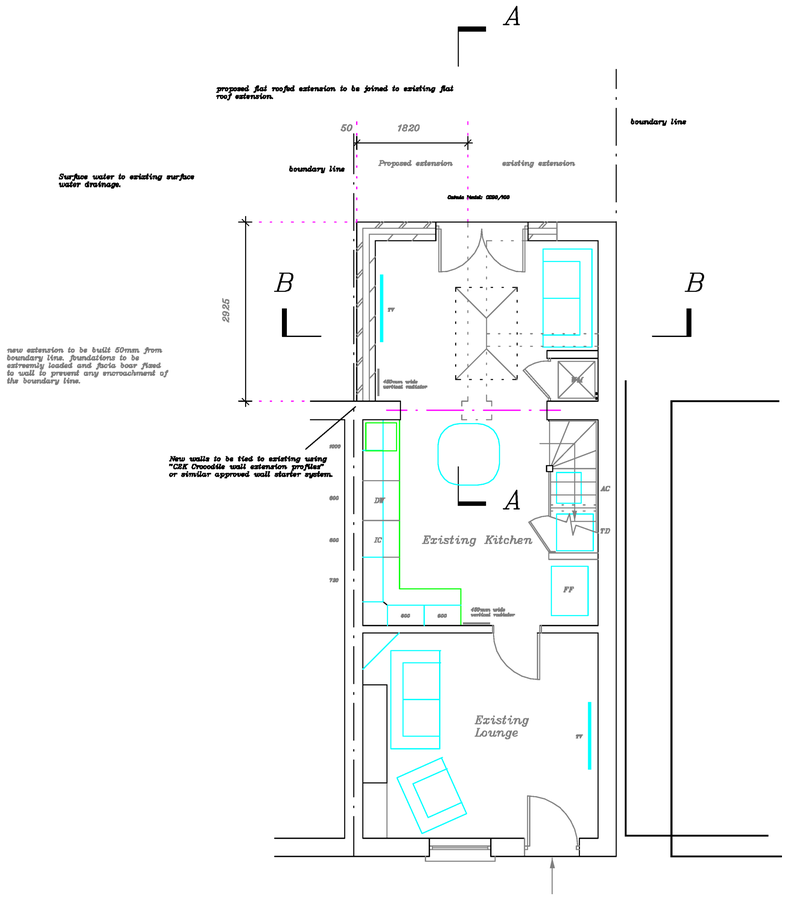

PROPOSED GROUND FLOOR PLAN

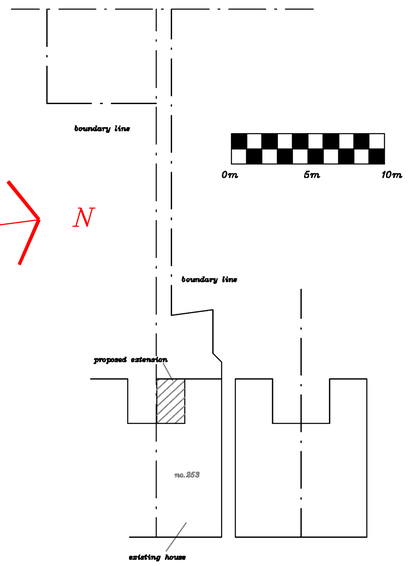

PROPOSED BLOCK PLAN 1:200

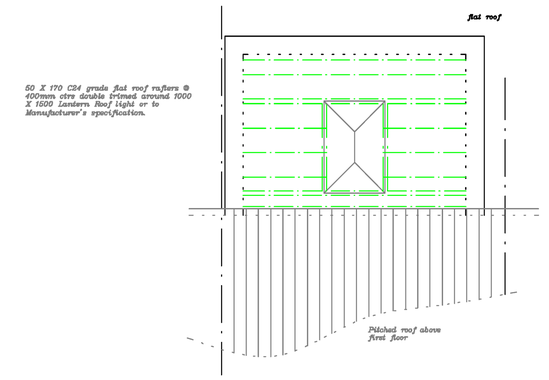

PROPOSED ROOF PLAN

Builder to cart away all building debris and excavated material, reinstate disrupted grounds around extension and generally leave site tidy.

Builder to finish new walls and ceilings with coats of finishing plaster and to make good to openings and all works.

Client to enter into Part Wall agreement with neighbours for excavtions within 3m of the boundary.

Client to check with their Local Water Autority that no Public Sewers are present at the property in the vervinity of the extension, if there are Client may need to enter into a "Build Over agreement" with the Water Authority.

Electrical work

Low engery light fittings to be fitted.
All electrical work required to meet the requirements of part P (Electrical Safety) and must be designed,installed, inspected and tested by a person competent to do so. Prior to completion the council should be satisfied that part P has been complied with. This may require an appropriate BS 7671 electrical installation cerficate to be issued for the work by a person competent to do so.

NOTES

This drawing is to be read in conjunction with the construction notes provided. All dimensions to be checked on site by builder and not scaled from this drawing. This is an architectural drawing for submission to the Local Planning Department only.

REVISIONS

Drawn by:
G P Melanie
Architectural Design
35 Beauchamp Close, Eaton Socon, Cambs PE198BU
email: ginomel@hotmail.com
web site: www.gpmelanie.co.uk
Phone: 01480 210993

Client: Mr G P Melanie

Location: 253 BurleighCottages
Great North Road
St Neots
Cambs
PE19 8BN

Project: Proposed Ground Floor Rear Extension

Title: Proposal drawing.

Scale: 1:50,1:200 at A1

Date: July 2026

Drg.No. GM/AJD/02