All works are to be undertaken in accordance with the Building Regulations and the latest British Standards.

All proprietary materials and products are to be used strictly in accordance with the manufacturers recommendations.

This drawing must not be scaled. All dimensions to be checked on site prior to construction.

This drawing is to be read in conjunction with Structural Engineers drawings and calculations.

All structural timbers to be pressure treated.

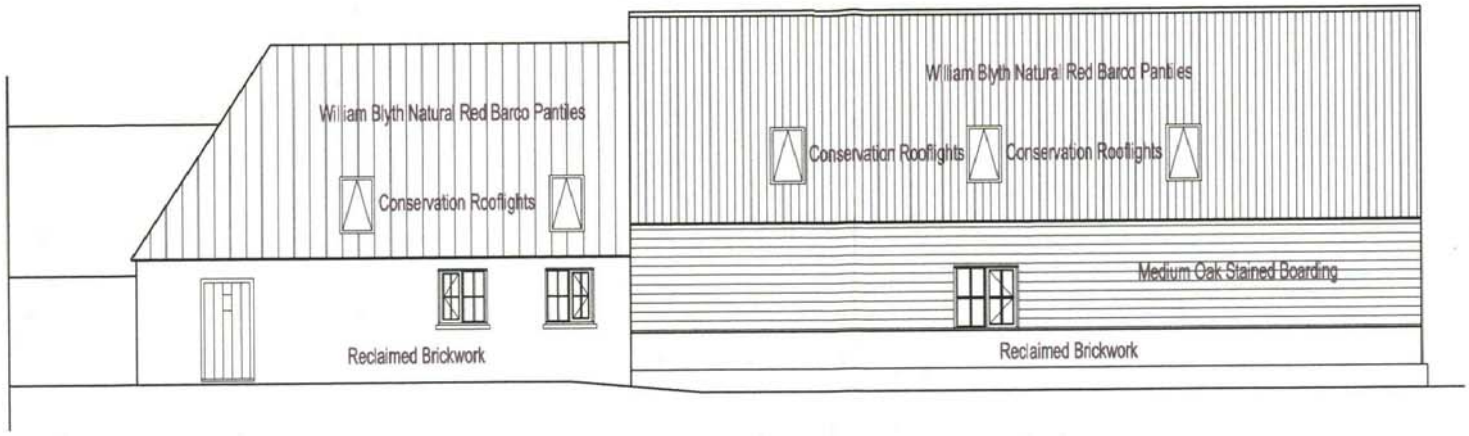

NORTH WEST ELEVATION (MAIN ROAD)

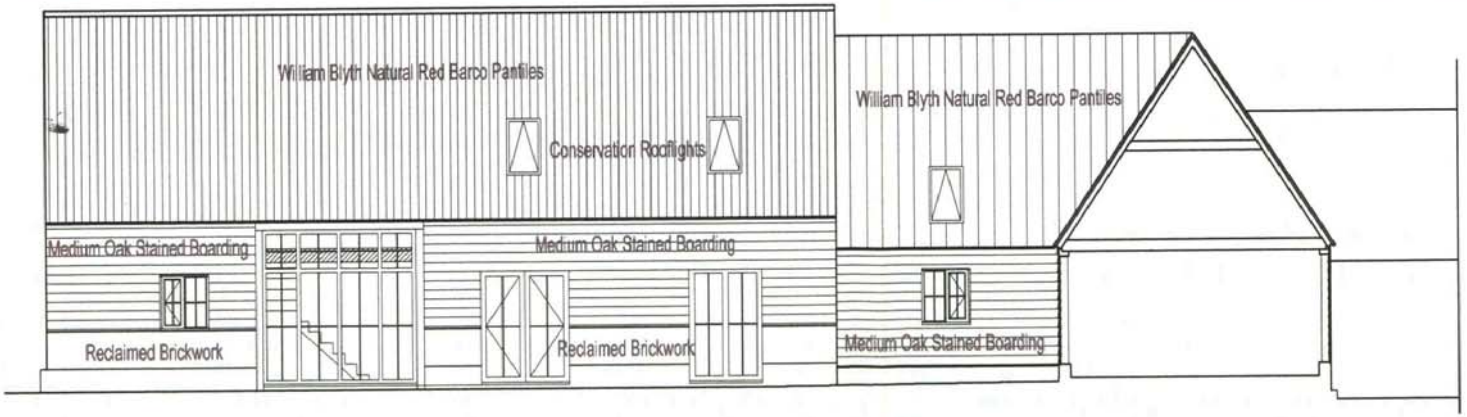

SOUTH EAST ELEVATION (COURTYARD)



Rev	Date	Description	Initial
01	29.11.02	Planning alterations made following consultation with Unit 1 and 2 design teams.	DC

ARCHITECH
DESIGN & ARCHITECTURAL SERVICES
TEL: 01733 244625
THE STUDIO, 25 BROADWAY, YAXLEY, PE7 3EE

Client
MR M SMYTHE

Project
Barn Conversion, Whitehall Farm, Coppingford, Sawtry

Drawing Title
Elevations as Proposed

Drawn	Scale	Date
DC	1/100 @ A3	17.09.02

DRAWING STATUS: Planning [X] Passed [ ] Inform Only [X] Building Regs [ ] Approved [ ]

Job No. 02-025 / Drg No. 2P01 Revision 01

HPS | OPERATIONAL SERVICES | TL
PLANNING DIV. | ACK
04 DEC 2002 | REPLY
OM | RECEIVED | OFF

All works are to be undertaken in accordance with the Building Regulations and the latest British Standards.

All proprietary materials and products are to be used strictly in accordance with the manufacturers recommendations.

This drawing must not be scaled. All dimensions to be checked on site prior to construction.

This drawing is to be read in conjunction with Structural Engineers drawings and calculations.

All structural timbers to be pressure treated.

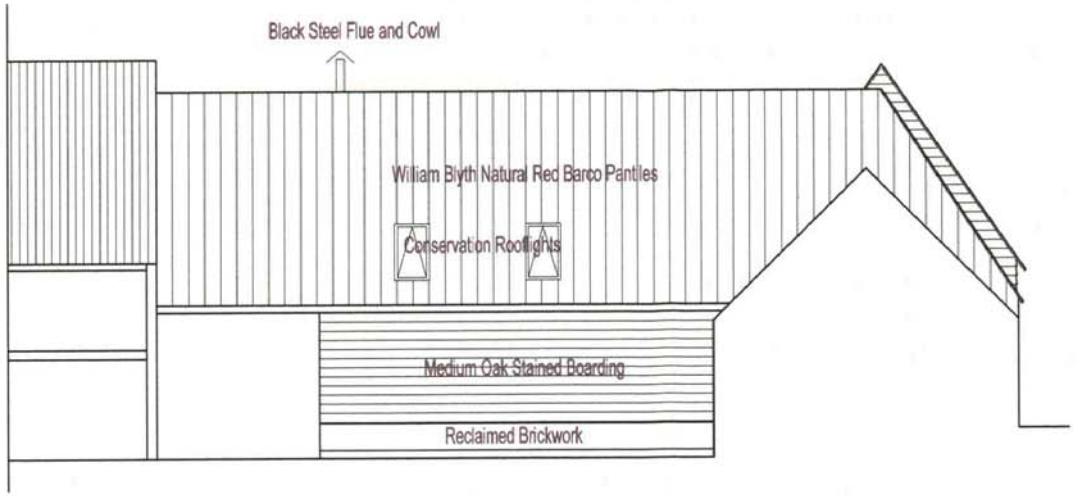

NORTH EAST ELEVATION (NEIGHBOURS)



SOUTH WEST ELEVATION (COURTYARD)



01	29.11.02	Planning alterations made following consultation with Unit 1 and 2 design teams.	DC
Rev	Date	Description	Initial

ARCHITECH
DESIGN & ARCHITECTURAL SERVICES
TEL: 01733 244625
THE STUDIO, 25 BROADWAY, YAXLEY, PE7 3EE

Client
MR M SMYTHE

Project
Barn Conversion, Whitehall Farm, Coppingford, Sawtry

Drawing Title
Elevations as Proposed

Drawn	Scale	Date
DC	1/100 @ A3	17.09.02

DRAWING STATUS: Inform Only [X] Planning [X] Building Regs [ ] Passed [ ] Approved [ ]

Job No.	Dwg No.	Revision
02-025	2P02	01

HPS | OPERATIONAL SERVICES PLANNING DIV. 04 DEC 2002 RECEIVED | TL
PBM | ACK
CM | REPLY
OM | OFF

GENERAL NOTES:

All works are to be undertaken in accordance with the Building Regulations and the latest British Standards.

All proprietary materials and products are to be used strictly in accordance with the manufacturers recommendations.

This drawing must not be scaled. All dimensions to be checked on site prior to construction.

This drawing is to be read in conjunction with Structural Engineers drawings and calculations.

All structural timbers to be pressure treated.

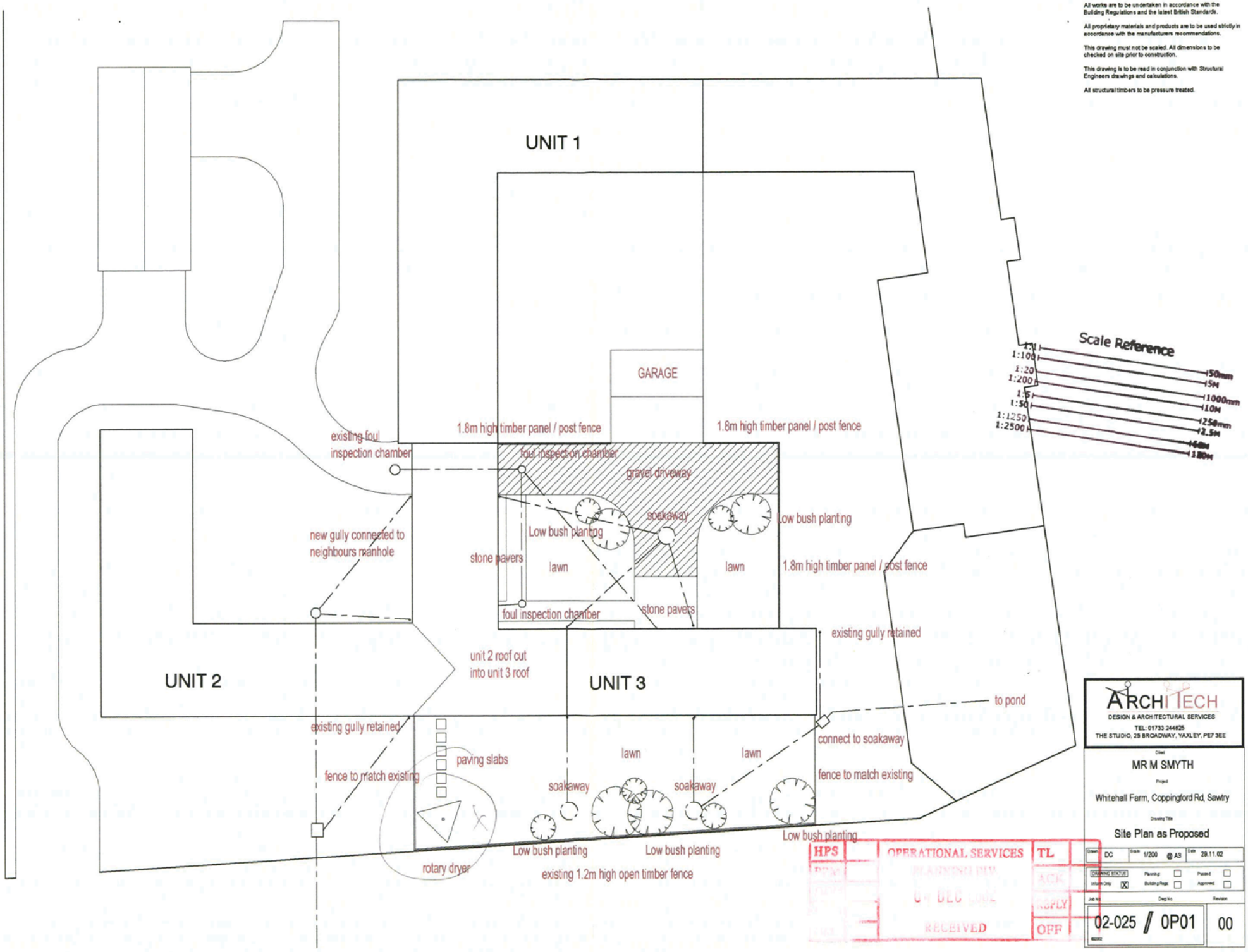

ARCHITECH
DESIGN & ARCHITECTURAL SERVICES
TEL: 01733 244625
THE STUDIO, 25 BROADWAY, YAXLEY, PE7 3EE

Client
MR M SMYTH

Project
Whitehall Farm, Coppingford Rd, Sawtry

Drawing Title
Site Plan as Proposed

Drawn	Scale	Date
DC	1/200 @ A3	29.11.02

DRAWING STATUS: Planning ☐ Passed ☐ Building Regs ☐ Approved ☐ Inform Only ☒

Job No	Dwg No	Revision
02-025	0P01	00

HPS | OPERATIONAL SERVICES | TL
PLANNING DIV
04 DEC 2002
RECEIVED
ACK
REPLY
OFF

GENERAL NOTES:

All works are to be undertaken in accordance with the Building Regulations and the latest British Standards.

All proprietary materials and products are to be used strictly in accordance with the manufacturers recommendations.

This drawing must not be scaled. All dimensions to be checked on site prior to construction.

This drawing is to be read in conjunction with Structural Engineers drawings and calculations.

All structural timbers to be pressure treated.

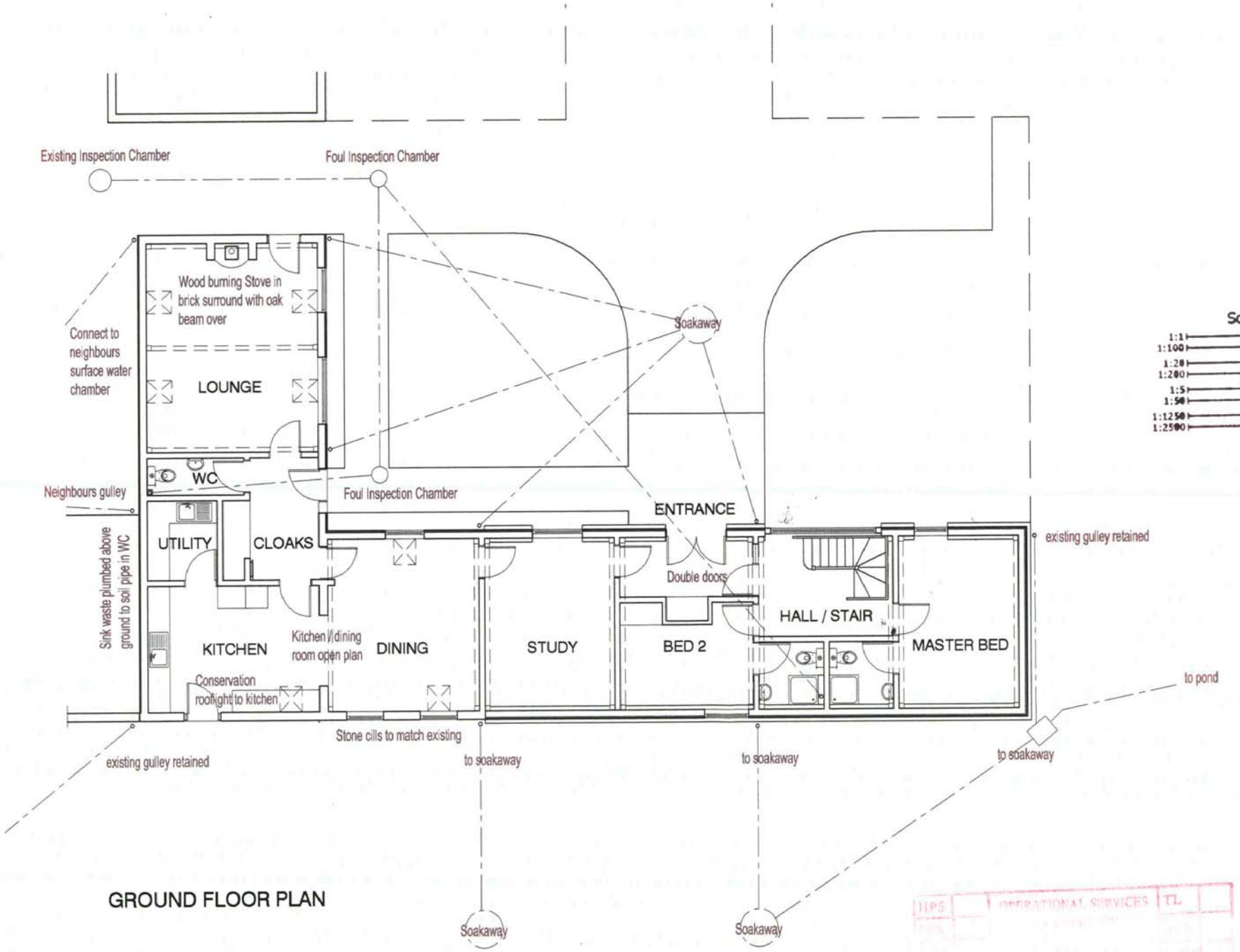

GROUND FLOOR PLAN

Scale Reference

1:1	50mm
1:100	5M
1:20	1000mm
1:200	10M
1:5	250mm
1:50	2.5M
1:1250	60M
1:2500	120M

Rev	Date	Description	Initial
01	29.11.02	Planning alterations made following consultation with Unit 1 and 2 design teams.	DC

ARCHITECH
DESIGN & ARCHITECTURAL SERVICES
TEL: 01733 244625
THE STUDIO, 25 BROADWAY, YAXLEY, PE7 3EE

Client
MR M SMYTHE

Project
Whitehall Farm, Coppingford Rd, Sawtry

Drawing Title
Plans as Proposed

Drawn	Scale	Date
DC	1/100 @ A3	17.09.02

DRAWING STATUS			
Inform Only	X	Planning	X
		Building Regs	
		Passed	
		Approved	

Job No	Dwg No	Revision
02-025	1P01	01

HPS OPERATIONAL SERVICES TL
RECEIVED

00397/02

GENERAL NOTES:

All works are to be undertaken in accordance with the Building Regulations and the latest British Standards.

All proprietary materials and products are to be used strictly in accordance with the manufacturers recommendations.

This drawing must not be scaled. All dimension s to be checked on site prior to construction.

This drawing is to be read in conjunction with Structural Engineers drawings and calculations.

All structural timbers to be pressure treated.

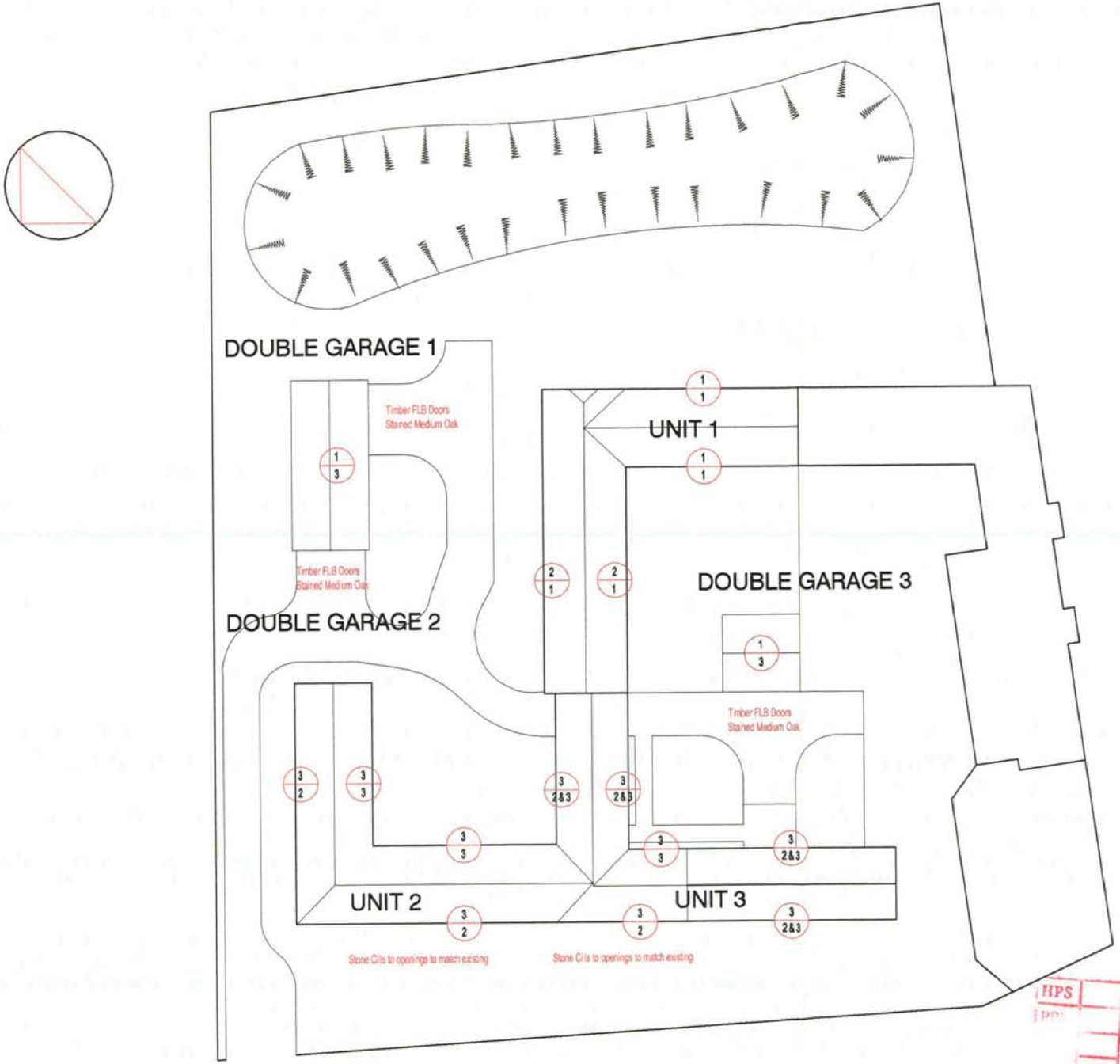

Material Key

Roof Material
Wall material

General

Timber framed windows with Double Glazing
All Externa Joinery to be Stained Medium Oak
All rainwater goods to be Black UPVC

Roof material

1 Existing Pantiles retained or reused from existing structures
2 Reclaimed Natural Slate
3 William Blythe Natural Clay Red Barco Pantile

Wall material

1 Existing Brickwork made good
2 Reclaimed Brick to match existing
3 Medium Oak Stained Sawn Timber Boarding (Feather edge)



HPS
OPERATIONAL SERVICES
PLANNING DIV.
04 DEC 2002
RECEIVED
TL
ACK
REPLY
OFF
OM

ARCHITECH
DESIGN & ARCHITECTURAL SERVICES
TEL: 01733 244825
THE STUDIO, 25 BROADWAY, YAXLEY, PE7 3EE

Client
MR M SMYTH

Project
Whitehall Farm, Coppingford Rd, Sawtry

Drawing Title
Material Schedule

Drawn	Scale	Date
DC	NTS @ A3	29.11.02

DRAWING STATUS: Inform Only [X] Planning [ ] Building Regs [ ] Passed [ ] Approved [ ]

Job No.	Dwg No.	Revision
02-025	1P03	00

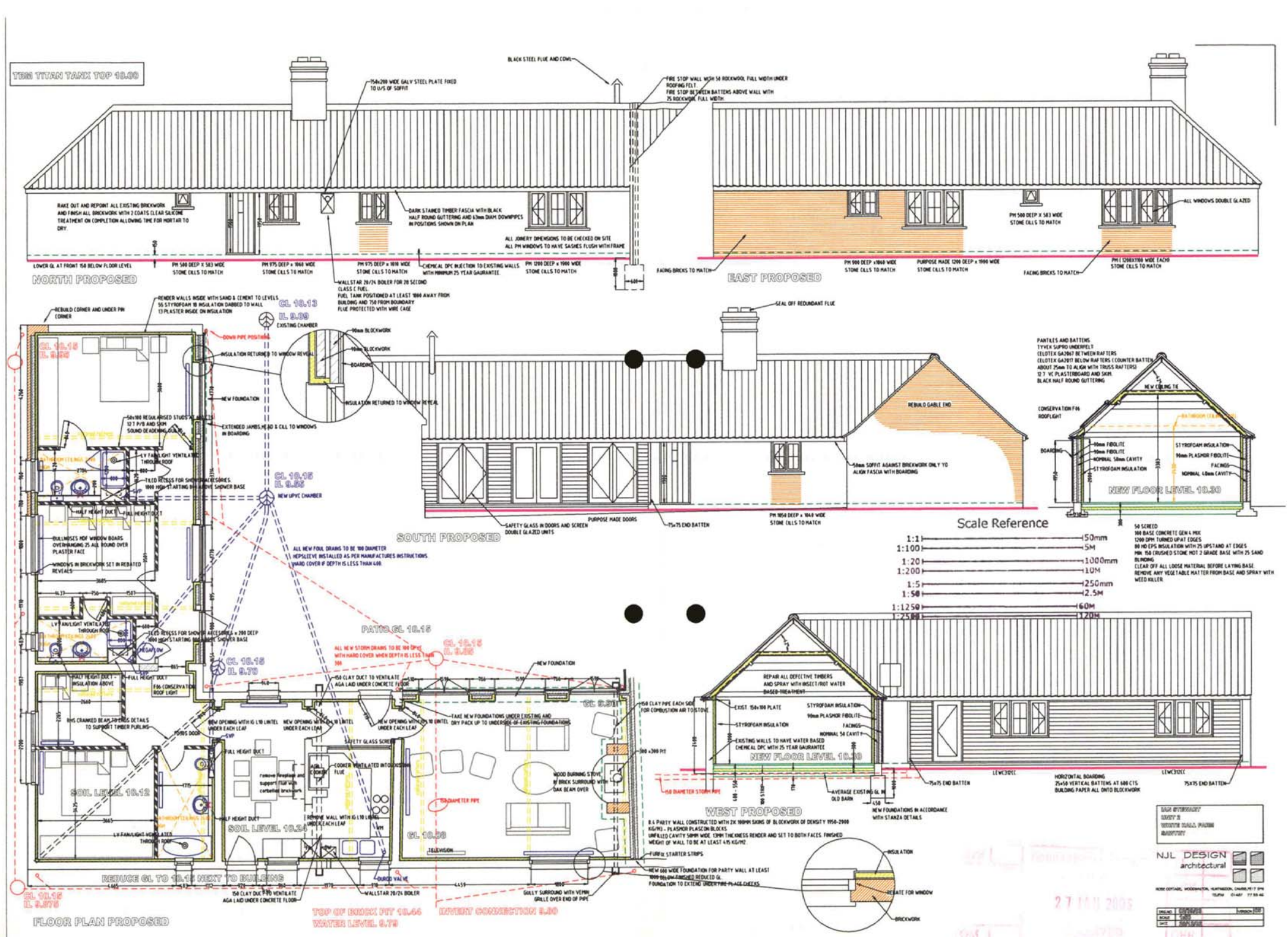
YBN TITAN TANK TOP 10.00
754x200 WIDE GALV STEEL PLATE FIXED TO U/S OF SOFFIT
BLACK STEEL FLUE AND COWL
FIRE STOP WALL WITH 50 ROCKWOOL FULL WIDTH UNDER ROOFING FELT.
FIRE STOP BETWEEN BATTENS ABOVE WALL WITH 75 ROCKWOOL FULL WIDTH
RAKE OUT AND REPOINT ALL EXISTING BRICKWORK AND FINISH ALL BRICKWORK WITH 2 COATS CLEAR SILICONE TREATMENT ON COMPLETION ALLOWING TIME FOR MORTAR TO DRY.
DARK STAINED TIMBER FASCIA WITH BLACK HALF ROUND GUTTERING AND 63mm DIAM. DOWNPIPES IN POSITIONS SHOWN ON PLAN
ALL JOINERY DIMENSIONS TO BE CHECKED ON SITE
ALL PH WINDOWS TO HAVE SASHES FLUSH WITH FRAME
LOWER GL AT FRONT 150 BELOW FLOOR LEVEL
PH 500 DEEP X 583 WIDE STONE CILLS TO MATCH
PH 975 DEEP x 1060 WIDE STONE CILLS TO MATCH
PH 975 DEEP x 1010 WIDE STONE CILLS TO MATCH
CHEMICAL DPC INJECTION TO EXISTING WALLS WITH MINIMUM 25 YEAR GAURANTEE
PH 1200 DEEP x 1900 WIDE STONE CILLS TO MATCH
WALLSTAR 28/24 BOILER FOR 28 SECOND CLASS C FUEL
FUEL TANK POSITIONED AT LEAST 1800 AWAY FROM BUILDING AND 750 FROM BOUNDARY
FLUE PROTECTED WITH WIRE CAGE
NORTH PROPOSED
FACING BRICKS TO MATCH
PH 900 DEEP x1060 WIDE STONE CILLS TO MATCH
PURPOSE MADE 1200 DEEP x 1900 WIDE STONE CILLS TO MATCH
PH 500 DEEP X 583 WIDE STONE CILLS TO MATCH
ALL WINDOWS DOUBLE GLAZED
PH (1200X1700 WIDE EACH) STONE CILLS TO MATCH
FACING BRICKS TO MATCH
EAST PROPOSED
REBUILD CORNER AND UNDER PH CORNER
RENDER WALLS INSIDE WITH SAND & CEMENT TO LEVELS
55 STYROFOAM 1B INSULATION DABBED TO WALL
13 PLASTER INSIDE ON INSULATION
GL 10.13
IL 9.09
EXISTING CHAMBER
DOWN PIPE POSITION
INSULATION RETURNED TO WINDOW REVEAL
NEW FOUNDATION
EXTENDED JAMBS, HEAD & CILL TO WINDOWS IN BOARDING
LV FAN/LIGHT VENTILATED THROUGH ROOF
TILED RECESS FOR SHOWER ACCESSORIES 1000 HIGH STARTING 150 ABOVE SHOWER BASE
GL 10.15
IL 9.05
NEW UPVC CHAMBER
HALF HEIGHT DUCT
FULL HEIGHT DUCT
BULLNOSES MDF WINDOW BOARS OVERHANGING 25 ALL ROUND OVER PLASTER FACE
WINDOWS IN BRICKWORK SET IN REBATED REVEALS
LV FAN/LIGHT VENTILATED THROUGH ROOF
F06 CONSERVATION ROOF LIGHT
RHS CRANKED BEAM TO ENDS DETAILS TO SUPPORT TIMBER PURLINS
POSIS DOOR
SVP
NEW OPENING WITH IG L110 LINTEL UNDER EACH LEAF
NEW OPENING WITH IG L110 LINTEL UNDER EACH LEAF
NEW OPENING WITH IG L110 LINTEL UNDER EACH LEAF
SOIL LEVEL 10.12
SOIL LEVEL 10.26
remove fireplace and support flue with corbelled brickwork
AGA COOKER
CORNER VENTILATED INTO EXISTING FLUE
REMOVE WALL WITH IG L110 LINTEL UNDER EACH LEAF
SAFETY GLASS SCREEN
TELEVISION
REDUCE GL TO 10.12 NEXT TO BUILDING
GL 10.16
IL 9.976
FLOOR PLAN PROPOSED
PATIO GL 10.15
ALL NEW STORM DRAINS TO BE 100 DPVC WITH HARD COVER WHEN DEPTH IS LESS THAN 600
GL 10.12
IL 9.82
150 CLAY DUCT TO VENTILATE AGA LAID UNDER CONCRETE FLOOR
TAKE NEW FOUNDATIONS UNDER EXISTING AND DRY PACK UP TO UNDERSIDE OF EXISTING FOUNDATIONS
GL 9.781
450 x 300 PIT
WOOD BURNING STOVE W BRICK SURROUND WITH OAK BEAM OVER
150 DIAMETER PIPE
GL 10.08
DURCO VALVE
WALLSTAR 28/24 BOILER
GULLY SURROUND WITH VERMIN GRILLE OVER END OF PIPE
TOP OF BRICK PIT 10.66
WATER LEVEL 9.79
INVERT CONNECTION 9.30
SEAL OFF REDUNDANT FLUE
REBUILD GABLE END
50mm SOFFIT AGAINST BRICKWORK ONLY TO ALIGN FASCIA WITH BOARDING
PURPOSE MADE DOORS
75x75 END BATTEN
PH 1050 DEEP x 1060 WIDE STONE CILLS TO MATCH
SAFETY GLASS IN DOORS AND SCREEN DOUBLE GLAZED UNITS
SOUTH PROPOSED
PANTILES AND BATTENS
TYVEX SUPRO UNDERFELT
CELOTEX GA2067 BETWEEN RAFTERS
CELOTEX GA2017 BELOW RAFTERS (COUNTER BATTEN ABOUT 25mm TO ALIGN WITH TRUSS RAFTERS)
12.7 VC PLASTERBOARD AND SKIM
BLACK HALF ROUND GUTTERING
NEW CEILING TIE
CONSERVATION F06 ROOFLIGHT
BOARDING
10mm FIBOLITE
10mm FIBOLITE
NOMINAL 50mm CAVITY
STYROFOAM INSULATION
STYROFOAM INSULATION
90mm PLASMOR FIBOLITE
FACINGS
NOMINAL 40mm CAVITY
NEW FLOOR LEVEL 10.30
Scale Reference
1:1 50mm
1:100 5M
1:20 1000mm
1:200 10M
1:5 250mm
1:50 2.5M
1:1250 60M
1:2500 120M
50 SCREED
100 BASE CONCRETE GEN 4 MIX
1200 DPM TURNED UP AT EDGES
80 HD EPS INSULATION WITH 25 UPSTAND AT EDGES
MIN 150 CRUSHED STONE HOT 2 GRADE BASE WITH 75 SAND BLINDING
CLEAR OFF ALL LOOSE MATERIAL BEFORE LAYING BASE
REMOVE ANY VEGETABLE MATTER FROM BASE AND SPRAY WITH WEED KILLER
REPAIR ALL DEFECTIVE TIMBERS AND SPRAY WITH INSECT/ROT WATER BASED TREATMENT
EXIST. 154x100 PLATE
STYROFOAM INSULATION
90mm PLASMOR FIBOLITE
FACINGS
NOMINAL 50 CAVITY
STYROFOAM INSULATION
EXISTING WALLS TO HAVE WATER BASED CHEMICAL DPC WITH 25 YEAR GAURANTEE
NEW FLOOR LEVEL 10.30
LEWC312CC
LEWC312CC
75x75 END BATTEN
HORIZONTAL BOARDING 25x50 VERTICAL BATTENS AT 600 CTS BUILDING PAPER ALL ONTO BLOCKWORK
75x75 END BATTEN
150 DIAMETER STORM PIPE
AVERAGE EXISTING GL IN OLD BARN
NEW FOUNDATIONS IN ACCORDANCE WITH STANZA DETAILS
WEST PROPOSED
B.4 PARTY WALL CONSTRUCTED WITH 2X 100MM SKINS OF BLOCKWORK OF DENSITY 1950-2000 KG/M3 - PLASMOR PLASCON BLOCKS
UNFILLED CAVITY 50MM WIDE. 13MM THICKNESS RENDER AND SET TO BOTH FACES. FINISHED WEIGHT OF WALL TO BE AT LEAST 415 KG/M2.
FURR & STARTER STRIPS
NEW 600 WIDE FOUNDATION FOR PARTY WALL AT LEAST 1000 BELOW FINISHED REDUCED GL
FOUNDATION TO EXTEND UNDER PIPE PLACE CHEESE
INSULATION
REBATE FOR WINDOW
BRICKWORK
NJL DESIGN architectural
ROSE COTTAGE, WOODHAMPTON, HUNTINGDON, CAMBS PE17 5PW
TELEPHONE 01487 773 556 MOBILE
DRG.NO
SCALE
DATE
VERSION
27 MAR 2006

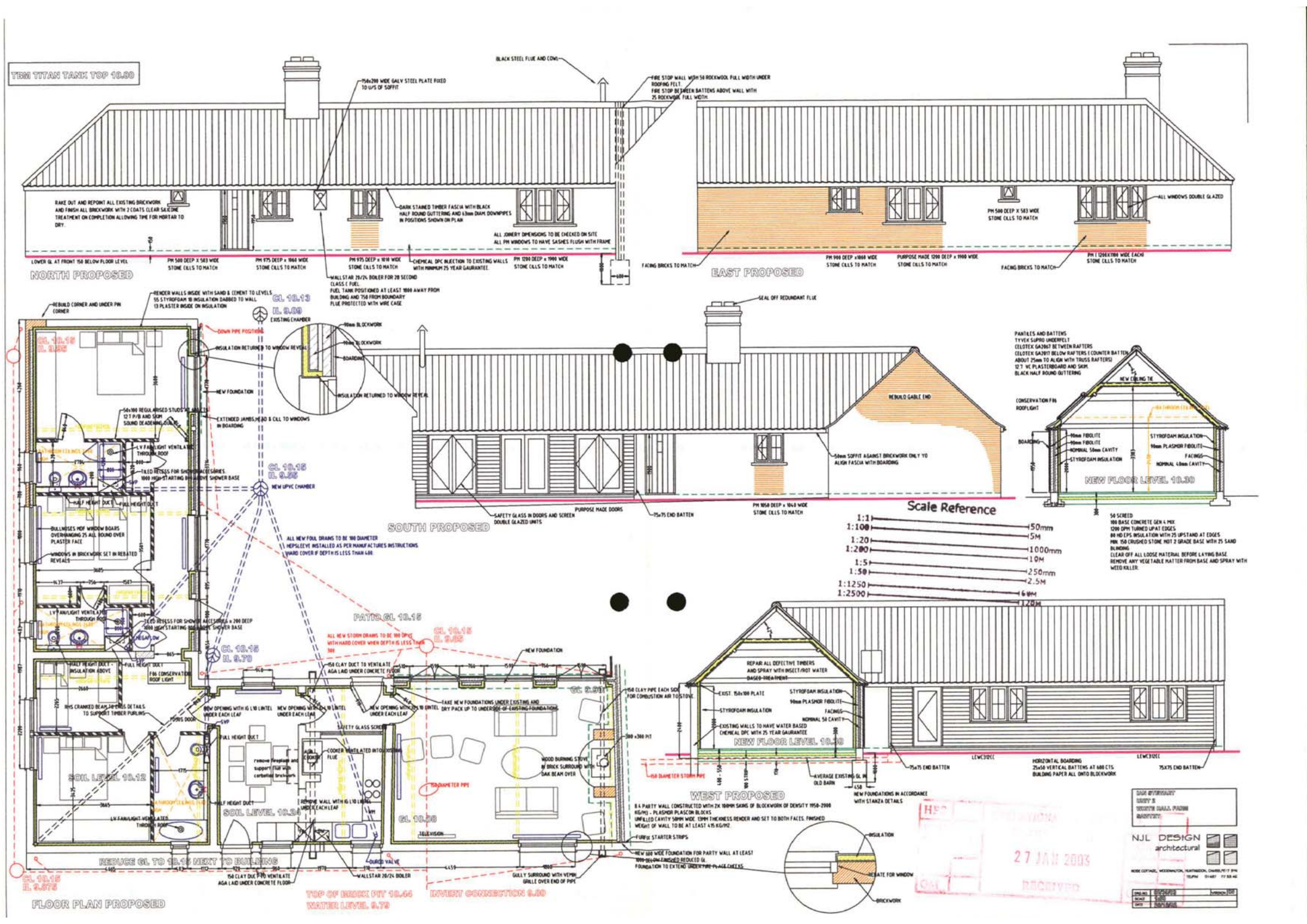
TBM TITAN TANK TOP 10.80
NORTH PROPOSED
EAST PROPOSED
SOUTH PROPOSED
WEST PROPOSED
FLOOR PLAN PROPOSED
Scale Reference
1:1 50mm
1:100 5M
1:20 1000mm
1:200 10M
1:5 250mm
1:50 2.5M
1:1250 60M
1:2500 120M
NJL DESIGN architectural
27 JAN 2003
RECEIVED

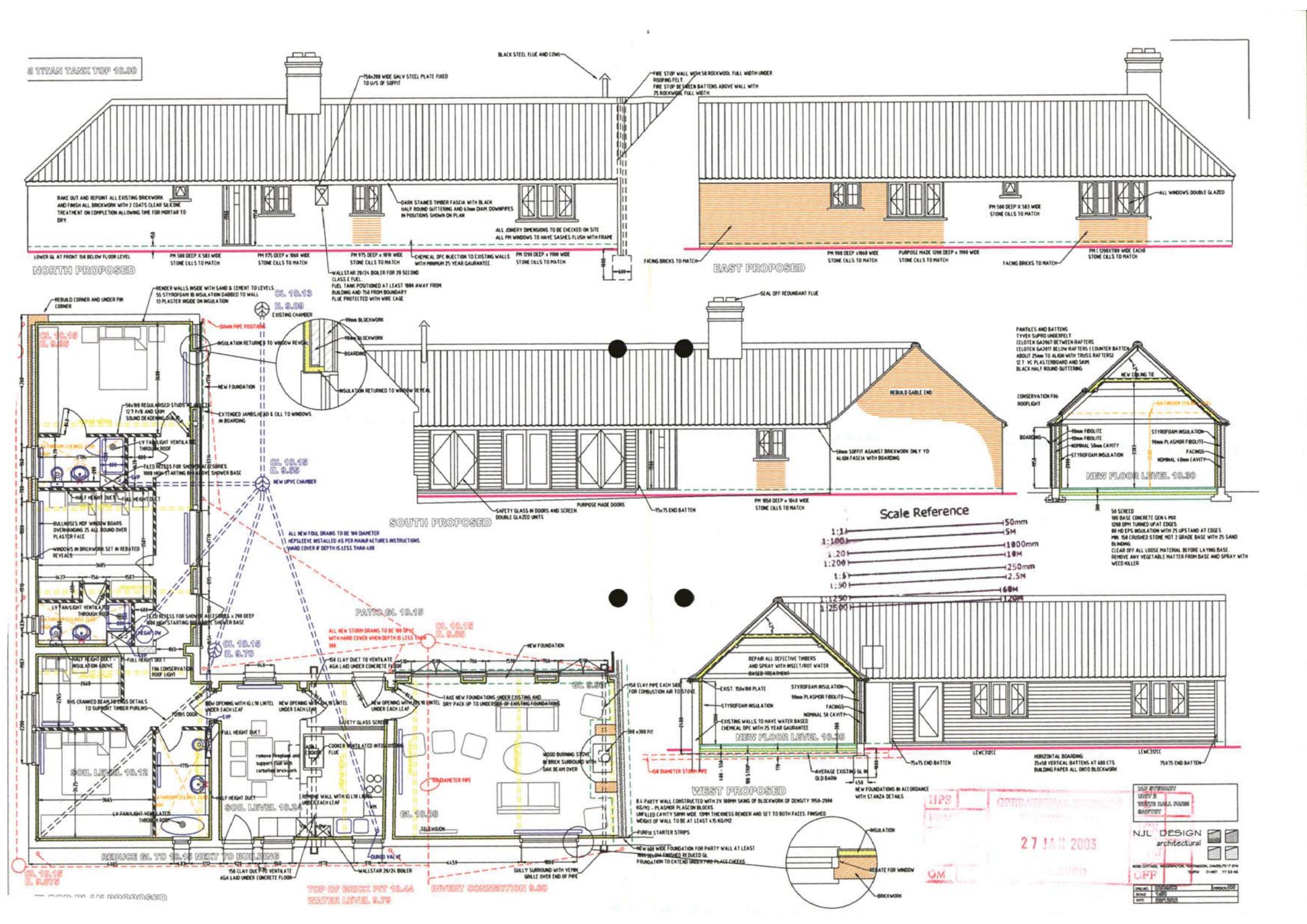
TITAN TANK TOP 10.30
BLACK STEEL FLUE AND COWL
750x200 WIDE GALV STEEL PLATE FIXED TO U/S OF SOFFIT
FIRE STOP WALL WITH 50 ROCKWOOL FULL WIDTH UNDER ROOFING FELT
FIRE STOP BEHIND BATTENS ABOVE WALL WITH 25 ROCKWOOL FULL WIDTH
RAKE OUT AND REPOINT ALL EXISTING BRICKWORK AND FINISH ALL BRICKWORK WITH 2 COATS CLEAR SILICONE TREATMENT ON COMPLETION ALLOWING TIME FOR MORTAR TO DRY.
DARK STAINED TIMBER FASCIA WITH BLACK HALF ROUND GUTTERING AND 63mm DIAM DOWNPIPES IN POSITIONS SHOWN ON PLAN
ALL JOINERY DIMENSIONS TO BE CHECKED ON SITE
ALL PM WINDOWS TO HAVE SASHES FLUSH WITH FRAME
LOWER GL AT FRONT 150 BELOW FLOOR LEVEL
PM 500 DEEP X 583 WIDE STONE CILLS TO MATCH
PM 975 DEEP x 1860 WIDE STONE CILLS TO MATCH
PM 975 DEEP x 1810 WIDE STONE CILLS TO MATCH
CHEMICAL DPC INJECTION TO EXISTING WALLS WITH MINIMUM 25 YEAR GAURANTEE.
PM 1200 DEEP x 1900 WIDE STONE CILLS TO MATCH
NORTH PROPOSED
WALLSTAR 28/24 BOILER FOR 29 SECOND CLASS C FUEL
FUEL TANK POSITIONED AT LEAST 1800 AWAY FROM BUILDING AND 750 FROM BOUNDARY
FLUE PROTECTED WITH WIRE CAGE
FACING BRICKS TO MATCH
PM 900 DEEP x1060 WIDE STONE CILLS TO MATCH
PURPOSE MADE 1200 DEEP x 1900 WIDE STONE CILLS TO MATCH
EAST PROPOSED
PM 500 DEEP X 583 WIDE STONE CILLS TO MATCH
ALL WINDOWS DOUBLE GLAZED
FACING BRICKS TO MATCH
PM 1200X1100 WIDE EACH STONE CILLS TO MATCH
REBUILD CORNER AND UNDER PM CORNER
RENDER WALLS INSIDE WITH SAND & CEMENT TO LEVELS 55 STYROFOAM 1B INSULATION DABBED TO WALL 13 PLASTER INSIDE ON INSULATION
CL 10.13
IL 9.99
EXISTING CHAMBER
DOWN PIPE POSITION
INSULATION RETURNED TO WINDOW REVEAL
99mm BLOCKWORK
BOARDING
NEW FOUNDATION
EXTENDED JAMBS, HEAD & CILL TO WINDOWS IN BOARDING
LV FAN/LIGHT VENTILATOR THROUGH ROOF
TILED RECESS FOR SHOWER ACCESSORIES 1000 HIGH STARTING 150 ABOVE SHOWER BASE
CL 10.15
IL 9.85
CL 10.16
IL 9.86
NEW UPVC CHAMBER
HALF HEIGHT DUCT
FULL HEIGHT DUCT
BULLNOSES MDF WINDOW BOARDS OVERHANGING 25 ALL ROUND OVER PLASTER FACE
WINDOWS IN BRICKWORK SET IN REBATED REVEALS
SOUTH PROPOSED
SEAL OFF REDUNDANT FLUE
REBUILD GABLE END
50mm SOFFIT AGAINST BRICKWORK ONLY TO ALIGN FASCIA WITH BOARDING
PURPOSE MADE DOORS
75x75 END BATTEN
PM 1050 DEEP x 1040 WIDE STONE CILLS TO MATCH
SAFETY GLASS IN DOORS AND SCREEN DOUBLE GLAZED UNITS
PANTILES AND BATTENS
TYVEK SUPRO UNDERFELT
CELOTEX GA2967 BETWEEN RAFTERS
CELOTEX GA2917 BELOW RAFTERS (COUNTER BATTEN ABOUT 25mm TO ALIGN WITH TRUSS RAFTERS)
12.7 VC PLASTERBOARD AND SKIM
BLACK HALF ROUND GUTTERING
NEW CEILING TIE
CONSERVATION F06 ROOFLIGHT
BOARDING
90mm FIBOLITE
90mm FIBOLITE
NOMINAL 50mm CAVITY
STYROFOAM INSULATION
STYROFOAM INSULATION
90mm PLASMOR FIBOLITE
FACINGS
NOMINAL 40mm CAVITY
NEW FLOOR LEVEL 10.30
50 SCREED
100 BASE CONCRETE GEN 4 MIX
1200 DPM TURNED UP AT EDGES
80 HD EPS INSULATION WITH 25 UPSTAND AT EDGES
MIN 150 CRUSHED STONE HOT 2 GRADE BASE WITH 25 SAND BLINDING
CLEAR OFF ALL LOOSE MATERIAL BEFORE LAYING BASE. REMOVE ANY VEGETABLE MATTER FROM BASE AND SPRAY WITH WEED KILLER
Scale Reference
1:1 50mm
1:100 5M
1:20 1000mm
1:200 10M
1:5 250mm
1:50 2.5M
1:250 6M
1:2500 120M
BULLNOSES MDF WINDOW BOARDS OVERHANGING 25 ALL ROUND OVER PLASTER FACE
WINDOWS IN BRICKWORK SET IN REBATED REVEALS
LV FAN/LIGHT VENTILATOR THROUGH ROOF
TILED RECESS FOR SHOWER ACCESSORIES x 290 DEEP 1000 HIGH STARTING 150 ABOVE SHOWER BASE
WINDOW
HALF HEIGHT DUCT - INSULATION ABOVE
FULL HEIGHT DUCT
F06 CONSERVATION ROOF LIGHT
RHS CRANKED BEAM SEE DETAILS TO SUPPORT TIMBER PURLINS
FOLDING DOOR
SOIL LEVEL 10.12
SOIL LEVEL 10.34
LV FAN/LIGHT VENTILATOR THROUGH ROOF
REDUCE GL TO 10.15 NEXT TO BUILDING
CL 10.15
IL 9.975
PATIO GL 10.15
ALL NEW STORM DRAINS TO BE 100 DPVC WITH HARD COVER WHEN DEPTH IS LESS THAN 900
CL 10.15
IL 9.90
CL 10.15
IL 9.70
150 CLAY DUCT TO VENTILATE AGA LAID UNDER CONCRETE FLOOR
NEW FOUNDATION
NEW OPENING WITH 65 x 90 LINTEL UNDER EACH LEAF
TAKE NEW FOUNDATIONS UNDER EXISTING AND DRY PACK UP TO UNDERSIDE OF EXISTING FOUNDATIONS
SAFETY GLASS SCREEN
AGA COOKER
COOKER VENTILATED INTO CHIMNEY FLUE
remove fireplace and support flue with corbelled brickwork
REMOVE WALL WITH IG L70 LINTEL UNDER EACH LEAF
GL 10.28
GL 10.30
WOOD BURNING STOVE IN BRICK SURROUND WITH OAK BEAM OVER
100mm DIAMETER PIPE
TELEVISION
OUTDOOR VALVE
WALLSTAR 20/24 BOILER
150 CLAY DUCT TO VENTILATE AGA LAID UNDER CONCRETE FLOOR
GULLY SURROUND WITH VERMIN GRILLE OVER END OF PIPE
TOP OF BRICK PIT 10.44
WATER LEVEL 9.79
INVERT CONNECTION 9.80
GROUND FLOOR PLAN PROPOSED
150 CLAY PIPE EACH SIDE FOR COMBUSTION AIR TO STOVE
100 x 300 PIT
FURFIX STARTER STRIPS
NEW 600 WIDE FOUNDATION FOR PARTY WALL AT LEAST 900 BELOW FINISHED RE DUCED GL FOUNDATION TO EXTEND UNDER FIRE PLACE CHEEKS
84 PARTY WALL CONSTRUCTED WITH 2 x 100MM SKINS OF BLOCKWORK OF DENSITY 1950-2000 KG/M3 - PLASMOR PLASCON BLOCKS
UNFILLED CAVITY 50MM WIDE 13MM THICKNESS RENDER AND SET TO BOTH FACES FINISHED
WEIGHT OF WALL TO BE AT LEAST 415 KG/M2
INSULATION
REBATE FOR WINDOW
BRICKWORK
REPAIR ALL DEFECTIVE TIMBERS AND SPRAY WITH INSECT/ROT WATER BASED TREATMENT
EXIST. 150x100 PLATE
STYROFOAM INSULATION
90mm PLASMOR FIBOLITE
FACINGS
NOMINAL 50 CAVITY
STYROFOAM INSULATION
EXISTING WALLS TO HAVE WATER BASED CHEMICAL DPC WITH 25 YEAR GAURANTEE
NEW FLOOR LEVEL 10.30
LEWC312CC
LEWC312CC
75x75 END BATTEN
75x75 END BATTEN
HORIZONTAL BOARDING 25x50 VERTICAL BATTENS AT 600 CTS BUILDING PAPER ALL ONTO BLOCKWORK
150 DIAMETER STORM PIPE
AVERAGE EXISTING GL IN OLD BARN
NEW FOUNDATIONS IN ACCORDANCE WITH STANZA DETAILS
WEST PROPOSED
OPERATIONAL
27 JAN 2003
NJL DESIGN architectural

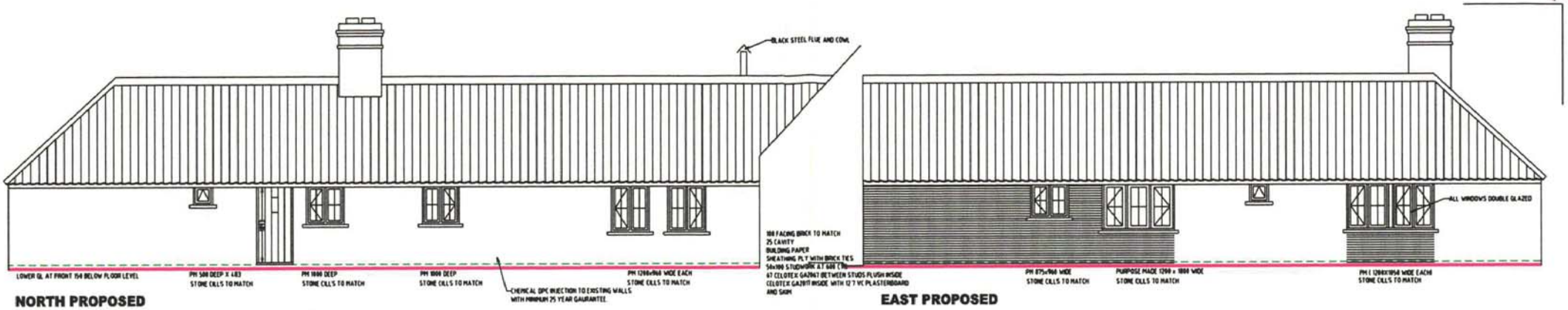

NORTH PROPOSED

EAST PROPOSED

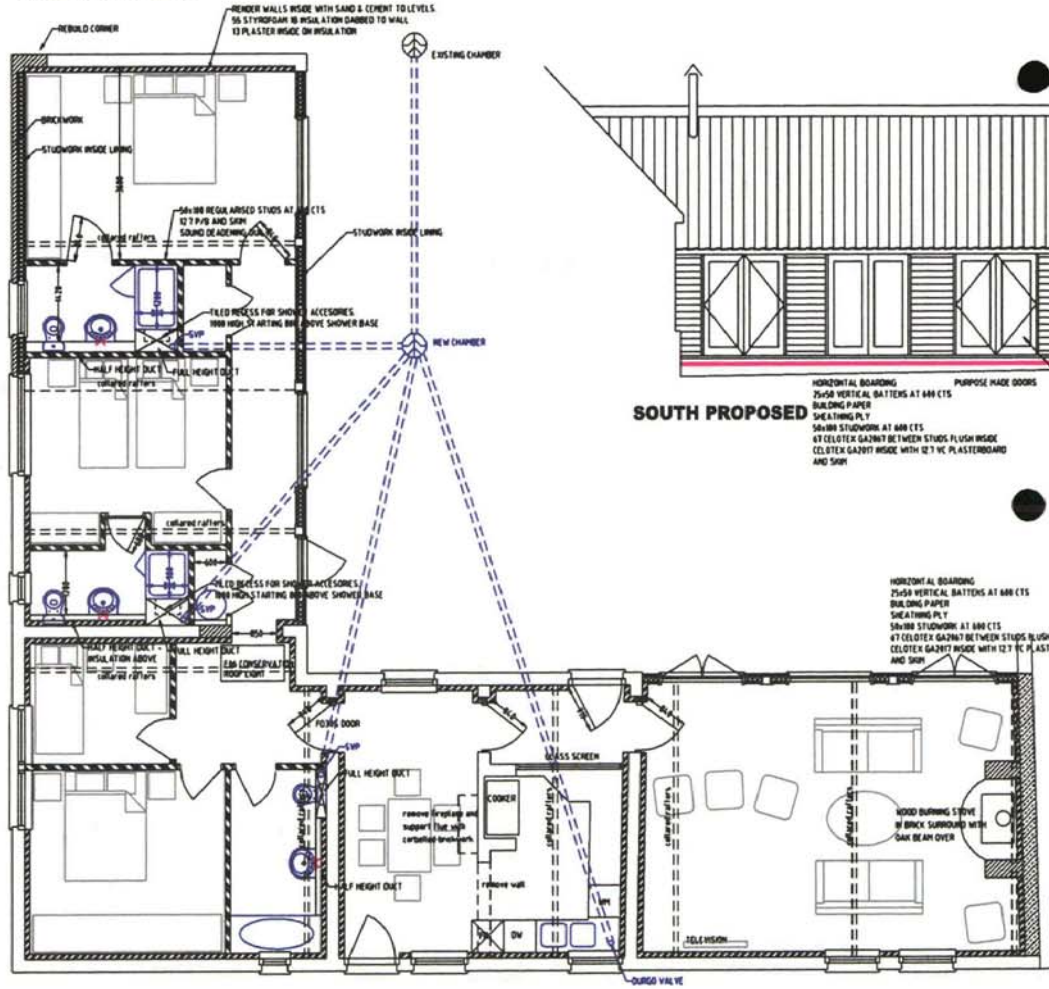

FLOOR PLAN PROPOSED

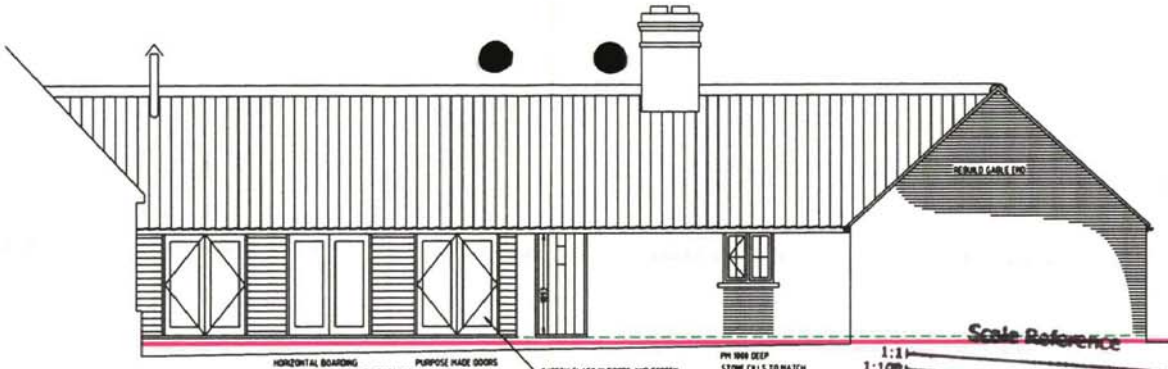

SOUTH PROPOSED

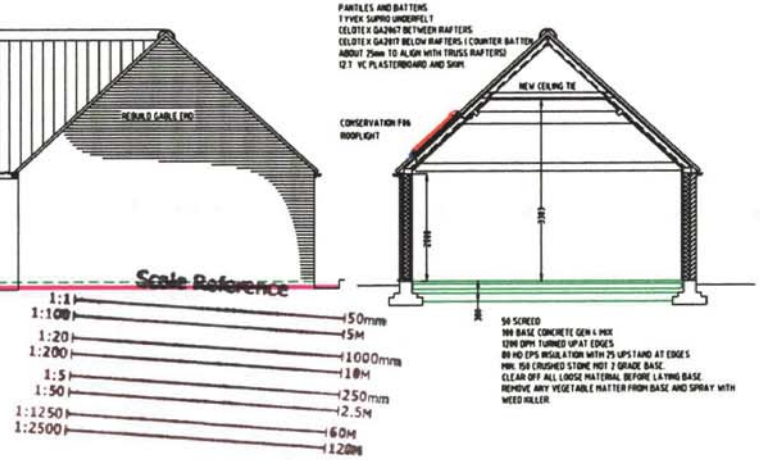

Scale Reference

1:1	150mm
1:100	1M
1:20	300mm
1:200	10M
1:5	150mm
1:50	2.5M
1:1250	60M
1:2500	120M

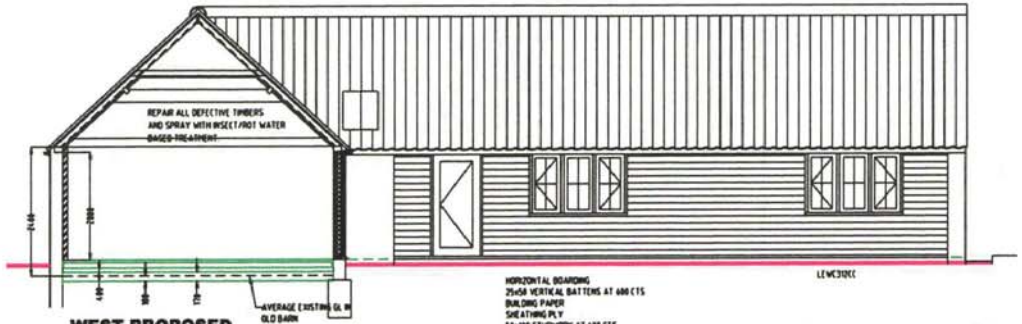

WEST PROPOSED

OPERATIONAL SERVICES | TL
PLANNING DIV.
30 OCT 2002

IAN STEWART
UNIT 2
WHITE HALL FARM
SAWTRY

NJL DESIGN
architectural

PROJECT	0202/02
SCALE	1:100
DATE	19/09/02

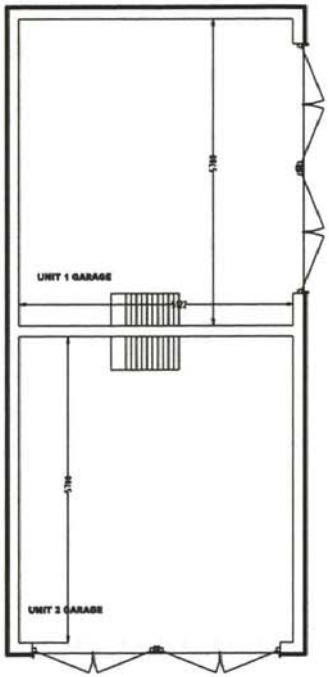

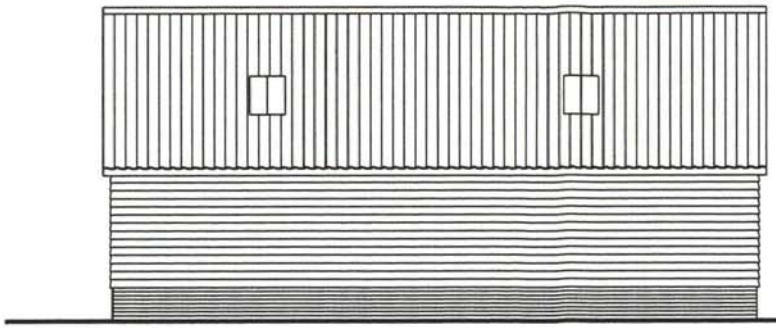

SIDE VIEW

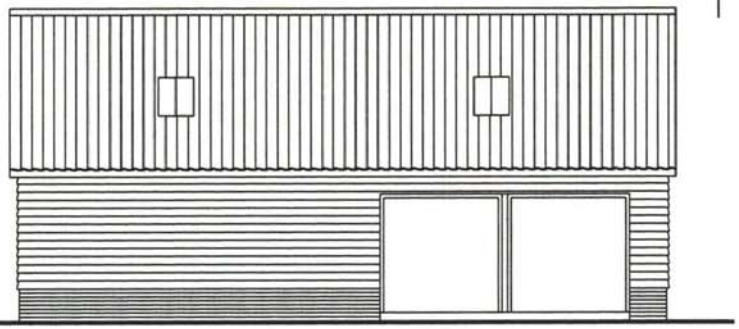

SIDE VIEW

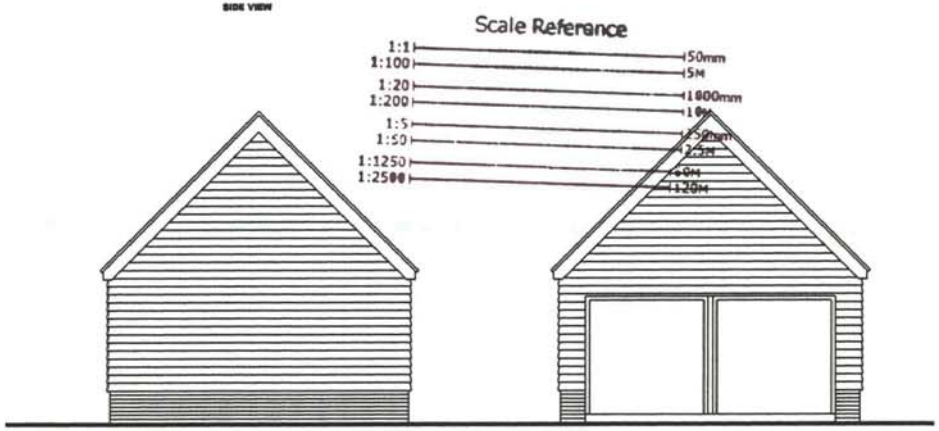

REAR VIEW

FRONT VIEW

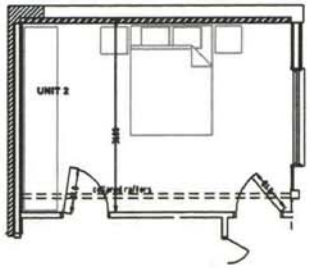

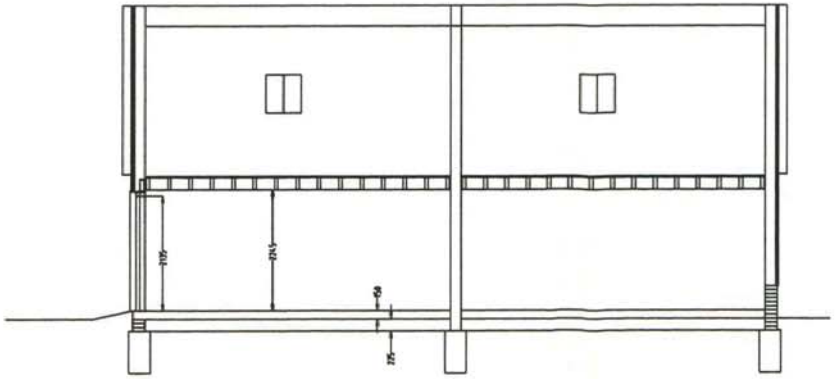

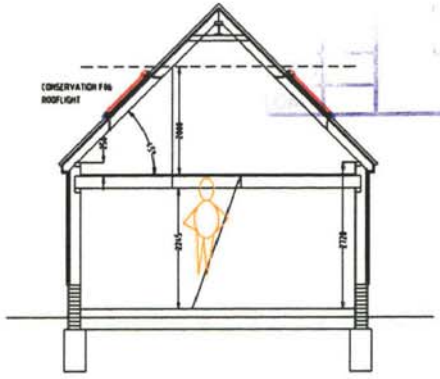

NOV 2002
RECEIVED
TL
CK
REPLY
OFF

IAN STEWART
UNIT 2
WHITE HALL FARM
SAWTRY

NJL DESIGN
architectural

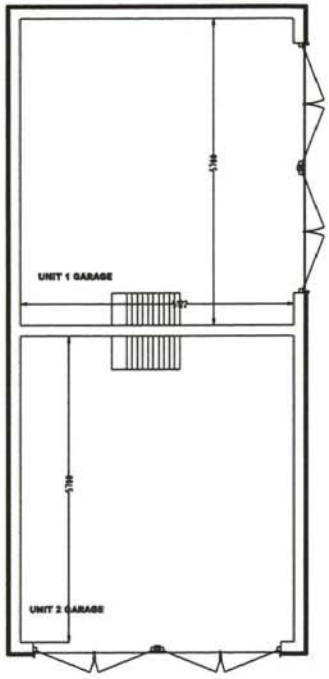

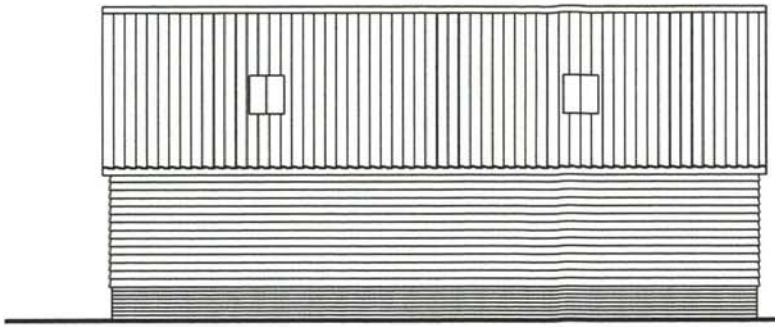

SIDE VIEW

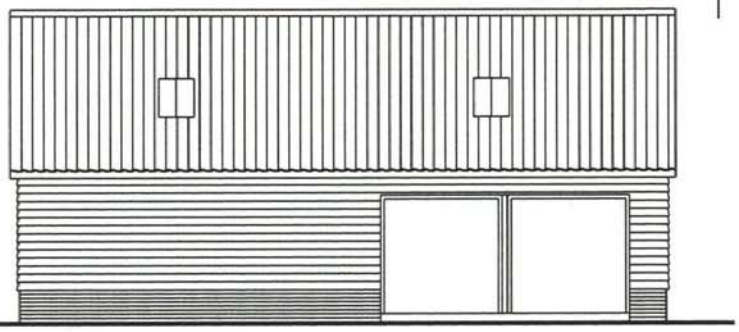

SIDE VIEW

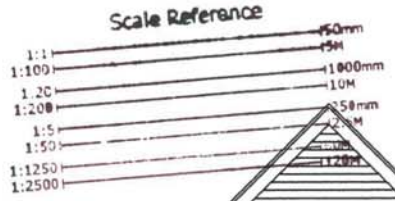



REAR VIEW

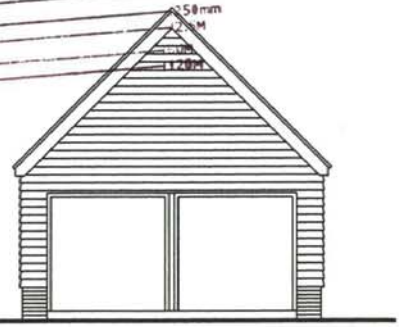

FRONT VIEW

OPERATIONAL SERVICES
PLANNING
NOV 2002
RECEIVED
TL
OFF

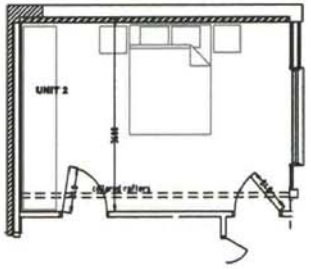

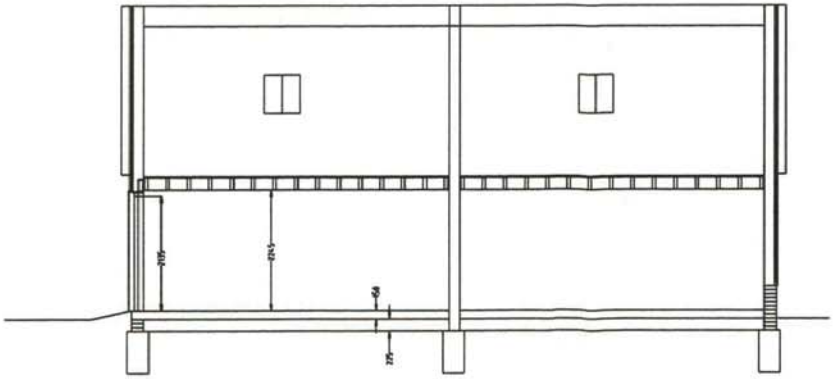

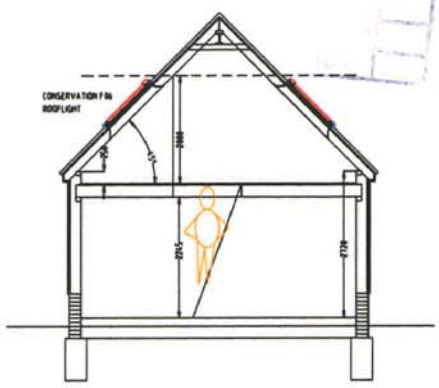

IAN STEWART
UNIT 2
WHITE HALL FARM
GANTRY

NJL DESIGN
architectural

ROSE COTTAGE, WOODWATON, HUNTINGDON, CAMBRIDGE
TELPHAX 01487 77 88 46

DWG NO	02/29/06	REV NO	01
SCALE	1:100		
DATE	16/09/02		

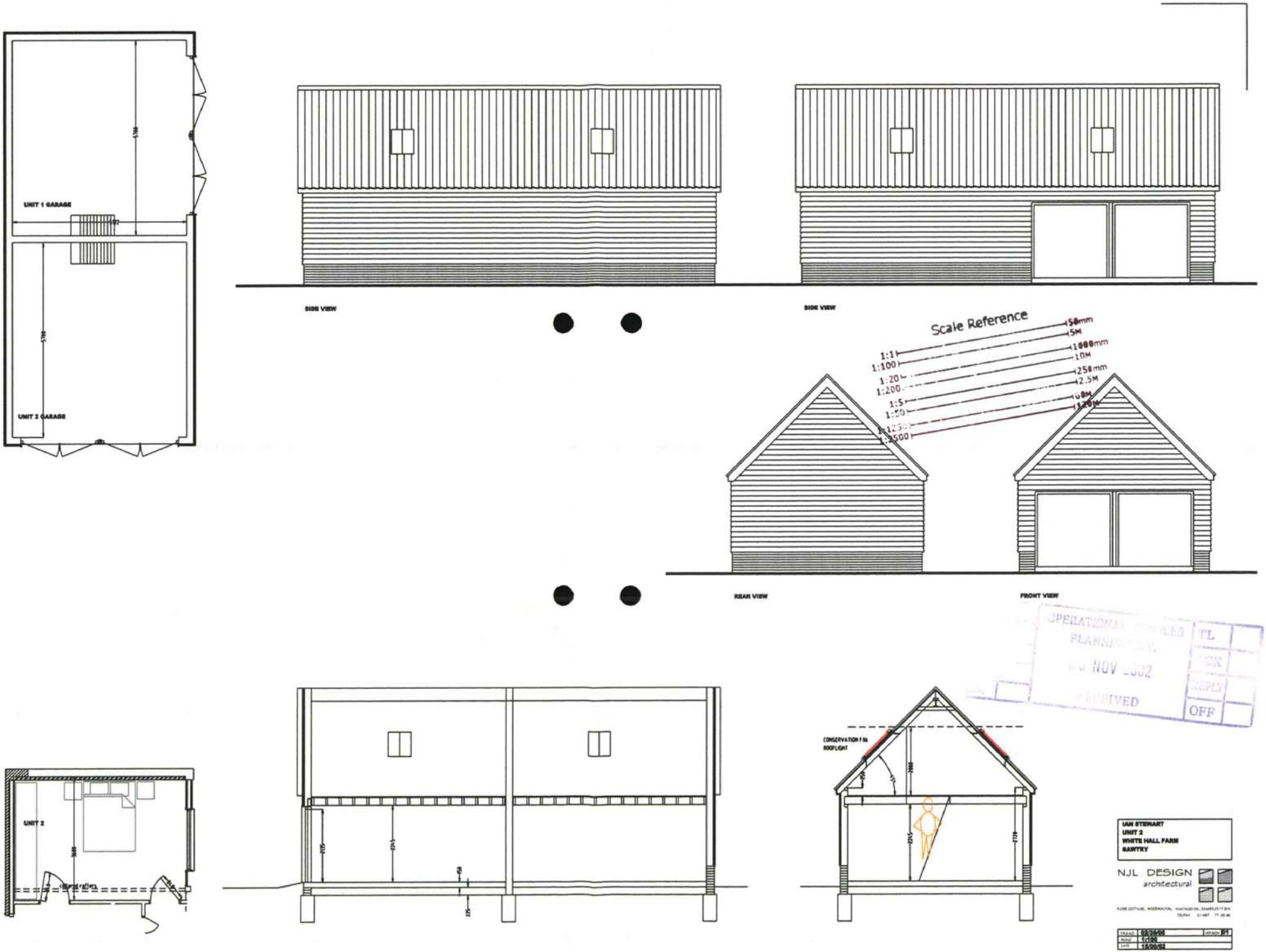
UNIT 1 GARAGE
UNIT 2 GARAGE
SIDE VIEW
SIDE VIEW
Scale Reference
1:1
1:100
1:20
1:200
1:5
1:50
1:1250
1:2500
50mm
5M
1000mm
10M
250mm
2.5M
60M
120M
REAR VIEW
FRONT VIEW
UNIT 2
CONSERVATION F 06
ROOFLIGHT
IAN STEWART
UNIT 2
WHITE HALL FARM
SAWTRY
NJL DESIGN
architectural
TL
OFF

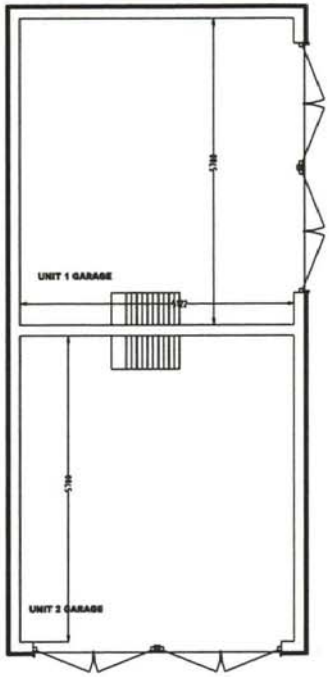

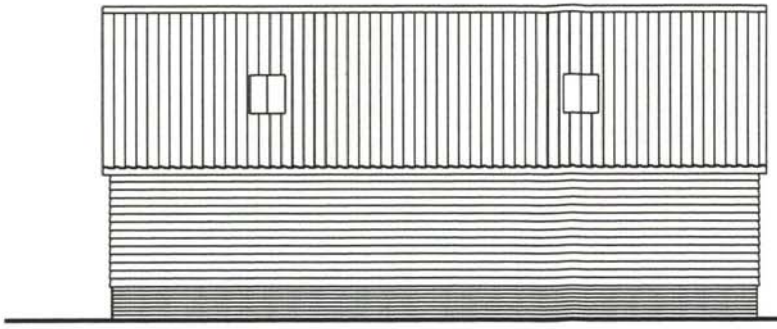

SIDE VIEW

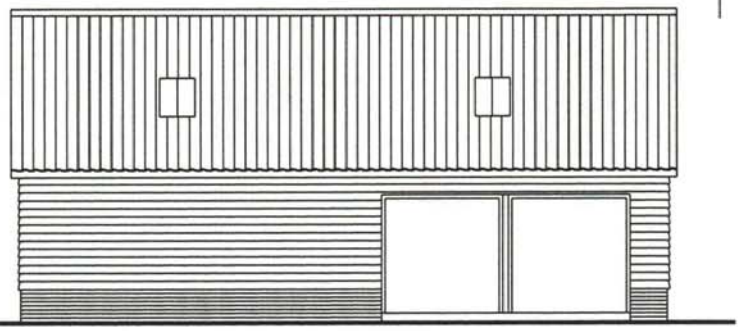

SIDE VIEW

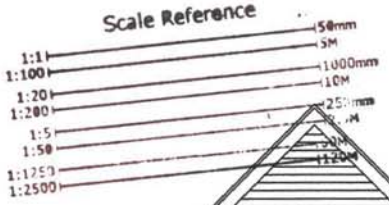

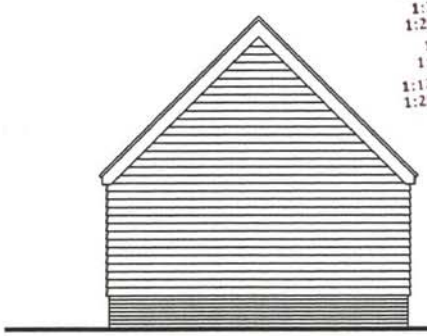

REAR VIEW

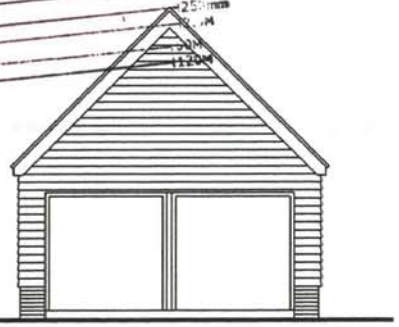

FRONT VIEW

OPERATIONAL
PLANNING
NOV 2002
RECEIVED
OFF

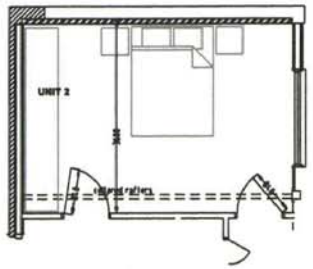

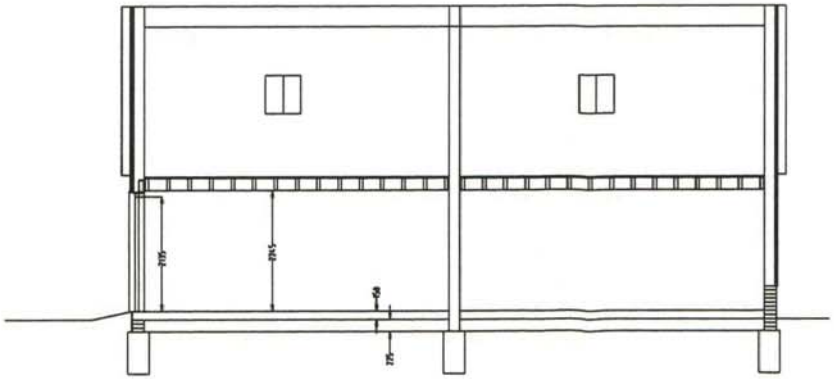

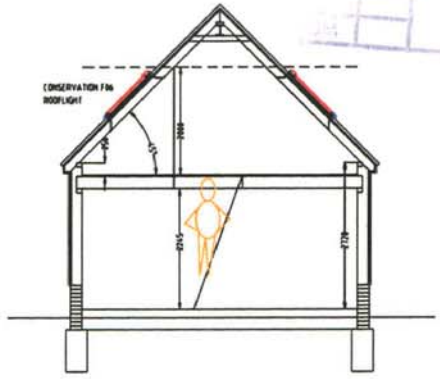

IAN STEWART
UNIT 2
WHITE HALL FARM
GANTRY

NJL DESIGN
architectural

DRAWN	02/09/05	REV NO	01
SCALE	1:100		
DATE	15/09/02		

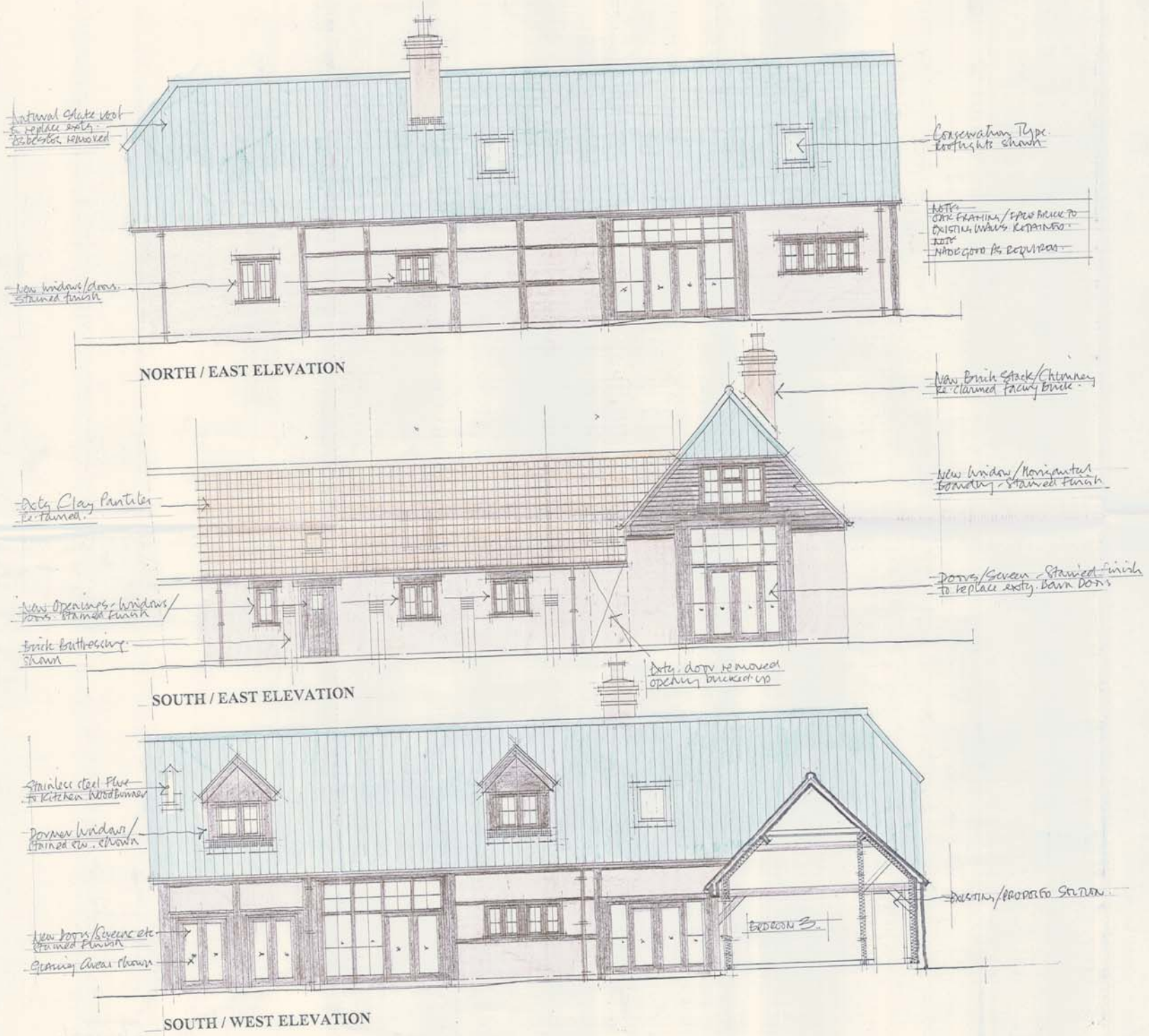

Scale Reference

1:1	50mm
1:10	5m
1:20	1000mm
1:200	10m
1:5	250mm
1:50	2.5m
1:1250	40m
1:2500	120m

Amendments to Unit 1

HEADLEY STOKES ASSOCIATES
Chartered Architects and Project Managers
Bridgeton House, 159 High Street, Huntingdon, Cambridgeshire PE29 3TF
Telephone (01480) 435007 Fax No: (01480) 417341

REFURBISHMENT OF EXISTING BARN (UNIT 1) TO DWELLING
LOWER CHY, WHITEHALL FARM, COPPINGFORD ROAD,
SAWTRY, HUNTINGDON, CAMBS. PE28 5XT.

PROPOSED
ELEVATIONS / SECTIONS
SHEET ONE

SCALE: 1:50 - DATE: DEC 2002

1168/004



NORTH / WEST ELEVATION

Scale Reference

HEADLEY STOKES ASSOCIATES

REFURBISHMENT OF EXISTING BARN (UNIT 1) TO DWELLING
LOWEN CBY, WHITEHALL FARM, COPPINGFORD ROAD,
SAWTRY, HUNTINGDON CAMBS. PE28 5XT.

PROPOSED
ELEVATIONS / SECTIONS
SHEET TWO

SCALE: 1:50 - DATE: DEC 2002

1168/005

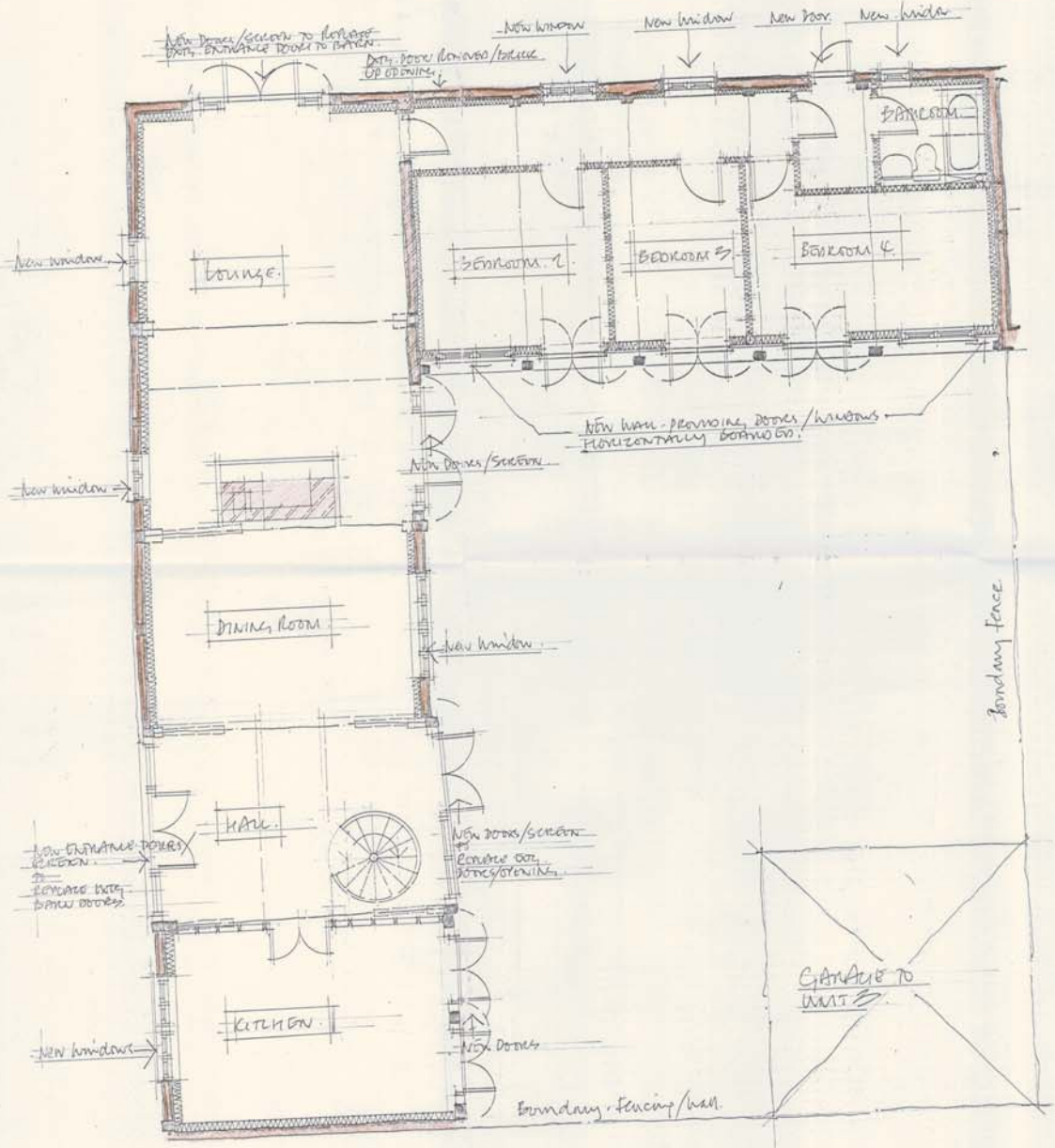

GROUND FLOOR PLAN

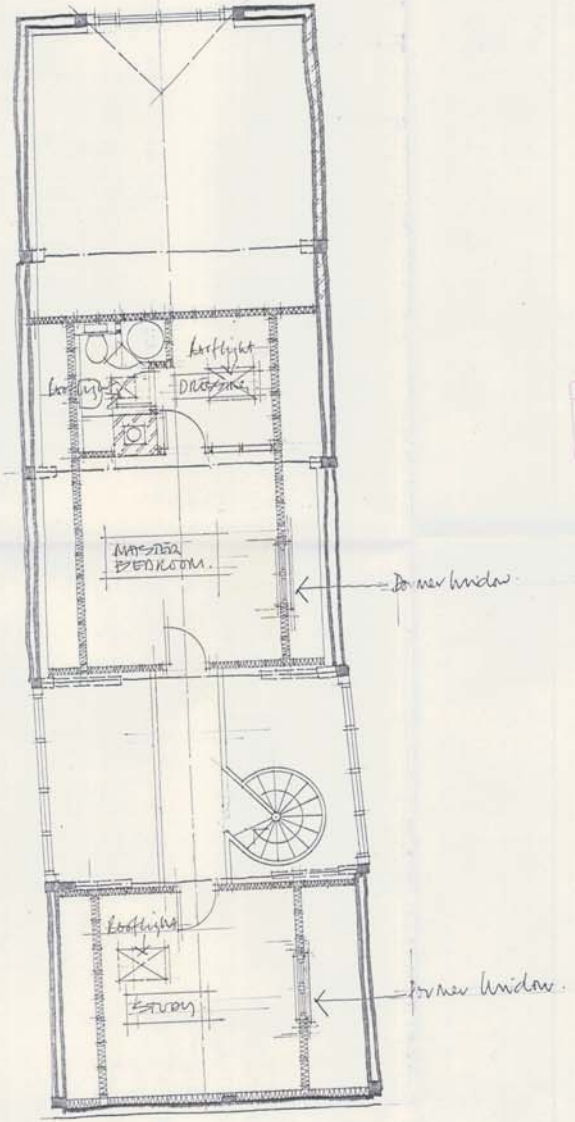

FIRST FLOOR PLAN

Scale Reference

HEADLEY STOKES ASSOCIATES

REFURBISHMENT OF EXISTING BARN (UNIT 1) TO DWELLING
LOWEN COT, WHITEHALL FARM, COPPINGFORD ROAD,
SAWTRY, HUNTINGDON, CAMBS. PE28 5XT.

PROPOSED
GROUND AND FIRST FLOOR PLANS

SCALE: 1:50 - DATE: DEC 2002

1168/003

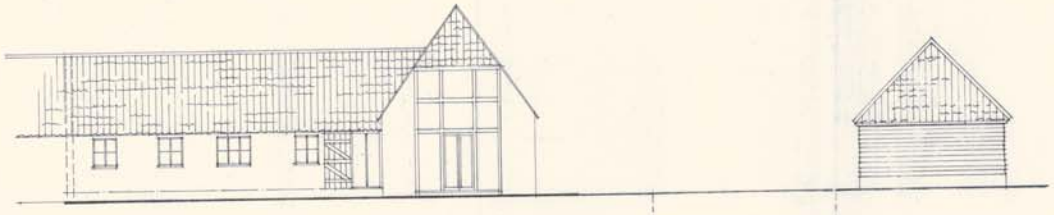

elevation 4

unit 1 | unit 1 garage

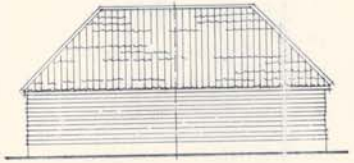

elevation 2 [part]

unit 1 garage | unit 2 garage

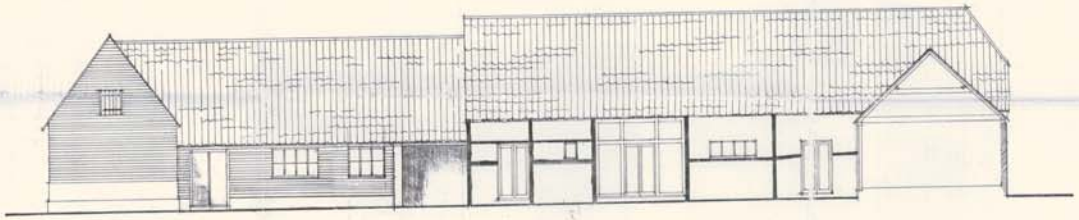

elevation 5

unit 3 | unit 1

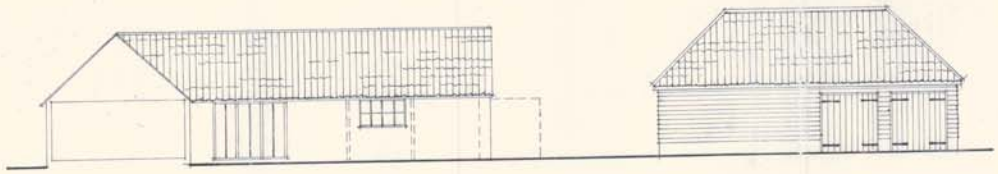

elevation 6

unit 2 | unit 2 garage | unit 1 garage

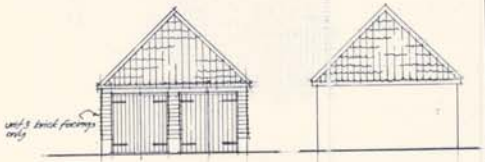

unit 2 and 3 garage | unit 3 garage

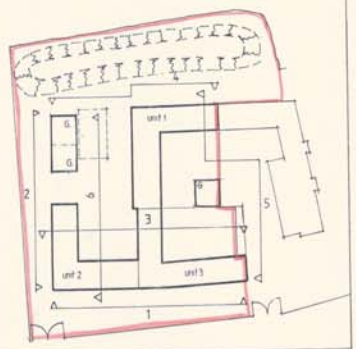

key plan

H00367/02

#1

APPROVED PLAN REFERRED TO IN APPLICATION NO. 00367/2
DATED 15/3/01
SIGNED

Scale Reference

11 JAN 2001 RECEIVED

location
whitehall farm
coppingford road sawtry.

project
proposed barn conversion

scale	date
1:100	jan. 2001
drawing no	author
01/WF/104	m.

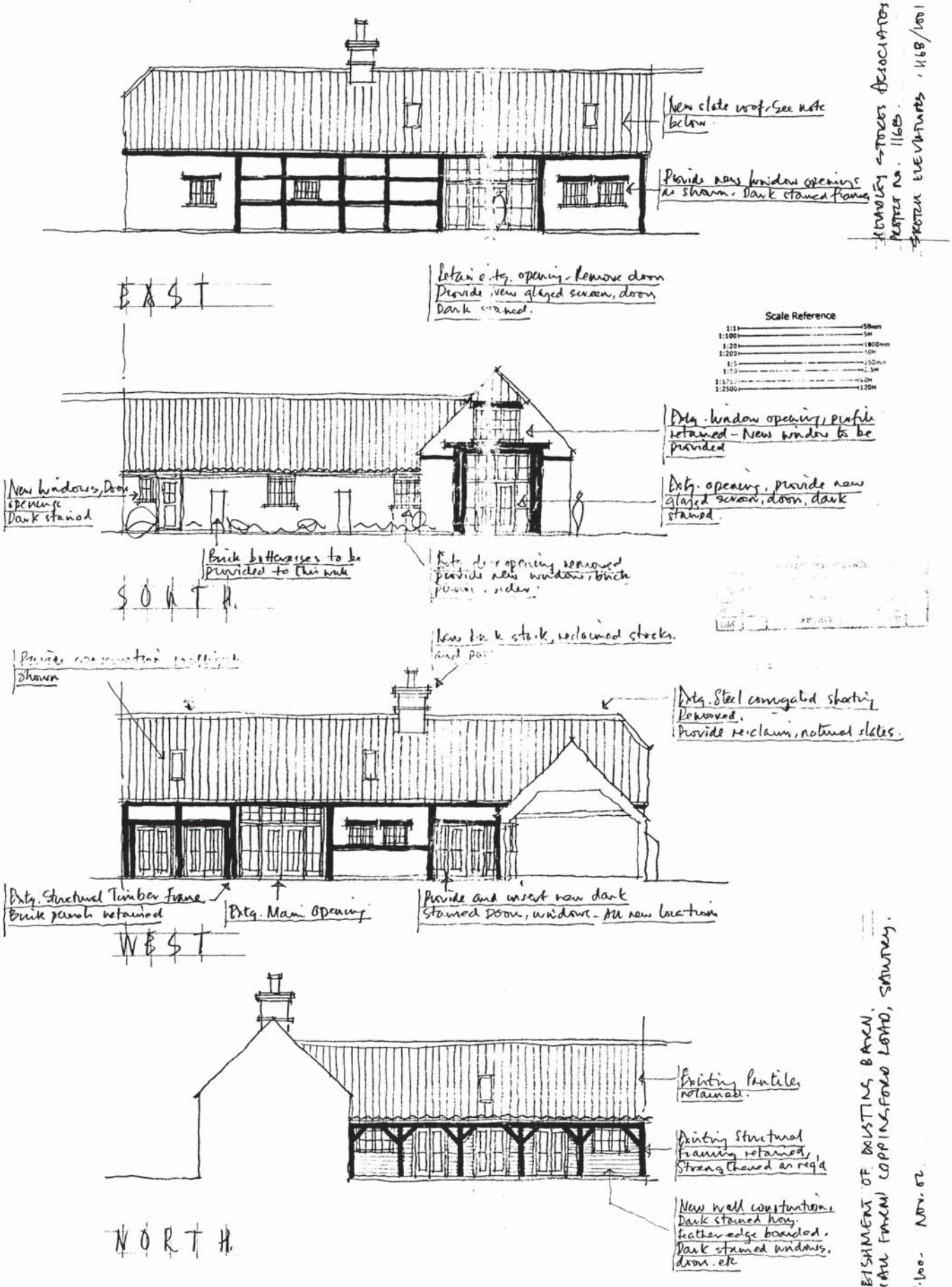

HEADLEY STOKES ASSOCIATES.
PROJECT No. 1168.
SKETCH ELEVATIONS. 1168/1001

REFURBISHMENT OF EXISTING BARN.
WHITEHALL FARM COPPINGFORD LOAD, SAWTRY.
SCALE 1:100. NOV. 02

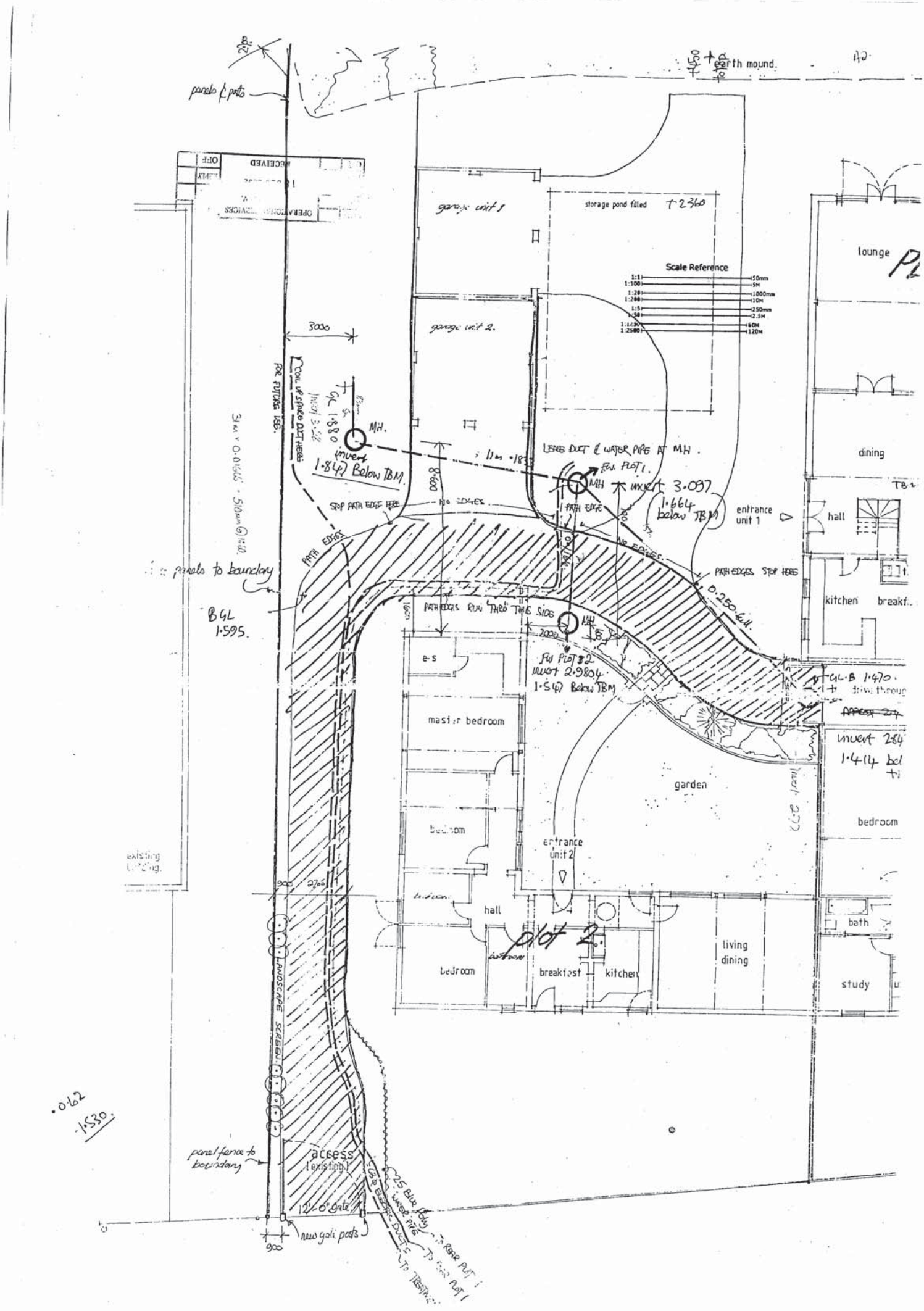

earth mound.
panels & posts
garage unit 1
storage pond filled
Scale Reference
garage unit 2.
lounge
dining
entrance unit 1
hall
kitchen
breakf.
3000
MH.
invert 1.847 Below TBM.
LEAVE DUCT & WATER PIPE AT MH.
FW. PLOT 1.
MH
invert 3.097
1.664 below TBM
STOP PATH EDGE HERE
NO EDGES
PATH EDGES
PATH EDGES STOP HERE
panels to boundary
BGL 1.595.
PATH EDGES RUN THRO' THIS SIDE
FW PLOT 2
invert 2.9804
1.547 Below TBM
e-s
master bedroom
garden
bedroom
entrance unit 2
hall
bedroom
breakfast
kitchen
living dining
bath
study
plot 2.
existing building.
ANDSCAPE SCREEN
panel fence to boundary
access (existing)
12'-0" gate
new gate posts
900

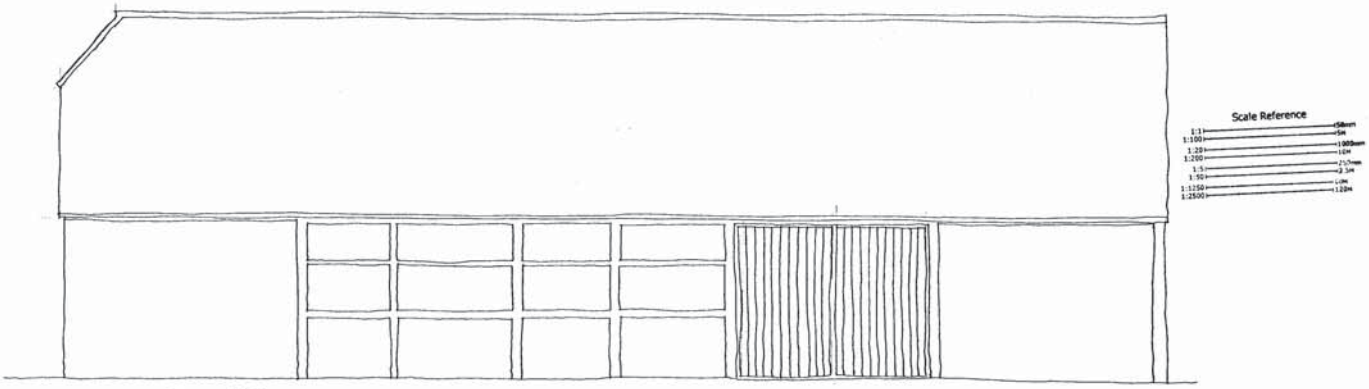

NORTH / EAST ELEVATION



SOUTH / WEST ELEVATION

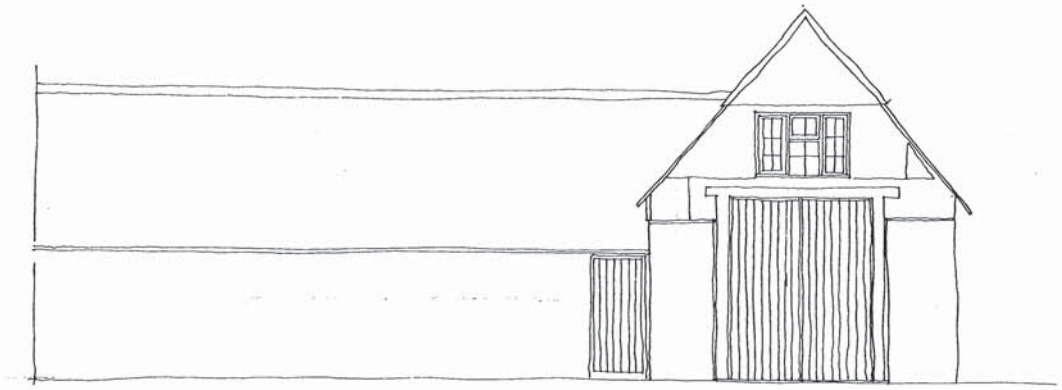

SOUTH / EAST ELEVATION



NORTH / WEST ELEVATION

HEADLEY STOKES ASSOCIATES
Chartered Architects and Project Managers
Bridgefoot House, 159 High Street, Huntingdon, Cambridgeshire PE29 3TF
Telephone (01480) 456607 Fax No. (01480) 411341

REFURBISHMENT OF EXISTING BARN (UNIT 1) TO DWELLING
LOWEN CHY, WHITEHALL FARM, COPPINGFORD ROAD,
SAWTRY, HUNTINGDON, CAMBS. PE28 5XT.

SURVEY AS EXISTING – SEPT. 2002
EXTERNAL ELEVATIONS

SCALE: 1:50 - DATE: JAN 2003

1168/009

A1

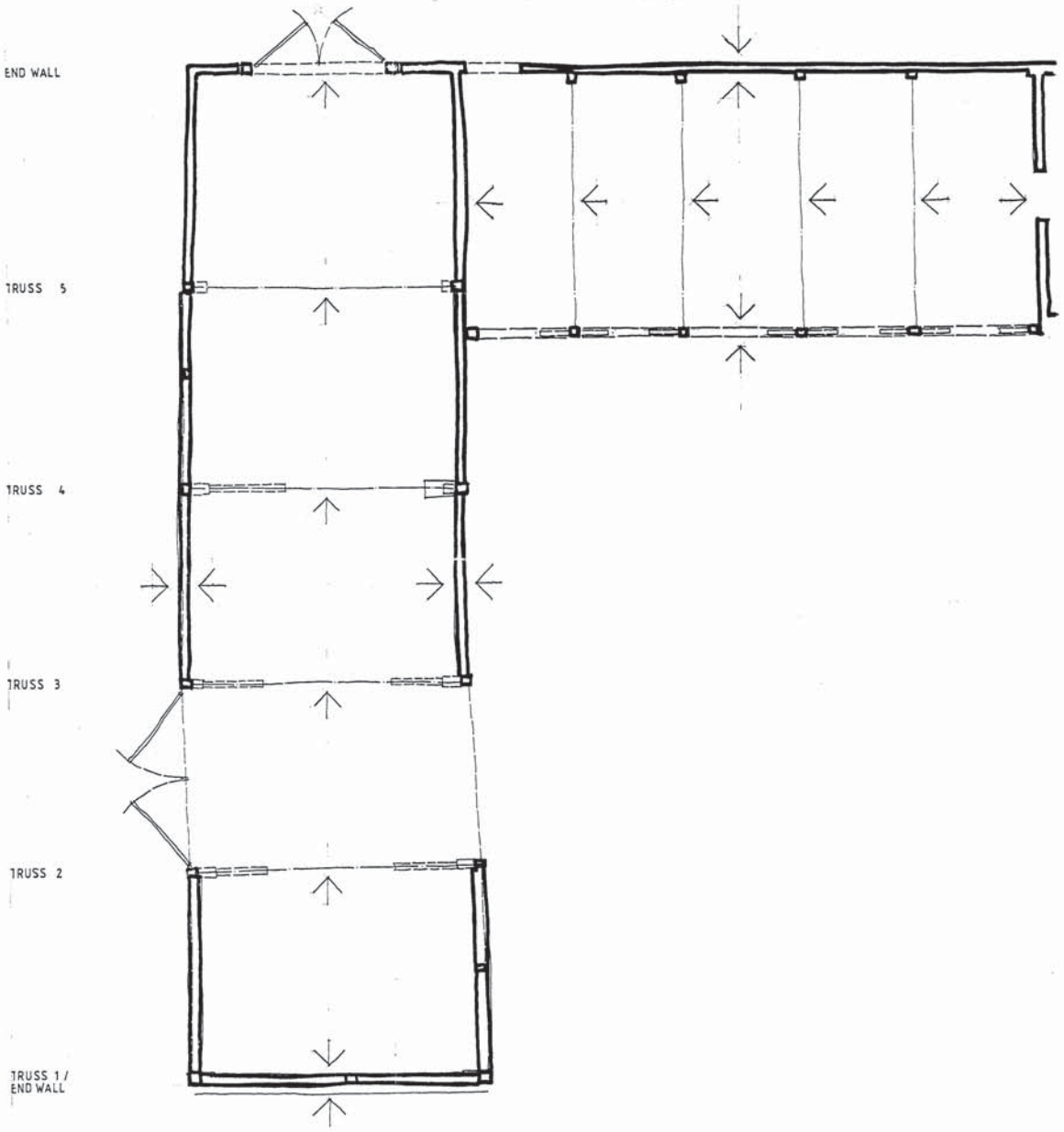

GROUND FLOOR PLAN



HEADLEY STOKES ASSOCIATES
Chartered Architects and Project Managers
Bridgehouse House, 159 High Street, Huntingdon, Cambridgeshire PE29 3TF
Telephone (01480) 456507 Fax No: (01480) 411341

REFURBISHMENT OF EXISTING BARN (UNIT 1) TO DWELLING
LOWER CHY, WHITEHALL FARM, COPPINGFORD ROAD,
SAWTRY, HUNTINGDON, CAMBS. PE28 5XT.

SURVEY AS EXISTING – SEPT. 2002
FLOOR PLAN

SCALE: 1:50 - DATE: JAN 2003

1168/007

H00397/02 A1

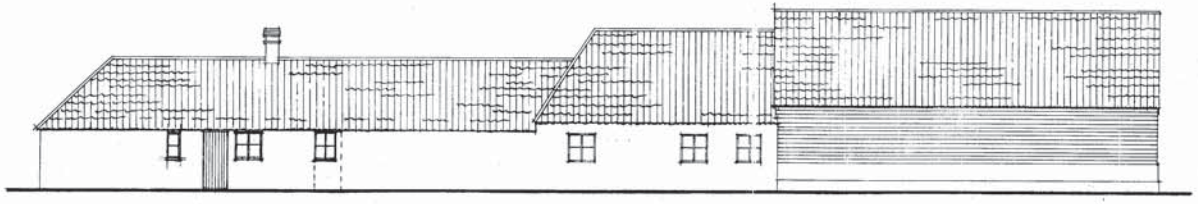

elevation 1

unit 2 | unit 3

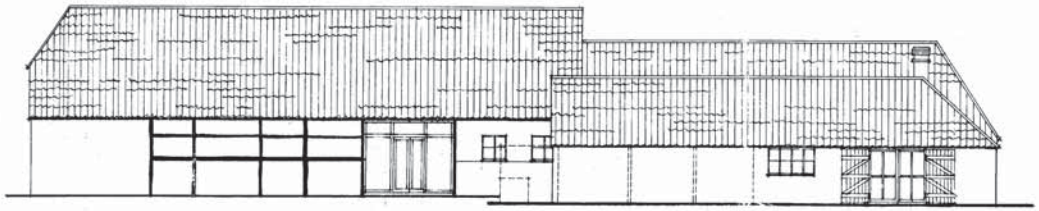

elevation 2

unit 1 | unit 2

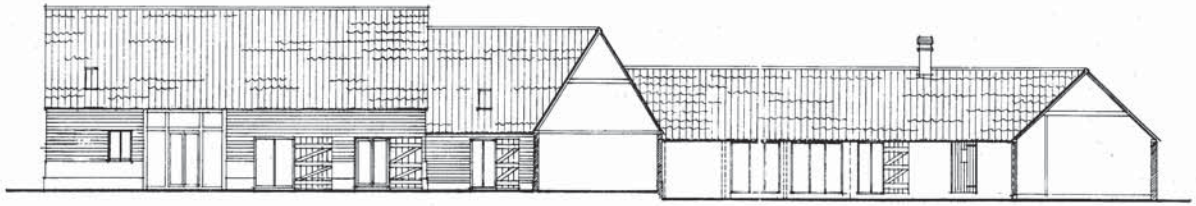

elevation 3

unit 3 | unit 2

location
whitehall farm
coppingford road sawtry.

project
proposed barn conversion

scale	date
1:100	dec . 2001
drawing no	author
01/WF/103	m.

A2.

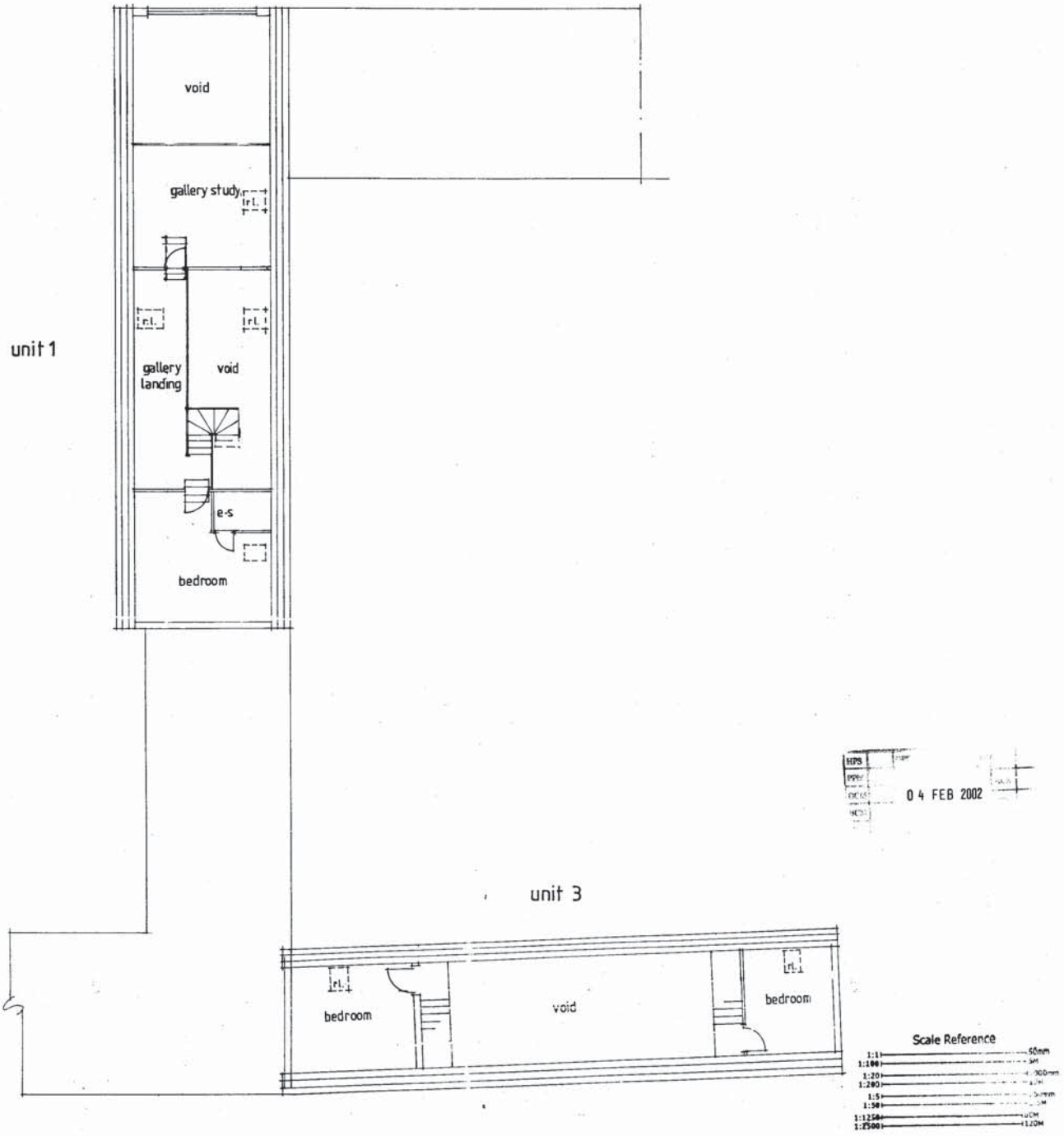

04 FEB 2002

first floor

location: whitehall farm coppingford road sawtry	
project: proposed barn conversion	
scale: 1:100	date: dec. 2001
drg:no. 01/WF/102	author: m

H/0039/02

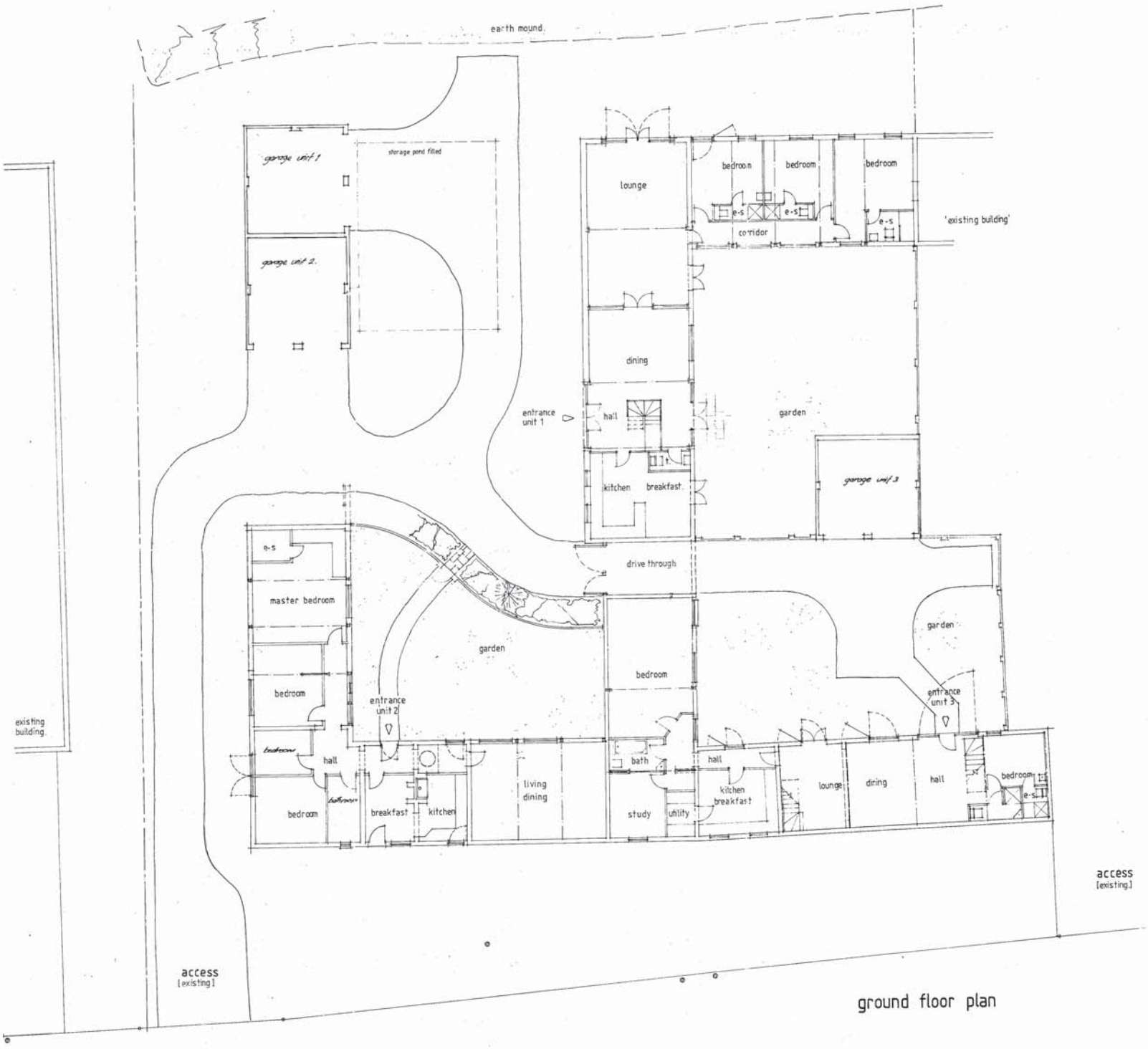

H00397/02

A1

Scale Reference

1:1 — 1m
1:100 — 1000mm
1:20 — 250mm
1:5 — 50mm
1:50 — 500mm
1:1250 — 12.5m

location
whitehall farm
coppingford road sawtry.

project
proposed barn conversion

scale	date
1:100	dec . 2001
drawing no	author
01/WF/101	m.