Design Settings

Rainfall Methodology	FEH-13	Minimum Velocity (m/s)	1.00
Return Period (years)	100	Connection Type	Level Soffits
Additional Flow (%)	0	Minimum Backdrop Height (m)	0.200
CV	0.750	Preferred Cover Depth (m)	1.500
Time of Entry (mins)	5.00	Include Intermediate Ground	✓
Maximum Time of Concentration (mins)	30.00	Enforce best practice design rules	x
Maximum Rainfall (mm/hr)	50.0		

Nodes

Name	Area (ha)	T of E (mins)	Cover Level (m)	Diameter (mm)	Easting (m)	Northing (m)	Depth (m)
MH-0002-S			4.500	450	539163.013	275519.334	1.450
IC-0003-S	0.016	5.00	4.680	1200	539170.261	275525.890	1.550
IC-0004-S	0.017	5.00	4.715	450	539178.291	275527.299	1.490
IC-0005-S	0.011	5.00	4.740	450	539190.453	275529.490	1.415
IC-0007-S	0.081	5.00	4.675	450	539172.996	275508.784	1.300
IC-0008-S		5.00	4.475	450	539175.741	275475.317	1.025
IC-0009-S		5.00	4.650	450	539187.639	275481.485	1.200
IC-0010-S		5.00	4.510	450	539197.087	275480.347	1.060
MH-0013-S	0.061	5.00	4.165	1200	539123.455	275451.391	1.550
IC-0014-S	0.047	5.00	4.085	450	539126.933	275430.736	1.375
IC-0015-S	0.049	5.00	4.330	450	539199.959	275444.206	1.045
IC-0016-S			4.320	450	539203.143	275451.868	1.100
IC-0017-S	0.006	5.00	4.460	450	539200.811	275463.998	1.345
IC-0018-S	0.018	5.00	5.235	450	539163.136	275538.877	1.500
IC-0019-S			4.725	450	539165.372	275525.013	1.645
Soakaway 1	0.049		4.270	450	539156.166	275505.940	1.345
Soakaway 1 DN			4.270	450	539158.000	275505.000	1.320
Soakaway 2			4.440	450	539168.633	275512.464	1.490
Soakaway 2 DN			4.440	450	539170.000	275512.000	1.440
Soakaway 3			4.305	450	539175.469	275474.907	1.375
Soakaway 3 DN	0.090	5.00	4.390	450	539188.438	275477.243	0.990
Soakaway 4	0.038		4.220	450	539171.801	275460.445	1.125
Soakaway 4 DN			4.220	450	539173.000	275460.000	1.120
Soakaway 5	0.071		4.030	450	539127.740	275452.591	1.440
Soakaway 5 DN			4.030	450	539129.000	275452.000	1.430

Flow+ v12.0 Copyright © 1988-2025 Causeway Technologies Ltd

Links

Name	US Node	DS Node	Length (m)	ks (mm) / n	US IL (m)	DS IL (m)	Fall (m)	Slope (1:X)	Dia (mm)	T of C (mins)	Rain (mm/hr)
Soakaway 1 DP	Soakaway 1 DN	Soakaway 1	2.061	0.600	2.950	2.925	0.025	82.4	225	5.81	50.0
PN002-S	MH-0002-S	Soakaway 1 DN	15.185	0.600	3.050	2.950	0.100	151.9	225	5.79	50.0
PN019-S	IC-0019-S	MH-0002-S	6.149	0.600	3.080	3.050	0.030	205.0	225	5.55	50.0
PN018-S	IC-0018-S	IC-0019-S	14.043	0.600	3.735	3.080	0.655	21.4	150	5.11	50.0
PN003-S	IC-0003-S	IC-0019-S	4.967	0.600	3.130	3.080	0.050	99.3	150	5.44	50.0
PN004-S	IC-0004-S	IC-0003-S	8.153	0.600	3.225	3.130	0.095	85.8	150	5.35	50.0
PN005-S	IC-0005-S	IC-0004-S	12.358	0.600	3.325	3.225	0.100	123.6	150	5.23	50.0
Soakaway 2 DP	Soakaway 2 DN	Soakaway 2	1.444	0.600	3.000	2.950	0.050	28.9	225	5.03	50.0
PN-007-S	IC-0007-S	Soakaway 2 DN	4.395	0.600	3.375	3.000	0.375	11.7	225	5.02	50.0
PN-008-S	IC-0008-S	Soakaway 3 DN	12.842	0.600	3.450	3.400	0.050	256.8	225	5.26	50.0
PN-009-S	IC-0009-S	Soakaway 3 DN	4.317	0.600	3.450	3.400	0.050	86.3	225	5.05	50.0
PN010-S	IC-0010-S	Soakaway 3 DN	9.189	0.600	3.450	3.400	0.050	183.8	225	5.16	50.0
Soakaway 3 DP	Soakaway 3 DN	Soakaway 3	13.178	0.600	3.400	2.930	0.470	28.0	225	5.35	50.0
PN017-S	Soakaway 4 DN	Soakaway 4	1.279	0.600	3.100	3.095	0.005	255.8	225	6.91	50.0
Soakaway 4 DP	IC-0017-S	Soakaway 4 DN	28.097	0.600	3.115	3.100	0.015	1873.1	225	6.89	50.0
PN016-S	IC-0016-S	IC-0017-S	12.352	0.600	3.220	3.115	0.105	117.6	225	5.29	50.0
PN-015-S	IC-0015-S	IC-0016-S	8.297	0.600	3.285	3.220	0.065	127.6	225	5.12	50.0
Soakaway 5 DP	Soakaway 5 DN	Soakaway 5	1.392	0.600	2.600	2.590	0.010	139.2	225	5.56	50.0

Name	Vel (m/s)	Cap (l/s)	Flow (l/s)	US Depth (m)	DS Depth (m)	Σ Area (ha)	Σ Add Inflow (l/s)	Pro Depth (mm)	Pro Velocity (m/s)
Soakaway 1 DP	1.441	57.3	8.4	1.095	1.120	0.062	0.0	58	1.032
PN002-S	1.058	42.1	8.4	1.225	1.095	0.062	0.0	68	0.831
PN019-S	0.909	36.2	8.4	1.420	1.225	0.062	0.0	73	0.742
PN018-S	2.184	38.6	2.4	1.350	1.495	0.018	0.0	25	1.223
PN003-S	1.008	17.8	6.0	1.400	1.495	0.044	0.0	59	0.907
PN004-S	1.085	19.2	3.8	1.340	1.400	0.028	0.0	45	0.849
PN005-S	0.902	15.9	1.5	1.265	1.340	0.011	0.0	31	0.564
Soakaway 2 DP	2.444	97.2	11.0	1.215	1.265	0.081	0.0	51	1.628
PN-007-S	3.843	152.8	11.0	1.075	1.215	0.081	0.0	41	2.263
PN-008-S	0.811	32.2	0.0	0.800	0.765	0.000	0.0	0	0.000
PN-009-S	1.408	56.0	0.0	0.975	0.765	0.000	0.0	0	0.000
PN010-S	0.961	38.2	0.0	0.835	0.765	0.000	0.0	0	0.000
Soakaway 3 DP	2.480	98.6	12.2	0.765	1.150	0.090	0.0	53	1.701
PN017-S	0.813	32.3	7.5	0.895	0.900	0.055	0.0	73	0.663
Soakaway 4 DP	0.293	11.7	7.5	1.120	0.895	0.055	0.0	131	0.311
PN016-S	1.204	47.9	6.6	0.875	1.120	0.049	0.0	57	0.854
PN-015-S	1.156	45.9	6.6	0.820	0.875	0.049	0.0	58	0.827
Soakaway 5 DP	1.106	44.0	14.6	1.205	1.215	0.108	0.0	89	0.997

Flow+ v12.0 Copyright © 1988-2025 Causeway Technologies Ltd

Links

Name	US Node	DS Node	Length (m)	ks (mm) / n	US IL (m)	DS IL (m)	Fall (m)	Slope (1:X)	Dia (mm)	T of C (mins)	Rain (mm/hr)
PN-013-S	MH-0013-S	Soakaway 5 DN	5.578	0.600	2.615	2.600	0.015	371.9	225	5.54	50.0
PN-014-S	IC-0014-S	MH-0013-S	20.946	0.600	2.710	2.615	0.095	220.5	225	5.40	50.0

Name	Vel (m/s)	Cap (l/s)	Flow (l/s)	US Depth (m)	DS Depth (m)	Σ Area (ha)	Σ Add Inflow (l/s)	Pro Depth (mm)	Pro Velocity (m/s)
PN-013-S	0.672	26.7	14.6	1.325	1.205	0.108	0.0	119	0.688
PN-014-S	0.876	34.8	6.4	1.150	1.325	0.047	0.0	65	0.668

Pipeline Schedule

Link	Length (m)	Slope (1:X)	Dia (mm)	Link Type	US CL (m)	US IL (m)	US Depth (m)	DS CL (m)	DS IL (m)	DS Depth (m)
Soakaway 1 DP	2.061	82.4	225	Circular	4.270	2.950	1.095	4.270	2.925	1.120
PN002-S	15.185	151.9	225	Circular	4.500	3.050	1.225	4.270	2.950	1.095
PN019-S	6.149	205.0	225	Circular	4.725	3.080	1.420	4.500	3.050	1.225
PN018-S	14.043	21.4	150	Circular	5.235	3.735	1.350	4.725	3.080	1.495
PN003-S	4.967	99.3	150	Circular	4.680	3.130	1.400	4.725	3.080	1.495
PN004-S	8.153	85.8	150	Circular	4.715	3.225	1.340	4.680	3.130	1.400
PN005-S	12.358	123.6	150	Circular	4.740	3.325	1.265	4.715	3.225	1.340
Soakaway 2 DP	1.444	28.9	225	Circular	4.440	3.000	1.215	4.440	2.950	1.265
PN-007-S	4.395	11.7	225	Circular	4.675	3.375	1.075	4.440	3.000	1.215
PN-008-S	12.842	256.8	225	Circular	4.475	3.450	0.800	4.390	3.400	0.765
PN-009-S	4.317	86.3	225	Circular	4.650	3.450	0.975	4.390	3.400	0.765
PN010-S	9.189	183.8	225	Circular	4.510	3.450	0.835	4.390	3.400	0.765
Soakaway 3 DP	13.178	28.0	225	Circular	4.390	3.400	0.765	4.305	2.930	1.150

Link	US Node	Dia (mm)	Node Type	MH Type	DS Node	Dia (mm)	Node Type	MH Type
Soakaway 1 DP	Soakaway 1 DN	450	Manhole	Adoptable	Soakaway 1	450	Manhole	Adoptable
PN002-S	MH-0002-S	450	Manhole	Adoptable	Soakaway 1 DN	450	Manhole	Adoptable
PN019-S	IC-0019-S	450	Manhole	Adoptable	MH-0002-S	450	Manhole	Adoptable
PN018-S	IC-0018-S	450	Manhole	Adoptable	IC-0019-S	450	Manhole	Adoptable
PN003-S	IC-0003-S	1200	Manhole	Adoptable	IC-0019-S	450	Manhole	Adoptable
PN004-S	IC-0004-S	450	Manhole	Adoptable	IC-0003-S	1200	Manhole	Adoptable
PN005-S	IC-0005-S	450	Manhole	Adoptable	IC-0004-S	450	Manhole	Adoptable
Soakaway 2 DP	Soakaway 2 DN	450	Manhole	Adoptable	Soakaway 2	450	Manhole	Adoptable
PN-007-S	IC-0007-S	450	Manhole	Adoptable	Soakaway 2 DN	450	Manhole	Adoptable
PN-008-S	IC-0008-S	450	Manhole	Adoptable	Soakaway 3 DN	450	Manhole	Adoptable
PN-009-S	IC-0009-S	450	Manhole	Adoptable	Soakaway 3 DN	450	Manhole	Adoptable
PN010-S	IC-0010-S	450	Manhole	Adoptable	Soakaway 3 DN	450	Manhole	Adoptable
Soakaway 3 DP	Soakaway 3 DN	450	Manhole	Adoptable	Soakaway 3	450	Manhole	Adoptable

Flow+ v12.0 Copyright © 1988-2025 Causeway Technologies Ltd

Pipeline Schedule

Link	Length (m)	Slope (1:X)	Dia (mm)	Link Type	US CL (m)	US IL (m)	US Depth (m)	DS CL (m)	DS IL (m)	DS Depth (m)
PN017-S	1.279	255.8	225	Circular	4.220	3.100	0.895	4.220	3.095	0.900
Soakaway 4 DP	28.097	1873.1	225	Circular	4.460	3.115	1.120	4.220	3.100	0.895
PN016-S	12.352	117.6	225	Circular	4.320	3.220	0.875	4.460	3.115	1.120
PN-015-S	8.297	127.6	225	Circular	4.330	3.285	0.820	4.320	3.220	0.875
Soakaway 5 DP	1.392	139.2	225	Circular	4.030	2.600	1.205	4.030	2.590	1.215
PN-013-S	5.578	371.9	225	Circular	4.165	2.615	1.325	4.030	2.600	1.205
PN-014-S	20.946	220.5	225	Circular	4.085	2.710	1.150	4.165	2.615	1.325

Link	US Node	Dia (mm)	Node Type	MH Type	DS Node	Dia (mm)	Node Type	MH Type
PN017-S	Soakaway 4 DN	450	Manhole	Adoptable	Soakaway 4	450	Manhole	Adoptable
Soakaway 4 DP	IC-0017-S	450	Manhole	Adoptable	Soakaway 4 DN	450	Manhole	Adoptable
PN016-S	IC-0016-S	450	Manhole	Adoptable	IC-0017-S	450	Manhole	Adoptable
PN-015-S	IC-0015-S	450	Manhole	Adoptable	IC-0016-S	450	Manhole	Adoptable
Soakaway 5 DP	Soakaway 5 DN	450	Manhole	Adoptable	Soakaway 5	450	Manhole	Adoptable
PN-013-S	MH-0013-S	1200	Manhole	Adoptable	Soakaway 5 DN	450	Manhole	Adoptable
PN-014-S	IC-0014-S	450	Manhole	Adoptable	MH-0013-S	1200	Manhole	Adoptable

Manhole Schedule

Node	Easting (m)	Northing (m)	CL (m)	Depth (m)	Dia (mm)	Connections		Link	IL (m)	Dia (mm)
MH-0002-S	539163.013	275519.334	4.500	1.450	450		1	PN019-S	3.050	225
							0	PN002-S	3.050	225
IC-0003-S	539170.261	275525.890	4.680	1.550	1200	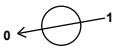	1	PN004-S	3.130	150
							0	PN003-S	3.130	150
IC-0004-S	539178.291	275527.299	4.715	1.490	450	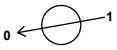	1	PN005-S	3.225	150
							0	PN004-S	3.225	150
IC-0005-S	539190.453	275529.490	4.740	1.415	450		0	PN005-S	3.325	150
IC-0007-S	539172.996	275508.784	4.675	1.300	450		0	PN-007-S	3.375	225
IC-0008-S	539175.741	275475.317	4.475	1.025	450		0	PN-008-S	3.450	225
IC-0009-S	539187.639	275481.485	4.650	1.200	450		0	PN-009-S	3.450	225

Flow+ v12.0 Copyright © 1988-2025 Causeway Technologies Ltd

Manhole Schedule

Node	Easting (m)	Northing (m)	CL (m)	Depth (m)	Dia (mm)	Connections	Link	IL (m)	Dia (mm)
IC-0010-S	539197.087	275480.347	4.510	1.060	450		0 PN010-S	3.450	225
MH-0013-S	539123.455	275451.391	4.165	1.550	1200		1 PN-014-S 0 PN-013-S	2.615 2.615	225 225
IC-0014-S	539126.933	275430.736	4.085	1.375	450		0 PN-014-S	2.710	225
IC-0015-S	539199.959	275444.206	4.330	1.045	450		0 PN-015-S	3.285	225
IC-0016-S	539203.143	275451.868	4.320	1.100	450		1 PN-015-S 0 PN016-S	3.220 3.220	225 225
IC-0017-S	539200.811	275463.998	4.460	1.345	450		1 PN016-S 0 Soakaway 4 DP	3.115 3.115	225 225
IC-0018-S	539163.136	275538.877	5.235	1.500	450		0 PN018-S	3.735	150
IC-0019-S	539165.372	275525.013	4.725	1.645	450	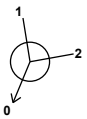	1 PN018-S 2 PN003-S 0 PN019-S	3.080 3.080 3.080	150 150 225
Soakaway 1	539156.166	275505.940	4.270	1.345	450		1 Soakaway 1 DP	2.925	225
Soakaway 1 DN	539158.000	275505.000	4.270	1.320	450		1 PN002-S 0 Soakaway 1 DP	2.950 2.950	225 225
Soakaway 2	539168.633	275512.464	4.440	1.490	450		1 Soakaway 2 DP	2.950	225
Soakaway 2 DN	539170.000	275512.000	4.440	1.440	450		1 PN-007-S 0 Soakaway 2 DP	3.000 3.000	225 225
Soakaway 3	539175.469	275474.907	4.305	1.375	450		1 Soakaway 3 DP	2.930	225

Flow+ v12.0 Copyright © 1988-2025 Causeway Technologies Ltd

Manhole Schedule

Node	Easting (m)	Northing (m)	CL (m)	Depth (m)	Dia (mm)	Connections		Link	IL (m)	Dia (mm)
Soakaway 3 DN	539188.438	275477.243	4.390	0.990	450	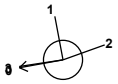	1	PN-009-S	3.400	225
							2	PN010-S	3.400	225
							3	PN-008-S	3.400	225
							0	Soakaway 3 DP	3.400	225
Soakaway 4	539171.801	275460.445	4.220	1.125	450		1	PN017-S	3.095	225
Soakaway 4 DN	539173.000	275460.000	4.220	1.120	450	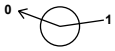	1	Soakaway 4 DP	3.100	225
							0	PN017-S	3.100	225
Soakaway 5	539127.740	275452.591	4.030	1.440	450		1	Soakaway 5 DP	2.590	225
Soakaway 5 DN	539129.000	275452.000	4.030	1.430	450		1	PN-013-S	2.600	225
							0	Soakaway 5 DP	2.600	225

Simulation Settings

Rainfall Methodology	FEH-13	Analysis Speed	Normal	Starting Level (m)	
Rainfall Events	Singular	Skip Steady State	x	Check Discharge Rate(s)	x
Summer CV	0.950	Drain Down Time (mins)	240	Check Discharge Volume	x
Winter CV	0.950	Additional Storage (m³/ha)	20.0		

Storm Durations

15	60	180	360	600	960	2160	4320	7200	10080
30	120	240	480	720	1440	2880	5760	8640	

Return Period (years)	Climate Change (CC %)	Additional Area (A %)	Additional Flow (Q %)
2	0	0	0
10	0	0	0
30	0	0	0
30	35	0	0
100	0	0	0
100	40	0	0

Node Soakaway 1 Depth/Area Storage Structure

Base Inf Coefficient (m/hr)	0.23234	Safety Factor	2.0	Invert Level (m)	2.500
Side Inf Coefficient (m/hr)	0.23234	Porosity	0.95	Time to half empty (mins)	149

Depth (m)	Area (m²)	Inf Area (m²)	Depth (m)	Area (m²)	Inf Area (m²)	Depth (m)	Area (m²)	Inf Area (m²)	Depth (m)	Area (m²)	Inf Area (m²)
0.000	0.0	0.0	0.001	92.0	92.0	0.800	92.0	135.0	0.801	0.0	135.0

Flow+ v12.0 Copyright © 1988-2025 Causeway Technologies Ltd

Node Soakaway 2 Depth/Area Storage Structure

Base Inf Coefficient (m/hr)	0.23234	Safety Factor	2.0	Invert Level (m)	2.950
Side Inf Coefficient (m/hr)	0.23234	Porosity	0.95	Time to half empty (mins)	184

Depth (m)	Area (m²)	Inf Area (m²)	Depth (m)	Area (m²)	Inf Area (m²)	Depth (m)	Area (m²)	Inf Area (m²)	Depth (m)	Area (m²)	Inf Area (m²)
0.000	0.0	0.0	0.001	62.0	62.0	0.800	62.0	90.4	0.801	0.0	90.4

Node Soakaway 3 Depth/Area Storage Structure

Base Inf Coefficient (m/hr)	0.32904	Safety Factor	2.0	Invert Level (m)	2.930
Side Inf Coefficient (m/hr)	0.32904	Porosity	0.95	Time to half empty (mins)	137

Depth (m)	Area (m²)	Inf Area (m²)	Depth (m)	Area (m²)	Inf Area (m²)	Depth (m)	Area (m²)	Inf Area (m²)	Depth (m)	Area (m²)	Inf Area (m²)
0.000	0.0	0.0	0.001	60.0	60.0	0.800	60.0	90.4	0.801	0.0	90.4

Node Soakaway 4 Depth/Area Storage Structure

Base Inf Coefficient (m/hr)	0.27972	Safety Factor	2.0	Invert Level (m)	2.930
Side Inf Coefficient (m/hr)	0.27972	Porosity	0.95	Time to half empty (mins)	154

Depth (m)	Area (m²)	Inf Area (m²)	Depth (m)	Area (m²)	Inf Area (m²)	Depth (m)	Area (m²)	Inf Area (m²)	Depth (m)	Area (m²)	Inf Area (m²)
0.000	0.0	0.0	0.001	60.0	60.0	0.800	60.0	90.4	0.801	0.0	90.4

Node Soakaway 5 Depth/Area Storage Structure

Base Inf Coefficient (m/hr)	0.01296	Safety Factor	2.0	Invert Level (m)	2.575
Side Inf Coefficient (m/hr)	0.01296	Porosity	0.95	Time to half empty (mins)	3996

Depth (m)	Area (m²)	Inf Area (m²)	Depth (m)	Area (m²)	Inf Area (m²)	Depth (m)	Area (m²)	Inf Area (m²)	Depth (m)	Area (m²)	Inf Area (m²)
0.000	0.0	0.0	0.001	260.0	260.0	0.800	260.0	305.6	0.801	0.0	305.6

Node IC-0017-S Depth/Area Storage Structure

Base Inf Coefficient (m/hr)	0.00000	Safety Factor	2.0	Invert Level (m)	3.115
Side Inf Coefficient (m/hr)	0.00000	Porosity	0.30	Time to half empty (mins)	60

Depth (m)	Area (m²)	Inf Area (m²)	Depth (m)	Area (m²)	Inf Area (m²)	Depth (m)	Area (m²)	Inf Area (m²)
0.000	0.0	0.0	1.025	37.5	0.0	1.176	0.0	0.0
1.024	0.0	0.0	1.175	37.5	0.0			

Node Soakaway 4 DN Depth/Area Storage Structure

Base Inf Coefficient (m/hr)	0.00000	Safety Factor	2.0	Invert Level (m)	3.100
Side Inf Coefficient (m/hr)	0.00000	Porosity	0.30	Time to half empty (mins)	54

Depth (m)	Area (m²)	Inf Area (m²)	Depth (m)	Area (m²)	Inf Area (m²)	Depth (m)	Area (m²)	Inf Area (m²)
0.000	0.0	0.0	0.801	60.0	0.0	1.101	0.0	0.0
0.800	0.0	0.0	1.100	60.0	0.0			

Flow+ v12.0 Copyright © 1988-2025 Causeway Technologies Ltd

Node Soakaway 5 DN Depth/Area Storage Structure

Base Inf Coefficient (m/hr)	0.00000	Safety Factor	2.0	Invert Level (m)	2.600
Side Inf Coefficient (m/hr)	0.00000	Porosity	0.30	Time to half empty (mins)	0

Depth (m)	Area (m²)	Inf Area (m²)	Depth (m)	Area (m²)	Inf Area (m²)	Depth (m)	Area (m²)	Inf Area (m²)
0.000	0.0	0.0	0.801	225.0	0.0	1.301	0.0	0.0
0.800	0.0	0.0	1.300	225.0	0.0			

Node Soakaway 1 DN Depth/Area Storage Structure

Base Inf Coefficient (m/hr)	0.00000	Safety Factor	2.0	Invert Level (m)	2.950
Side Inf Coefficient (m/hr)	0.00000	Porosity	0.30	Time to half empty (mins)	0

Depth (m)	Area (m²)	Inf Area (m²)	Depth (m)	Area (m²)	Inf Area (m²)	Depth (m)	Area (m²)	Inf Area (m²)
0.000	0.0	0.0	0.801	92.0	0.0	1.301	0.0	0.0
0.800	0.0	0.0	1.300	92.0	0.0			

Node Soakaway 2 DN Depth/Area Storage Structure

Base Inf Coefficient (m/hr)	0.00000	Safety Factor	2.0	Invert Level (m)	3.000
Side Inf Coefficient (m/hr)	0.00000	Porosity	0.30	Time to half empty (mins)	16

Depth (m)	Area (m²)	Inf Area (m²)	Depth (m)	Area (m²)	Inf Area (m²)	Depth (m)	Area (m²)	Inf Area (m²)
0.000	0.0	0.0	0.801	62.0	0.0	1.301	0.0	0.0
0.800	0.0	0.0	1.300	62.0	0.0			

Node Soakaway 3 DN Depth/Area Storage Structure

Base Inf Coefficient (m/hr)	0.00000	Safety Factor	2.0	Invert Level (m)	3.400
Side Inf Coefficient (m/hr)	0.00000	Porosity	0.30	Time to half empty (mins)	

Depth (m)	Area (m²)	Inf Area (m²)	Depth (m)	Area (m²)	Inf Area (m²)	Depth (m)	Area (m²)	Inf Area (m²)
0.000	0.0	0.0	0.801	60.0	0.0	1.301	0.0	0.0
0.800	0.0	0.0	1.300	60.0	0.0			

Flow+ v12.0 Copyright © 1988-2025 Causeway Technologies Ltd

Results for 2 year Critical Storm Duration. Lowest mass balance: 95.48%

Node Event	US Node	Peak (mins)	Level (m)	Depth (m)	Inflow (l/s)	Node Vol (m³)	Flood (m³)	Status
15 minute summer	MH-0002-S	11	3.130	0.080	10.5	0.0127	0.0000	OK
15 minute summer	IC-0003-S	10	3.208	0.078	7.5	0.1048	0.0000	OK
15 minute summer	IC-0004-S	10	3.277	0.052	4.8	0.0201	0.0000	OK
15 minute summer	IC-0005-S	10	3.360	0.035	1.9	0.0109	0.0000	OK
15 minute summer	IC-0007-S	10	3.421	0.046	14.0	0.0652	0.0000	OK
15 minute summer	IC-0008-S	8	3.488	0.038	0.6	0.0061	0.0000	OK
15 minute summer	IC-0009-S	8	3.486	0.036	0.3	0.0057	0.0000	OK
15 minute summer	IC-0010-S	8	3.487	0.037	0.5	0.0058	0.0000	OK
15 minute summer	MH-0013-S	11	2.754	0.139	18.6	0.2663	0.0000	OK
15 minute summer	IC-0014-S	10	2.783	0.073	8.1	0.0613	0.0000	OK
15 minute summer	IC-0015-S	10	3.355	0.070	8.5	0.0763	0.0000	OK
15 minute summer	IC-0016-S	10	3.283	0.063	8.4	0.0100	0.0000	OK
15 minute summer	IC-0017-S	11	3.243	0.128	9.4	0.0318	0.0000	OK
15 minute summer	IC-0018-S	10	3.764	0.029	3.1	0.0115	0.0000	OK
15 minute summer	IC-0019-S	11	3.168	0.088	10.5	0.0141	0.0000	OK
30 minute summer	Soakaway 1	27	2.564	-0.361	16.3	5.5764	0.0000	OK
15 minute summer	Soakaway 1 DN	11	3.027	0.077	10.5	0.0122	0.0000	OK
30 minute summer	Soakaway 2	26	3.026	0.076	12.1	4.4539	0.0000	OK
15 minute summer	Soakaway 2 DN	7	3.232	0.232	14.0	0.0369	0.0000	SURCHARGED
30 minute summer	Soakaway 3	25	3.006	0.076	14.0	4.3042	0.0000	OK
15 minute summer	Soakaway 3 DN	8	3.485	0.085	16.0	0.1686	0.0000	OK
30 minute summer	Soakaway 4	28	3.015	-0.080	13.4	4.8054	0.0000	OK
15 minute summer	Soakaway 4 DN	11	3.190	0.090	9.2	0.0143	0.0000	OK

Link Event (Upstream Depth)	US Node	Link	DS Node	Outflow (l/s)	Velocity (m/s)	Flow/Cap	Link Vol (m³)
15 minute summer	MH-0002-S	PN002-S	Soakaway 1 DN	10.5	0.857	0.250	0.1865
15 minute summer	IC-0003-S	PN003-S	IC-0019-S	7.4	0.739	0.416	0.0498
15 minute summer	IC-0004-S	PN004-S	IC-0003-S	4.7	0.645	0.247	0.0601
15 minute summer	IC-0005-S	PN005-S	IC-0004-S	1.9	0.444	0.117	0.0525
15 minute summer	IC-0007-S	PN-007-S	Soakaway 2 DN	14.0	1.603	0.091	0.0949
15 minute summer	IC-0008-S	PN-008-S	Soakaway 3 DN	-0.6	-0.100	-0.020	0.1169
15 minute summer	IC-0009-S	PN-009-S	Soakaway 3 DN	-0.3	-0.077	-0.006	0.0385
15 minute summer	IC-0010-S	PN010-S	Soakaway 3 DN	-0.5	-0.094	-0.013	0.0826
15 minute summer	MH-0013-S	PN-013-S	Soakaway 5 DN	18.2	0.780	0.681	0.1304
15 minute summer	IC-0014-S	PN-014-S	MH-0013-S	8.0	0.438	0.230	0.3853
15 minute summer	IC-0015-S	PN-015-S	IC-0016-S	8.4	0.864	0.184	0.0811
15 minute summer	IC-0016-S	PN016-S	IC-0017-S	8.4	0.537	0.175	0.2001
15 minute summer	IC-0017-S	Soakaway 4 DP	Soakaway 4 DN	9.2	0.485	0.792	0.5360
15 minute summer	IC-0018-S	PN018-S	IC-0019-S	3.1	0.698	0.080	0.0921
15 minute summer	IC-0019-S	PN019-S	MH-0002-S	10.5	0.773	0.289	0.0833
30 minute summer	Soakaway 1	Infiltration		3.1			
15 minute summer	Soakaway 1 DN	Soakaway 1 DP	Soakaway 1	10.5	0.984	0.184	0.0221
30 minute summer	Soakaway 2	Infiltration		2.1			
15 minute summer	Soakaway 2 DN	Soakaway 2 DP	Soakaway 2	14.6	1.849	0.151	0.0288
30 minute summer	Soakaway 3	Infiltration		2.9			
15 minute summer	Soakaway 3 DN	Soakaway 3 DP	Soakaway 3	16.5	2.535	0.167	0.1092
30 minute summer	Soakaway 4	Infiltration		2.5			
15 minute summer	Soakaway 4 DN	PN017-S	Soakaway 4	9.1	0.675	0.281	0.0172

Flow+ v12.0 Copyright © 1988-2025 Causeway Technologies Ltd

Results for 2 year Critical Storm Duration. Lowest mass balance: 95.48%

Node Event	US Node	Peak (mins)	Level (m)	Depth (m)	Inflow (l/s)	Node Vol (m³)	Flood (m³)	Status
360 minute winter	Soakaway 5	352	2.700	0.110	4.8	30.8248	0.0000	OK
15 minute summer	Soakaway 5 DN	11	2.718	0.118	18.2	0.0187	0.0000	OK

Link Event (Upstream Depth)	US Node	Link	DS Node	Outflow (l/s)	Velocity (m/s)	Flow/Cap	Link Vol (m³)
360 minute winter	Soakaway 5	Infiltration		0.5			
15 minute summer	Soakaway 5 DN	Soakaway 5 DP	Soakaway 5	18.3	0.959	0.415	0.0265

Flow+ v12.0 Copyright © 1988-2025 Causeway Technologies Ltd

Results for 10 year Critical Storm Duration. Lowest mass balance: 95.48%

Node Event	US Node	Peak (mins)	Level (m)	Depth (m)	Inflow (l/s)	Node Vol (m³)	Flood (m³)	Status
15 minute summer	MH-0002-S	11	3.178	0.128	23.2	0.0203	0.0000	OK
15 minute summer	IC-0003-S	11	3.291	0.161	16.6	0.2155	0.0000	SURCHARGED
15 minute summer	IC-0004-S	11	3.316	0.091	10.8	0.0353	0.0000	OK
15 minute summer	IC-0005-S	10	3.377	0.052	4.2	0.0165	0.0000	OK
15 minute summer	IC-0007-S	10	3.450	0.075	31.3	0.1055	0.0000	OK
15 minute summer	IC-0008-S	9	3.502	0.052	0.7	0.0082	0.0000	OK
15 minute summer	IC-0009-S	9	3.502	0.052	0.5	0.0083	0.0000	OK
15 minute summer	IC-0010-S	9	3.501	0.051	0.6	0.0081	0.0000	OK
15 minute summer	MH-0013-S	11	2.869	0.254	40.7	0.4880	0.0000	SURCHARGED
15 minute summer	IC-0014-S	11	2.892	0.182	18.2	0.1535	0.0000	OK
15 minute summer	IC-0015-S	10	3.396	0.111	18.9	0.1215	0.0000	OK
15 minute summer	IC-0016-S	11	3.327	0.107	18.8	0.0169	0.0000	OK
15 minute summer	IC-0017-S	11	3.316	0.201	20.6	0.0498	0.0000	OK
15 minute summer	IC-0018-S	10	3.778	0.043	7.0	0.0172	0.0000	OK
15 minute summer	IC-0019-S	11	3.225	0.145	23.1	0.0230	0.0000	OK
60 minute winter	Soakaway 1	58	2.704	-0.221	19.5	17.7483	0.0000	OK
15 minute summer	Soakaway 1 DN	11	3.071	0.121	23.2	0.0193	0.0000	OK
120 minute summer	Soakaway 2	88	3.178	0.228	13.2	13.4070	0.0000	OK
15 minute winter	Soakaway 2 DN	5	3.259	0.259	29.3	0.0412	0.0000	SURCHARGED
30 minute winter	Soakaway 3	31	3.169	0.239	24.5	13.6053	0.0000	OK
15 minute summer	Soakaway 3 DN	9	3.501	0.101	35.3	0.2004	0.0000	OK
60 minute winter	Soakaway 4	58	3.191	0.096	16.3	14.9166	0.0000	OK
15 minute summer	Soakaway 4 DN	11	3.241	0.141	20.6	0.0224	0.0000	OK

Link Event (Upstream Depth)	US Node	Link	DS Node	Outflow (l/s)	Velocity (m/s)	Flow/Cap	Link Vol (m³)
15 minute summer	MH-0002-S	PN002-S	Soakaway 1 DN	23.2	1.032	0.552	0.3419
15 minute summer	IC-0003-S	PN003-S	IC-0019-S	16.5	0.936	0.925	0.0870
15 minute summer	IC-0004-S	PN004-S	IC-0003-S	10.5	0.726	0.547	0.1175
15 minute summer	IC-0005-S	PN005-S	IC-0004-S	4.2	0.530	0.262	0.1026
15 minute summer	IC-0007-S	PN-007-S	Soakaway 2 DN	31.2	1.865	0.204	0.0950
15 minute summer	IC-0008-S	PN-008-S	Soakaway 3 DN	-0.7	-0.109	-0.022	0.1554
15 minute summer	IC-0009-S	PN-009-S	Soakaway 3 DN	-0.5	-0.118	-0.010	0.0523
15 minute summer	IC-0010-S	PN010-S	Soakaway 3 DN	-0.6	-0.117	-0.016	0.1104
15 minute summer	MH-0013-S	PN-013-S	Soakaway 5 DN	40.3	1.013	1.508	0.2175
15 minute summer	IC-0014-S	PN-014-S	MH-0013-S	17.6	0.492	0.504	0.7770
15 minute summer	IC-0015-S	PN-015-S	IC-0016-S	18.8	1.035	0.408	0.1558
15 minute summer	IC-0016-S	PN016-S	IC-0017-S	18.3	0.667	0.382	0.3453
15 minute summer	IC-0017-S	Soakaway 4 DP	Soakaway 4 DN	20.6	0.637	1.766	0.8927
15 minute summer	IC-0018-S	PN018-S	IC-0019-S	7.0	0.864	0.180	0.1513
15 minute summer	IC-0019-S	PN019-S	MH-0002-S	23.2	0.923	0.641	0.1545
60 minute winter	Soakaway 1	Infiltration		3.3			
15 minute summer	Soakaway 1 DN	Soakaway 1 DP	Soakaway 1	23.2	1.204	0.406	0.0398
120 minute summer	Soakaway 2	Infiltration		2.3			
15 minute winter	Soakaway 2 DN	Soakaway 2 DP	Soakaway 2	29.1	1.973	0.299	0.0446
30 minute winter	Soakaway 3	Infiltration		3.2			
15 minute summer	Soakaway 3 DN	Soakaway 3 DP	Soakaway 3	35.4	2.562	0.359	0.2914
60 minute winter	Soakaway 4	Infiltration		2.7			
15 minute summer	Soakaway 4 DN	PN017-S	Soakaway 4	20.5	0.865	0.635	0.0303

Flow+ v12.0 Copyright © 1988-2025 Causeway Technologies Ltd

Results for 10 year Critical Storm Duration. Lowest mass balance: 95.48%

Node Event	US Node	Peak (mins)	Level (m)	Depth (m)	Inflow (l/s)	Node Vol (m³)	Flood (m³)	Status
480 minute winter	Soakaway 5	464	2.834	0.244	6.8	64.1920	0.0000	OK
360 minute winter	Soakaway 5 DN	352	2.854	0.254	5.2	0.0403	0.0000	SURCHARGED

Link Event (Upstream Depth)	US Node	Link	DS Node	Outflow (l/s)	Velocity (m/s)	Flow/Cap	Link Vol (m³)
480 minute winter	Soakaway 5	Infiltration		0.5			
360 minute winter	Soakaway 5 DN	Soakaway 5 DP	Soakaway 5	5.1	0.595	0.116	0.0554

Flow+ v12.0 Copyright © 1988-2025 Causeway Technologies Ltd

Results for 30 year Critical Storm Duration. Lowest mass balance: 95.48%

Node Event	US Node	Peak (mins)	Level (m)	Depth (m)	Inflow (l/s)	Node Vol (m³)	Flood (m³)	Status
15 minute summer	MH-0002-S	11	3.205	0.155	30.9	0.0247	0.0000	OK
15 minute summer	IC-0003-S	11	3.379	0.249	21.9	0.3329	0.0000	SURCHARGED
15 minute summer	IC-0004-S	11	3.447	0.222	14.1	0.0860	0.0000	SURCHARGED
15 minute summer	IC-0005-S	11	3.460	0.135	5.9	0.0424	0.0000	OK
15 minute summer	IC-0007-S	10	3.468	0.093	43.4	0.1307	0.0000	OK
15 minute summer	IC-0008-S	10	3.520	0.070	1.0	0.0112	0.0000	OK
15 minute summer	IC-0009-S	10	3.520	0.070	0.5	0.0111	0.0000	OK
15 minute summer	IC-0010-S	9	3.518	0.068	0.9	0.0109	0.0000	OK
15 minute summer	MH-0013-S	10	2.990	0.375	57.3	0.7187	0.0000	SURCHARGED
15 minute summer	IC-0014-S	10	3.050	0.340	25.2	0.2867	0.0000	SURCHARGED
15 minute summer	IC-0015-S	11	3.431	0.146	26.3	0.1602	0.0000	OK
15 minute summer	IC-0016-S	11	3.394	0.174	26.0	0.0276	0.0000	OK
15 minute summer	IC-0017-S	11	3.366	0.251	28.4	0.0622	0.0000	SURCHARGED
15 minute summer	IC-0018-S	10	3.786	0.051	9.6	0.0203	0.0000	OK
15 minute summer	IC-0019-S	11	3.260	0.180	31.0	0.0286	0.0000	OK
120 minute winter	Soakaway 1	98	2.830	-0.095	17.4	28.8366	0.0000	OK
15 minute summer	Soakaway 1 DN	11	3.094	0.144	30.8	0.0229	0.0000	OK
120 minute winter	Soakaway 2	100	3.315	0.365	12.5	21.5068	0.0000	OK
120 minute winter	Soakaway 2 DN	100	3.315	0.315	12.7	0.0500	0.0000	SURCHARGED
60 minute winter	Soakaway 3	59	3.308	0.378	22.1	21.5701	0.0000	OK
15 minute summer	Soakaway 3 DN	10	3.520	0.120	48.5	0.2369	0.0000	OK
120 minute winter	Soakaway 4	98	3.329	0.234	14.5	22.8900	0.0000	OK
120 minute winter	Soakaway 4 DN	98	3.329	0.229	8.6	0.0364	0.0000	SURCHARGED

Link Event (Upstream Depth)	US Node	Link	DS Node	Outflow (l/s)	Velocity (m/s)	Flow/Cap	Link Vol (m³)
15 minute summer	MH-0002-S	PN002-S	Soakaway 1 DN	30.8	1.100	0.732	0.4255
15 minute summer	IC-0003-S	PN003-S	IC-0019-S	21.7	1.236	1.221	0.0874
15 minute summer	IC-0004-S	PN004-S	IC-0003-S	13.7	0.779	0.715	0.1435
15 minute summer	IC-0005-S	PN005-S	IC-0004-S	5.7	0.537	0.359	0.2117
15 minute summer	IC-0007-S	PN-007-S	Soakaway 2 DN	43.3	1.970	0.283	0.1052
15 minute summer	IC-0008-S	PN-008-S	Soakaway 3 DN	-1.0	-0.141	-0.031	0.2059
15 minute summer	IC-0009-S	PN-009-S	Soakaway 3 DN	-0.5	0.094	-0.009	0.0691
15 minute summer	IC-0010-S	PN010-S	Soakaway 3 DN	-0.9	-0.124	-0.023	0.1451
15 minute summer	MH-0013-S	PN-013-S	Soakaway 5 DN	56.5	1.420	2.113	0.2218
15 minute summer	IC-0014-S	PN-014-S	MH-0013-S	24.6	0.619	0.706	0.8330
15 minute summer	IC-0015-S	PN-015-S	IC-0016-S	26.0	1.057	0.566	0.2497
15 minute summer	IC-0016-S	PN016-S	IC-0017-S	25.3	0.698	0.528	0.4490
15 minute summer	IC-0017-S	Soakaway 4 DP	Soakaway 4 DN	28.4	0.737	2.432	1.0105
15 minute summer	IC-0018-S	PN018-S	IC-0019-S	9.6	0.882	0.248	0.1606
15 minute summer	IC-0019-S	PN019-S	MH-0002-S	30.9	0.976	0.855	0.1943
120 minute winter	Soakaway 1	Infiltration		3.5			
15 minute summer	Soakaway 1 DN	Soakaway 1 DP	Soakaway 1	30.7	1.291	0.536	0.0490
120 minute winter	Soakaway 2	Infiltration		2.4			
120 minute winter	Soakaway 2 DN	Soakaway 2 DP	Soakaway 2	12.5	1.383	0.129	0.0574
60 minute winter	Soakaway 3	Infiltration		3.4			
15 minute summer	Soakaway 3 DN	Soakaway 3 DP	Soakaway 3	48.6	2.557	0.493	0.3766
120 minute winter	Soakaway 4	Infiltration		2.9			
120 minute winter	Soakaway 4 DN	PN017-S	Soakaway 4	8.6	0.665	0.266	0.0509

Flow+ v12.0 Copyright © 1988-2025 Causeway Technologies Ltd

Results for 30 year Critical Storm Duration. Lowest mass balance: 95.48%

Node Event	US Node	Peak (mins)	Level (m)	Depth (m)	Inflow (l/s)	Node Vol (m³)	Flood (m³)	Status
600 minute winter	Soakaway 5	600	2.964	0.374	7.7	96.4379	0.0000	OK
480 minute winter	Soakaway 5 DN	480	2.970	0.370	5.6	0.0589	0.0000	SURCHARGED

Link Event (Upstream Depth)	US Node	Link	DS Node	Outflow (l/s)	Velocity (m/s)	Flow/Cap	Link Vol (m³)
600 minute winter	Soakaway 5	Infiltration		0.5			
480 minute winter	Soakaway 5 DN	Soakaway 5 DP	Soakaway 5	5.6	0.523	0.126	0.0554

Flow+ v12.0 Copyright © 1988-2025 Causeway Technologies Ltd

Results for 30 year +35% CC Critical Storm Duration. Lowest mass balance: 95.48%

Node Event	US Node	Peak (mins)	Level (m)	Depth (m)	Inflow (l/s)	Node Vol (m³)	Flood (m³)	Status
15 minute summer	MH-0002-S	11	3.251	0.201	41.3	0.0320	0.0000	OK
15 minute summer	IC-0003-S	11	3.531	0.401	29.4	0.5367	0.0000	SURCHARGED
15 minute summer	IC-0004-S	11	3.654	0.429	18.8	0.1659	0.0000	SURCHARGED
15 minute summer	IC-0005-S	11	3.680	0.355	8.0	0.1118	0.0000	SURCHARGED
120 minute winter	IC-0007-S	114	3.504	0.129	17.1	0.1813	0.0000	OK
15 minute summer	IC-0008-S	10	3.545	0.095	1.4	0.0151	0.0000	OK
15 minute summer	IC-0009-S	10	3.545	0.095	0.8	0.0151	0.0000	OK
15 minute summer	IC-0010-S	10	3.546	0.096	1.1	0.0153	0.0000	OK
15 minute summer	MH-0013-S	10	3.152	0.537	77.2	1.0296	0.0000	SURCHARGED
15 minute summer	IC-0014-S	10	3.260	0.550	34.0	0.4639	0.0000	SURCHARGED
15 minute summer	IC-0015-S	11	3.602	0.317	35.5	0.3479	0.0000	SURCHARGED
15 minute summer	IC-0016-S	11	3.547	0.327	34.2	0.0520	0.0000	SURCHARGED
120 minute winter	IC-0017-S	114	3.530	0.415	11.7	0.1029	0.0000	SURCHARGED
15 minute summer	IC-0018-S	10	3.795	0.060	13.0	0.0239	0.0000	OK
15 minute summer	IC-0019-S	11	3.320	0.240	41.4	0.0381	0.0000	SURCHARGED
120 minute winter	Soakaway 1	116	3.006	0.081	23.5	44.2797	0.0000	OK
15 minute summer	Soakaway 1 DN	11	3.124	0.174	41.0	0.0277	0.0000	OK
120 minute winter	Soakaway 2	116	3.504	0.554	16.8	32.6827	0.0000	OK
120 minute winter	Soakaway 2 DN	114	3.504	0.504	17.1	0.0801	0.0000	SURCHARGED
120 minute winter	Soakaway 3	98	3.495	0.565	19.0	32.2820	0.0000	OK
15 minute summer	Soakaway 3 DN	10	3.546	0.146	65.3	0.2886	0.0000	OK
120 minute winter	Soakaway 4	114	3.529	0.434	18.0	34.5005	0.0000	OK
120 minute winter	Soakaway 4 DN	114	3.530	0.430	11.0	0.0684	0.0000	SURCHARGED

Link Event (Upstream Depth)	US Node	Link	DS Node	Outflow (l/s)	Velocity (m/s)	Flow/Cap	Link Vol (m³)
15 minute summer	MH-0002-S	PN002-S	Soakaway 1 DN	41.0	1.159	0.975	0.5352
15 minute summer	IC-0003-S	PN003-S	IC-0019-S	29.0	1.647	1.627	0.0874
15 minute summer	IC-0004-S	PN004-S	IC-0003-S	18.4	1.045	0.959	0.1435
15 minute summer	IC-0005-S	PN005-S	IC-0004-S	7.4	0.519	0.463	0.2176
120 minute winter	IC-0007-S	PN-007-S	Soakaway 2 DN	17.1	1.384	0.112	0.1391
15 minute summer	IC-0008-S	PN-008-S	Soakaway 3 DN	1.6	-0.130	0.049	0.2773
15 minute summer	IC-0009-S	PN-009-S	Soakaway 3 DN	1.3	-0.161	0.023	0.0933
15 minute summer	IC-0010-S	PN010-S	Soakaway 3 DN	1.3	-0.145	0.034	0.1993
15 minute summer	MH-0013-S	PN-013-S	Soakaway 5 DN	75.9	1.908	2.841	0.2218
15 minute summer	IC-0014-S	PN-014-S	MH-0013-S	33.1	0.833	0.950	0.8330
15 minute summer	IC-0015-S	PN-015-S	IC-0016-S	34.2	1.058	0.744	0.3300
15 minute summer	IC-0016-S	PN016-S	IC-0017-S	33.9	0.852	0.708	0.4913
120 minute winter	IC-0017-S	Soakaway 4 DP	Soakaway 4 DN	11.0	0.506	0.943	1.1174
15 minute summer	IC-0018-S	PN018-S	IC-0019-S	13.0	0.914	0.336	0.1697
15 minute summer	IC-0019-S	PN019-S	MH-0002-S	41.3	1.043	1.141	0.2376
120 minute winter	Soakaway 1	Infiltration		3.8			
15 minute summer	Soakaway 1 DN	Soakaway 1 DP	Soakaway 1	40.8	1.384	0.713	0.0605
120 minute winter	Soakaway 2	Infiltration		2.6			
120 minute winter	Soakaway 2 DN	Soakaway 2 DP	Soakaway 2	16.8	1.657	0.173	0.0574
120 minute winter	Soakaway 3	Infiltration		3.7			
15 minute summer	Soakaway 3 DN	Soakaway 3 DP	Soakaway 3	64.7	2.558	0.656	0.4386
120 minute winter	Soakaway 4	Infiltration		3.2			
120 minute winter	Soakaway 4 DN	PN017-S	Soakaway 4	10.5	0.705	0.325	0.0509

Flow+ v12.0 Copyright © 1988-2025 Causeway Technologies Ltd

Results for 30 year +35% CC Critical Storm Duration. Lowest mass balance: 95.48%

Node Event	US Node	Peak (mins)	Level (m)	Depth (m)	Inflow (l/s)	Node Vol (m³)	Flood (m³)	Status
720 minute winter	Soakaway 5	720	3.125	0.535	9.1	136.2322	0.0000	OK
720 minute winter	Soakaway 5 DN	720	3.127	0.527	5.4	0.0838	0.0000	SURCHARGED

Link Event (Upstream Depth)	US Node	Link	DS Node	Outflow (l/s)	Velocity (m/s)	Flow/Cap	Link Vol (m³)
720 minute winter	Soakaway 5	Infiltration		0.5			
720 minute winter	Soakaway 5 DN	Soakaway 5 DP	Soakaway 5	5.4	0.454	0.122	0.0554

Flow+ v12.0 Copyright © 1988-2025 Causeway Technologies Ltd

Results for 100 year Critical Storm Duration. Lowest mass balance: 95.48%

Node Event	US Node	Peak (mins)	Level (m)	Depth (m)	Inflow (l/s)	Node Vol (m³)	Flood (m³)	Status
15 minute summer	MH-0002-S	11	3.250	0.200	41.0	0.0317	0.0000	OK
15 minute summer	IC-0003-S	11	3.526	0.396	29.1	0.5290	0.0000	SURCHARGED
15 minute summer	IC-0004-S	11	3.646	0.421	18.6	0.1629	0.0000	SURCHARGED
15 minute summer	IC-0005-S	11	3.671	0.346	7.9	0.1091	0.0000	SURCHARGED
120 minute winter	IC-0007-S	116	3.515	0.140	17.3	0.1967	0.0000	OK
15 minute summer	IC-0008-S	10	3.544	0.094	1.4	0.0150	0.0000	OK
15 minute summer	IC-0009-S	10	3.544	0.094	0.8	0.0150	0.0000	OK
15 minute summer	IC-0010-S	10	3.545	0.095	1.1	0.0151	0.0000	OK
15 minute summer	MH-0013-S	10	3.147	0.532	76.6	1.0197	0.0000	SURCHARGED
15 minute summer	IC-0014-S	10	3.253	0.543	33.7	0.4580	0.0000	SURCHARGED
15 minute summer	IC-0015-S	11	3.595	0.310	35.2	0.3406	0.0000	SURCHARGED
120 minute winter	IC-0016-S	116	3.543	0.323	10.5	0.0514	0.0000	SURCHARGED
120 minute winter	IC-0017-S	116	3.543	0.428	11.8	0.1060	0.0000	SURCHARGED
15 minute summer	IC-0018-S	10	3.795	0.060	12.9	0.0238	0.0000	OK
15 minute summer	IC-0019-S	11	3.317	0.237	41.1	0.0377	0.0000	SURCHARGED
120 minute winter	Soakaway 1	114	3.014	0.089	23.8	44.9781	0.0000	OK
15 minute summer	Soakaway 1 DN	11	3.123	0.173	40.7	0.0275	0.0000	OK
120 minute winter	Soakaway 2	116	3.515	0.565	17.0	33.3297	0.0000	OK
120 minute winter	Soakaway 2 DN	114	3.515	0.515	17.3	0.0819	0.0000	SURCHARGED
120 minute winter	Soakaway 3	100	3.505	0.575	19.3	32.8388	0.0000	OK
15 minute summer	Soakaway 3 DN	10	3.545	0.145	64.8	0.2869	0.0000	OK
120 minute winter	Soakaway 4	114	3.541	0.446	18.3	35.1494	0.0000	OK
120 minute winter	Soakaway 4 DN	112	3.546	0.446	11.2	0.0709	0.0000	SURCHARGED

Link Event (Upstream Depth)	US Node	Link	DS Node	Outflow (l/s)	Velocity (m/s)	Flow/Cap	Link Vol (m³)
15 minute summer	MH-0002-S	PN002-S	Soakaway 1 DN	40.7	1.158	0.968	0.5320
15 minute summer	IC-0003-S	PN003-S	IC-0019-S	28.8	1.634	1.615	0.0874
15 minute summer	IC-0004-S	PN004-S	IC-0003-S	18.2	1.036	0.950	0.1435
15 minute summer	IC-0005-S	PN005-S	IC-0004-S	7.3	0.515	0.459	0.2176
120 minute winter	IC-0007-S	PN-007-S	Soakaway 2 DN	17.3	1.379	0.113	0.1446
15 minute summer	IC-0008-S	PN-008-S	Soakaway 3 DN	1.6	-0.129	0.049	0.2750
15 minute summer	IC-0009-S	PN-009-S	Soakaway 3 DN	1.3	-0.159	0.023	0.0925
15 minute summer	IC-0010-S	PN010-S	Soakaway 3 DN	1.3	-0.143	0.034	0.1976
15 minute summer	MH-0013-S	PN-013-S	Soakaway 5 DN	75.3	1.894	2.819	0.2218
15 minute summer	IC-0014-S	PN-014-S	MH-0013-S	32.8	0.826	0.942	0.8330
15 minute summer	IC-0015-S	PN-015-S	IC-0016-S	33.8	1.058	0.737	0.3300
120 minute winter	IC-0016-S	PN016-S	IC-0017-S	10.5	0.550	0.219	0.4913
120 minute winter	IC-0017-S	Soakaway 4 DP	Soakaway 4 DN	11.2	0.508	0.960	1.1174
15 minute summer	IC-0018-S	PN018-S	IC-0019-S	12.9	0.908	0.333	0.1694
15 minute summer	IC-0019-S	PN019-S	MH-0002-S	41.0	1.040	1.134	0.2368
120 minute winter	Soakaway 1	Infiltration		3.9			
15 minute summer	Soakaway 1 DN	Soakaway 1 DP	Soakaway 1	40.5	1.382	0.707	0.0602
120 minute winter	Soakaway 2	Infiltration		2.6			
120 minute winter	Soakaway 2 DN	Soakaway 2 DP	Soakaway 2	17.0	1.657	0.175	0.0574
120 minute winter	Soakaway 3	Infiltration		3.7			
15 minute summer	Soakaway 3 DN	Soakaway 3 DP	Soakaway 3	64.2	2.556	0.651	0.4370
120 minute winter	Soakaway 4	Infiltration		3.2			
120 minute winter	Soakaway 4 DN	PN017-S	Soakaway 4	10.6	0.706	0.329	0.0509

Flow+ v12.0 Copyright © 1988-2025 Causeway Technologies Ltd

Results for 100 year Critical Storm Duration. Lowest mass balance: 95.48%

Node Event	US Node	Peak (mins)	Level (m)	Depth (m)	Inflow (l/s)	Node Vol (m³)	Flood (m³)	Status
720 minute winter	Soakaway 5	720	3.139	0.549	9.3	139.9263	0.0000	OK
720 minute summer	Soakaway 5 DN	735	3.146	0.546	8.2	0.0869	0.0000	SURCHARGED

Link Event (Upstream Depth)	US Node	Link	DS Node	Outflow (l/s)	Velocity (m/s)	Flow/Cap	Link Vol (m³)
720 minute winter	Soakaway 5	Infiltration		0.5			
720 minute summer	Soakaway 5 DN	Soakaway 5 DP	Soakaway 5	8.2	0.444	0.186	0.0554

Flow+ v12.0 Copyright © 1988-2025 Causeway Technologies Ltd

Results for 100 year +40% CC Critical Storm Duration. Lowest mass balance: 95.48%

Node Event	US Node	Peak (mins)	Level (m)	Depth (m)	Inflow (l/s)	Node Vol (m³)	Flood (m³)	Status
15 minute summer	MH-0002-S	12	3.382	0.332	53.8	0.0527	0.0000	SURCHARGED
15 minute summer	IC-0003-S	12	3.850	0.720	38.9	0.9630	0.0000	SURCHARGED
15 minute summer	IC-0004-S	12	4.057	0.832	25.2	0.3220	0.0000	SURCHARGED
15 minute summer	IC-0005-S	12	4.104	0.779	11.0	0.2454	0.0000	SURCHARGED
180 minute winter	IC-0007-S	172	4.021	0.646	18.3	0.9078	0.0000	SURCHARGED
120 minute winter	IC-0008-S	116	4.292	0.842	1.2	0.1339	0.0000	FLOOD RISK
120 minute winter	IC-0009-S	116	4.292	0.842	1.4	0.1338	0.0000	SURCHARGED
120 minute winter	IC-0010-S	116	4.291	0.841	1.4	0.1337	0.0000	FLOOD RISK
15 minute summer	MH-0013-S	11	3.469	0.854	106.6	1.6387	0.0000	SURCHARGED
15 minute summer	IC-0014-S	11	3.671	0.961	47.2	0.8105	0.0000	SURCHARGED
180 minute summer	IC-0015-S	132	4.223	0.938	16.1	1.0290	0.0000	FLOOD RISK
180 minute summer	IC-0016-S	132	4.223	1.003	15.6	0.1594	0.0000	FLOOD RISK
180 minute summer	IC-0017-S	132	4.222	1.107	17.2	1.2064	0.0000	FLOOD RISK
15 minute summer	IC-0018-S	11	3.814	0.079	18.1	0.0316	0.0000	OK
15 minute summer	IC-0019-S	12	3.494	0.414	54.6	0.0658	0.0000	SURCHARGED
120 minute winter	Soakaway 1	118	3.282	0.357	33.3	68.6025	0.0000	OK
120 minute winter	Soakaway 1 DN	118	3.282	0.332	18.6	0.0528	0.0000	SURCHARGED
180 minute winter	Soakaway 2	172	4.021	1.071	18.0	47.2902	0.0000	OK
180 minute winter	Soakaway 2 DN	172	4.021	1.021	18.3	4.2615	0.0000	SURCHARGED
120 minute winter	Soakaway 3	116	4.291	1.361	26.9	45.8163	0.0000	OK
120 minute winter	Soakaway 3 DN	116	4.292	0.892	27.0	3.4046	0.0000	FLOOD RISK
120 minute winter	Soakaway 4	102	4.220	1.125	28.7	46.5398	0.0162	FLOOD
180 minute winter	Soakaway 4 DN	136	4.220	1.120	14.4	5.5781	1.8697	FLOOD

Link Event (Upstream Depth)	US Node	Link	DS Node	Outflow (l/s)	Velocity (m/s)	Flow/Cap	Link Vol (m³)
15 minute summer	MH-0002-S	PN002-S	Soakaway 1 DN	53.5	1.345	1.271	0.6036
15 minute summer	IC-0003-S	PN003-S	IC-0019-S	37.7	2.140	2.115	0.0874
15 minute summer	IC-0004-S	PN004-S	IC-0003-S	24.0	1.363	1.251	0.1435
15 minute summer	IC-0005-S	PN005-S	IC-0004-S	9.8	0.554	0.612	0.2176
180 minute winter	IC-0007-S	PN-007-S	Soakaway 2 DN	18.3	1.308	0.120	0.1748
120 minute winter	IC-0008-S	PN-008-S	Soakaway 3 DN	-1.2	-0.045	-0.038	0.5107
120 minute winter	IC-0009-S	PN-009-S	Soakaway 3 DN	-1.4	-0.041	-0.025	0.1717
120 minute winter	IC-0010-S	PN010-S	Soakaway 3 DN	-1.4	0.036	-0.036	0.3655
15 minute summer	MH-0013-S	PN-013-S	Soakaway 5 DN	105.0	2.641	3.931	0.2218
15 minute summer	IC-0014-S	PN-014-S	MH-0013-S	45.7	1.149	1.311	0.8330
180 minute summer	IC-0015-S	PN-015-S	IC-0016-S	15.6	0.927	0.340	0.3300
180 minute summer	IC-0016-S	PN016-S	IC-0017-S	15.2	0.561	0.317	0.4913
180 minute summer	IC-0017-S	Soakaway 4 DP	Soakaway 4 DN	16.7	0.490	1.434	1.1174
15 minute summer	IC-0018-S	PN018-S	IC-0019-S	17.8	1.169	0.461	0.1898
15 minute summer	IC-0019-S	PN019-S	MH-0002-S	53.8	1.353	1.489	0.2446
120 minute winter	Soakaway 1	Infiltration		4.3			
120 minute winter	Soakaway 1 DN	Soakaway 1 DP	Soakaway 1	18.6	1.138	0.325	0.0820
180 minute winter	Soakaway 2	Infiltration		2.9			
180 minute winter	Soakaway 2 DN	Soakaway 2 DP	Soakaway 2	18.0	1.380	0.185	0.0574
120 minute winter	Soakaway 3	Infiltration		4.1			
120 minute winter	Soakaway 3 DN	Soakaway 3 DP	Soakaway 3	26.9	1.915	0.273	0.5241
120 minute winter	Soakaway 4	Infiltration		3.5			
180 minute winter	Soakaway 4 DN	PN017-S	Soakaway 4	11.3	0.643	0.349	0.0509

Flow+ v12.0 Copyright © 1988-2025 Causeway Technologies Ltd

Results for 100 year +40% CC Critical Storm Duration. Lowest mass balance: 95.48%

Node Event	US Node	Peak (mins)	Level (m)	Depth (m)	Inflow (l/s)	Node Vol (m³)	Flood (m³)	Status
960 minute winter	Soakaway 5	960	3.461	0.871	10.1	198.5978	0.0000	OK
960 minute winter	Soakaway 5 DN	945	3.461	0.861	6.1	4.2275	0.0000	SURCHARGED

Link Event (Upstream Depth)	US Node	Link	DS Node	Outflow (l/s)	Velocity (m/s)	Flow/Cap	Link Vol (m³)
960 minute winter	Soakaway 5	Infiltration		0.6			
960 minute winter	Soakaway 5 DN	Soakaway 5 DP	Soakaway 5	6.0	0.444	0.138	0.0554

Flow+ v12.0 Copyright © 1988-2025 Causeway Technologies Ltd