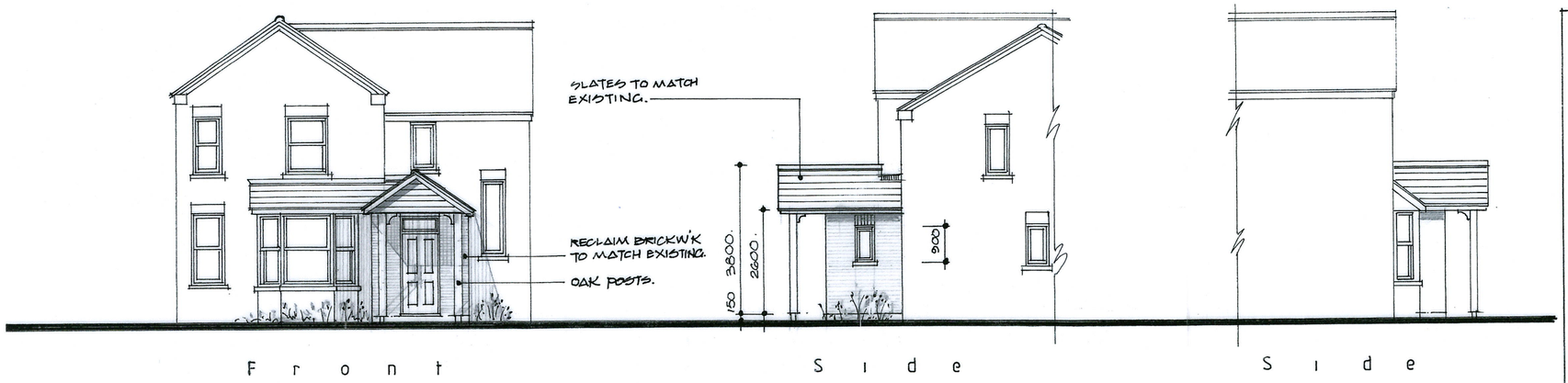

F r o n t

S i d e

S i d e

Flood Resilience Techniques

1. ALL ELECTRICAL SOCKETS TO BE 600MM ABOVE FINISHED FLOOR LEVEL.
2. USE OF MIN. 150 THICK CONC. FLOOR SLAB WITH 1200 GAUGE POLYTHENE DAMP PROOF MEMBRANE.
3. THE USE OF SACRIFICAL 600MM HEIGHT PLASTERB'D FROM FFL UP THE WALL INTERNALLY THAT CAN BE EASILY BE REMOVED IF NECESSARY, OR THE USE OF WATER RESISTANT MATERIALS WHICH CAN BE WASHED IN THE EVENT OF A MAJOR FLOOD.
4. INSULATION TO WALLS TO A LEVEL OF 600MM ABOVE FFL WILL BE OF A CLOSED CELL OR EQUAL SUITABLE FOR USE WHERE IT IS POSSIBLE TO BE SUSPENDED IN WATER.
5. THE OCCUPIERS OF THE DWELLING WILL BE ADVISED TO MAKE USE OF THE ENVIRONMENT AGENCY FLOOD WARNING SERVICE.

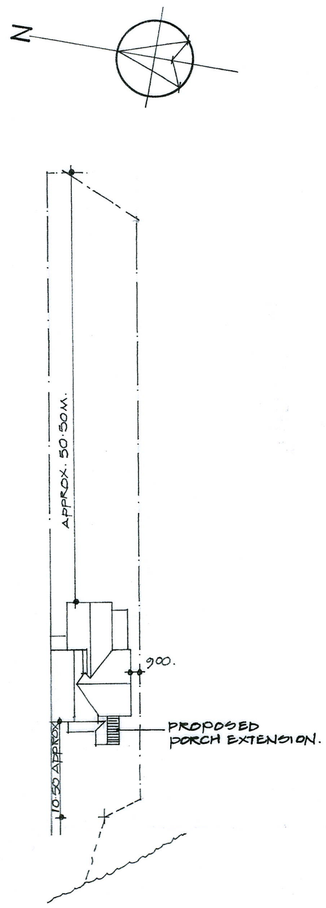

S i t e P l a n
1:500.

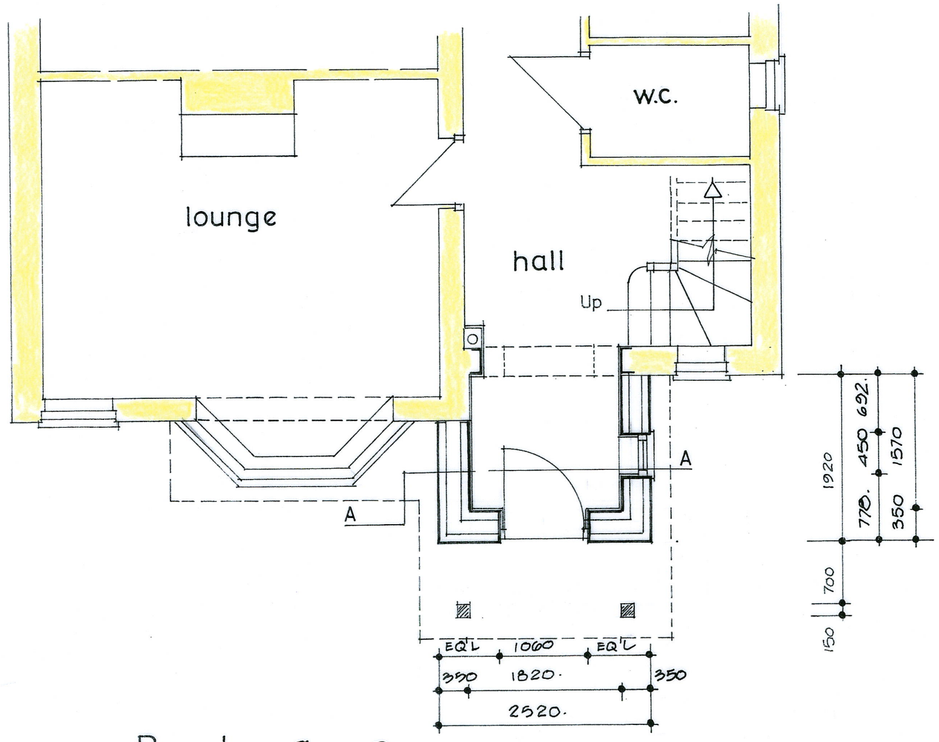

P l a n

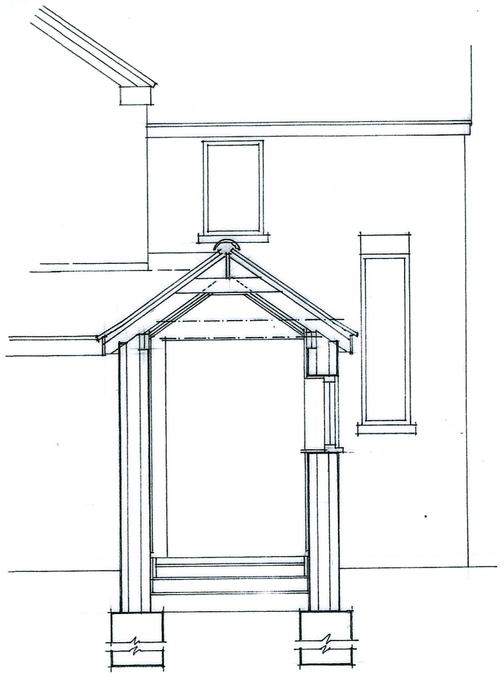

Section A - A

Russell Payne MCIAT
Chartered Architectural Technologist
Read House
87 High Street,
Warboys, Cambs. PE28 2TB
Tel:01487 825266
russellpayne.mciat@gmail.com

Project
PROPOSED PORCH / LINK ROOF
TO:-
N°7 THE WILDERNESS, ST. IVES, HUNTINGDON.
FOR:- MR & MRS S. CLARK.

Drawing
PLAN & ELEVATIONS AS PROPOSED.

© This drawing is the copyright of Russell Payne MCIAT and must not be reproduced without authorisation.

Scale	1:100-1:50-A2	Date	APRIL 2025.
Drawn	RAP		
Drwg. No.	25:1343/2	Rev.	