Brickwork to match existing
Windows to match existing
Roof tiles to match existing

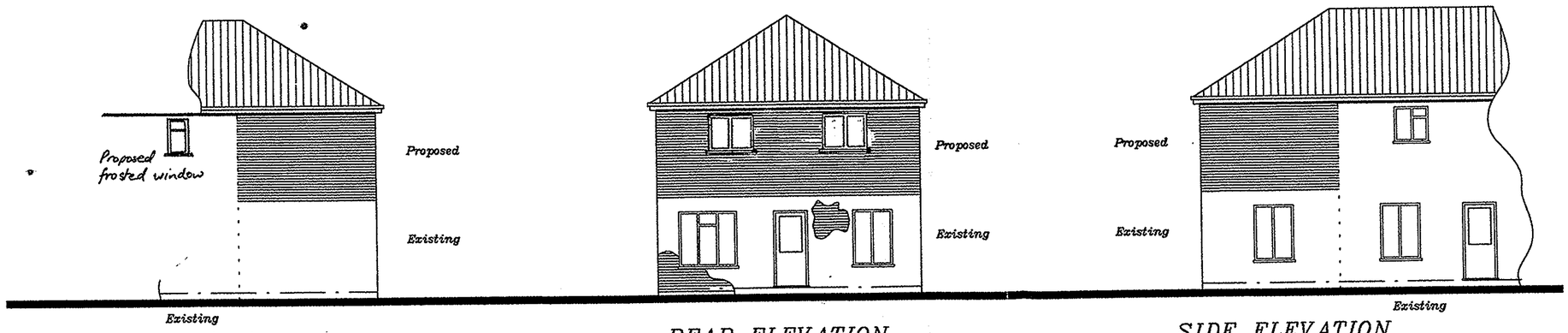

SIDE ELEVATION

REAR ELEVATION

SIDE ELEVATION

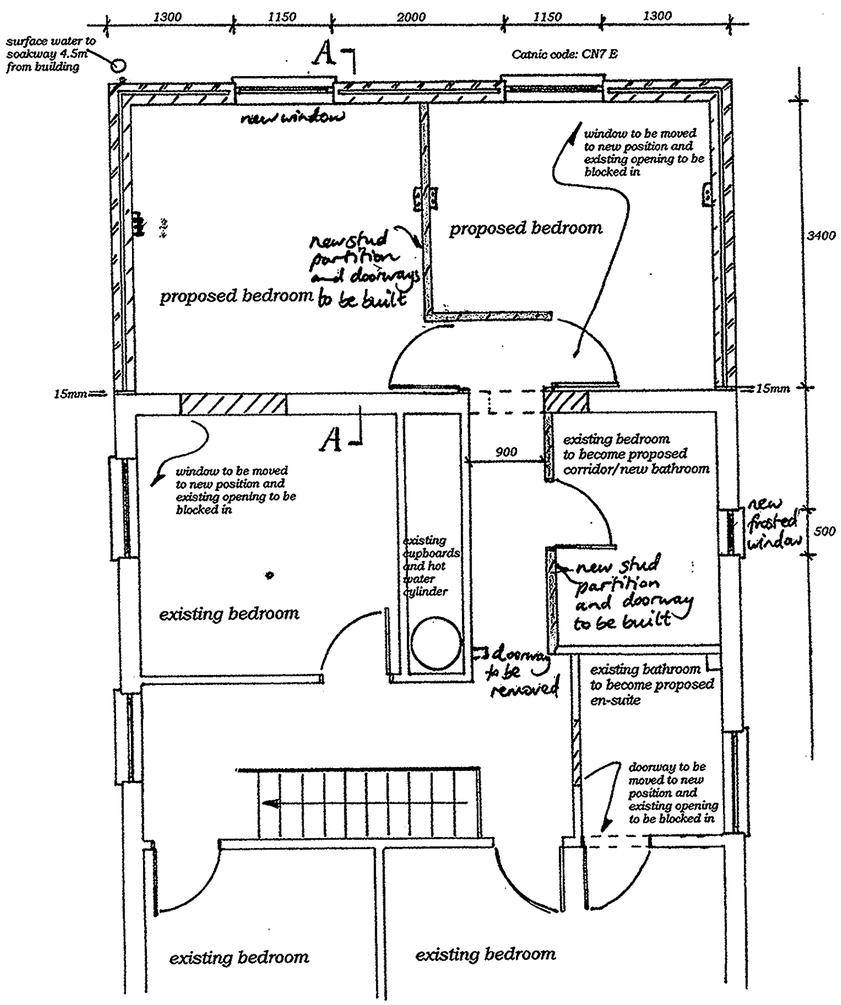

GROUND FLOOR PLAN

Manufacturered trussed rafter roof. Trussed rafters to be designed by Manufacturer and to be fixed to thier specification

A 15mm wide movement joint is to be provided at junction of new external walls with existing walls. Joint is to be filled with "Flexcell" or similar approved and to be jointed with mastic externally

Electrics: 2 double sockets to be fitted in each of the 2 proposed bedrooms where indicated [5].
A ceiling light to be fitted in each of the 2 bedrooms, corridor and bathroom. Existing electrical sockets in new bathroom to be removed.
~~New Bathroom layout to Client's brief. All new Bathroom wastes to go to existing soil and vent pipe via new stub stack or 'saniflow' unit as appropriate according to Client's new bathroom layout~~ ← (include in quote)
[Client to supply Bathroom and En-suite]
Two 1st floor windows to rear elevation to be blocked in and door opening to be formed with 'Catnic' lintel (or similar approved) incorporated above as shown on plan Catnic lintel code: CG50/100

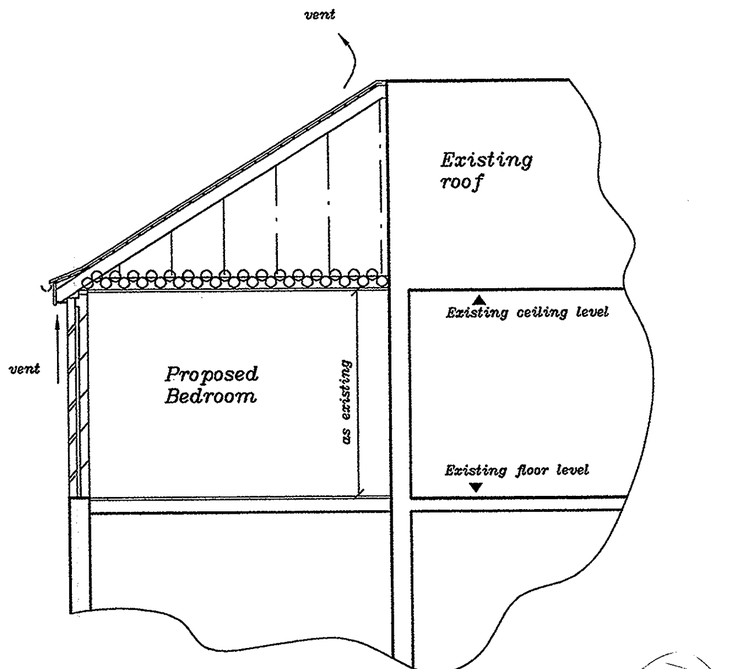

SECTION A – A

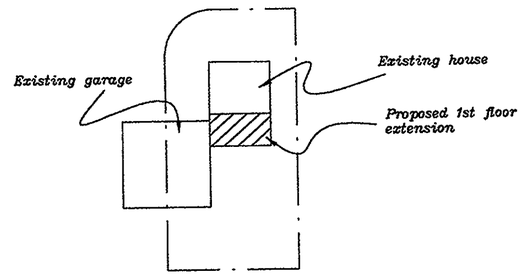

BLOCK PLAN 1:500

KEY

Existing walls

New cavity walls

Walls to be demolished

NOTES

This drawing is to be read in conjunction with the construction notes provided. All dimensions to be checked on site by builder and not scaled from this drawing. This drawing is for submission to L.A. and builder to liaise direct with Building control officer on site following submission of a building notice. This is an architectural drawing only, structural details and calculations are to be obtained separately from a structural engineer.

HUNTINGDONSHIRE DISTRICT COUNCIL

REVISIONS

AMENDED PLAN
0201007 FH

~~ACCEPTED 19/04/2005 DATE~~

Mr Jack

16 Priory rd
Needingworth

Proposed 1st floor rear extension

Drg. No. 01
MJ/GM/02 Rev A

Scale: 1:100
1:50

Date: March 02
05