A1 1:250

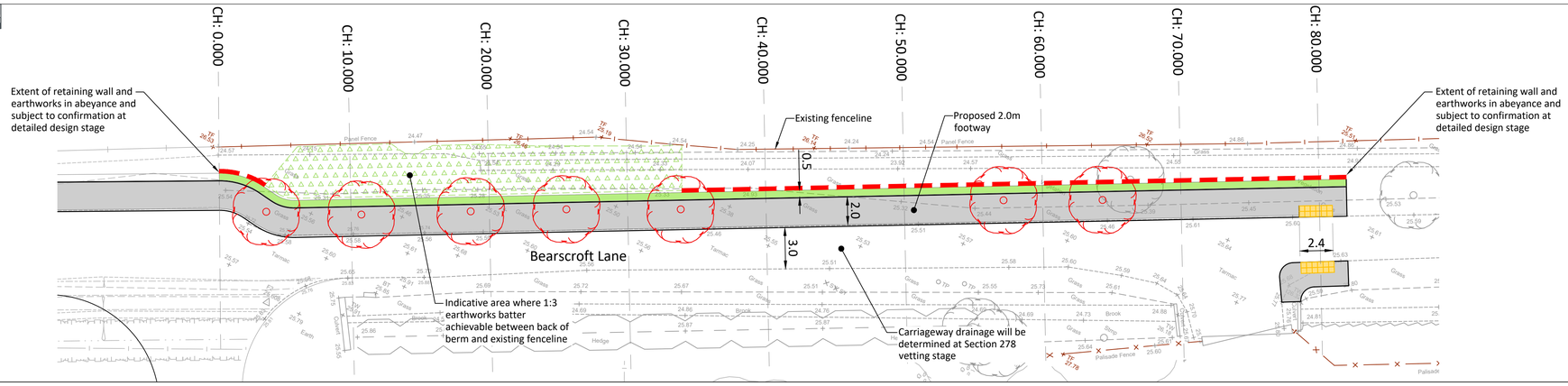

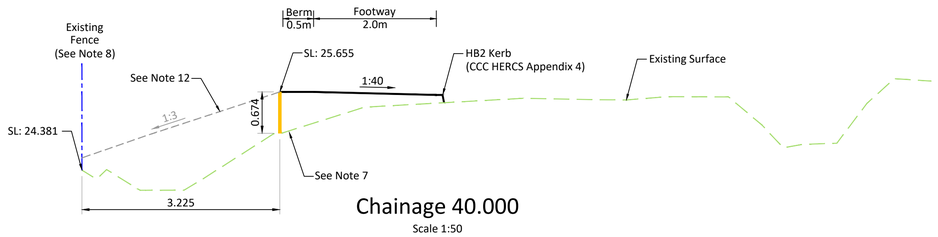

Chainage 40.000
Scale 1:50

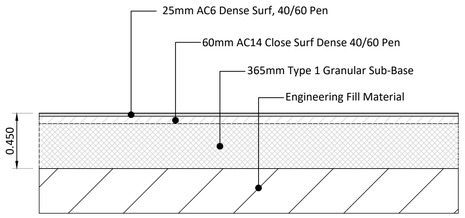

Footway Constuction Detail
(As per CCC HERCS 2023 Appendix 10)

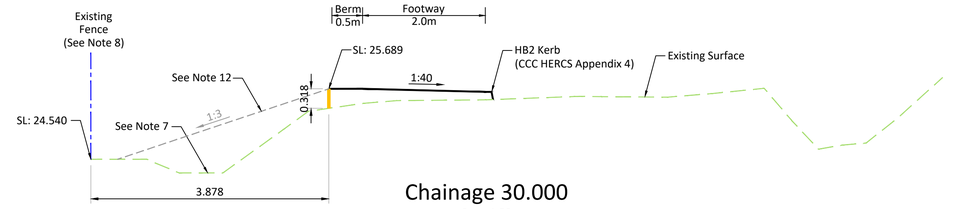

Chainage 30.000
Scale 1:50

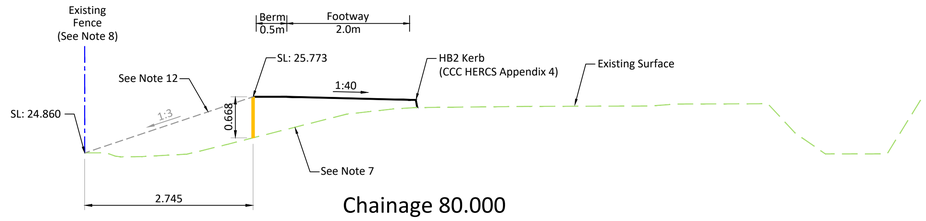

Chainage 80.000
Scale 1:50

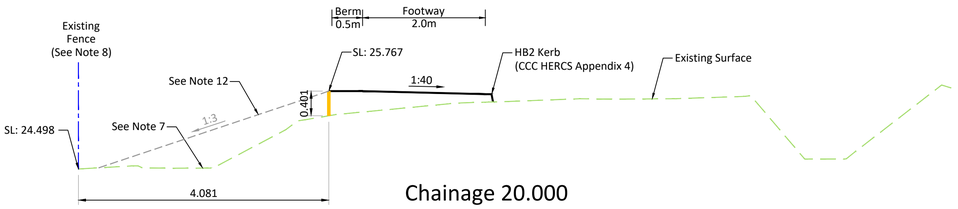

Chainage 20.000
Scale 1:50

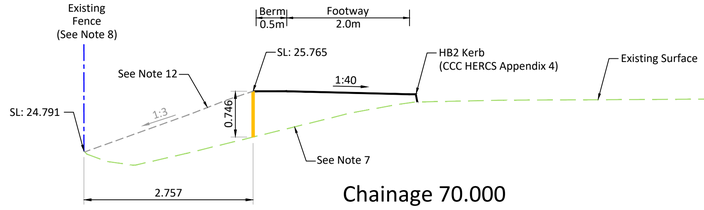

Chainage 70.000
Scale 1:50

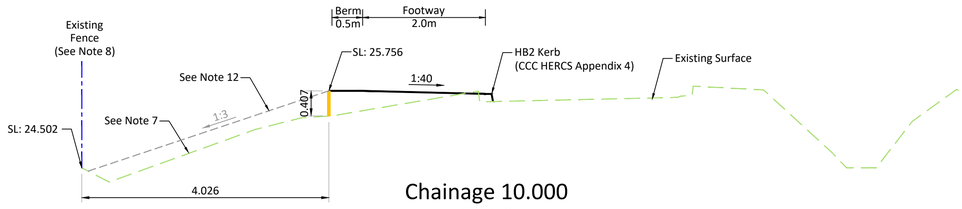

Chainage 10.000
Scale 1:50

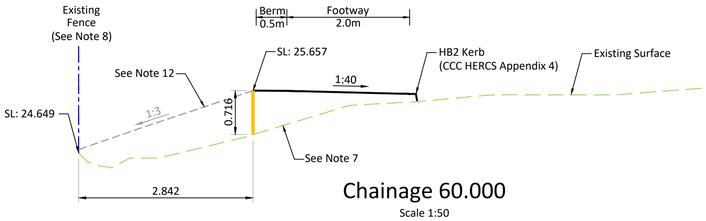

Chainage 60.000
Scale 1:50

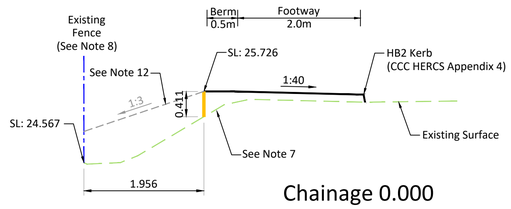

Chainage 0.000
Scale 1:50

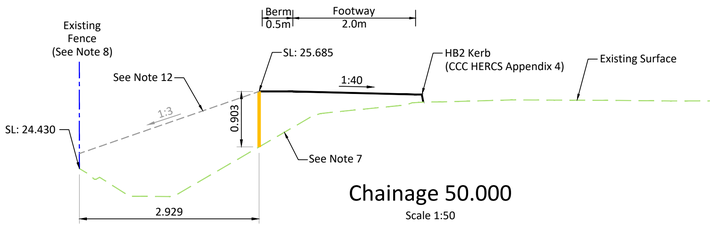

Chainage 50.000
Scale 1:50

Copyright © Phil Jones Associates Ltd / PJA Civil Engineering Ltd. Ordnance Survey License Number: xxxxx

CDM Note

These drawings have been produced with reference to the CDM Regulations 2015.
Please note that these are pre-construction phase drawings and should be subject to further design risk management as required in accordance with Regulation 9.

NOTES:

1. Do not scale from this drawing.
2. All Dimensions in Metres unless stated otherwise.
3. This drawing is to be read in conjunction with all other associated design drawings, details and specifications.
4. This drawing is intended to shown the indicative extent and height of a potential retaining structure along the back of the proposed footway. Retaining structure is in abeyance and subject to detailed design.
5. Any discrepancies between drawings should be bought to the attention of the Engineer and clarification sought.
6. The design is based on Fosse Surveying Topographical Survey, ref: 2467 dated 31/01/2024.
7. CCC has indicated there is no ditch and has confirmed the status as being an embankment following LLFA's investigation
8. Extent of the footway and retaining feature is subject to confirmation of highway boundary
9. All works within the highway shall be in accordance with Cambridgeshire County Council's Housing Estate Roads Construction Specification (HERCS) 2023 unless otherwise agreed with Local Highway Authority.
10. If there are any discrepancies between the approved drawings and Cambridgeshire County Council's HERCS, then the speciification will take precedance.
11. All utility apparatus shall be reviewed at Section 278 vetting stage to ensure they are below formation level.
12. Indicative earthworks batter showing assumed maximum gradient of 1:3 and subject to confirmation at detailed design stage.

Key

- Proposed Kerb (CCC HERCS 2023 Appendix 4)
- Proposed Retaining Feature
- Proposed Footway (CCC HERCS 2023 Appendix 10)
- Grass Verge / Berm
- Existing tree to be removed
- Potential Earthwork Batter at 1:3 Gradient

Rev	Date	Revision Note	Drw	Chk	App
P01	2.01.2025	ISSUED FOR INFORMATION	DS	KA	KA

PJA
The Aquarium, King Street
Reading, RG1 2AN, UK
T: +44 (0) 118 956 0909
transport • engineering • placemaking
Birmingham | Bristol | Cambridge | London | Manchester | Reading
Melbourne | Perth
pja.co.uk | pja.com.au

Client
Godmanchester Rovers Football Club

Project
Godmanchester FC

Title
Option 2
Proposed Acces Road Cross Sections

Drawing Issue Status
For Information

PJA Ref
07786

Scale @ A1
1:250

Date
21/01/2025

Drawing No.
07786-DR-C-0005

Revision
P01

Primary Contact
DS KA KA