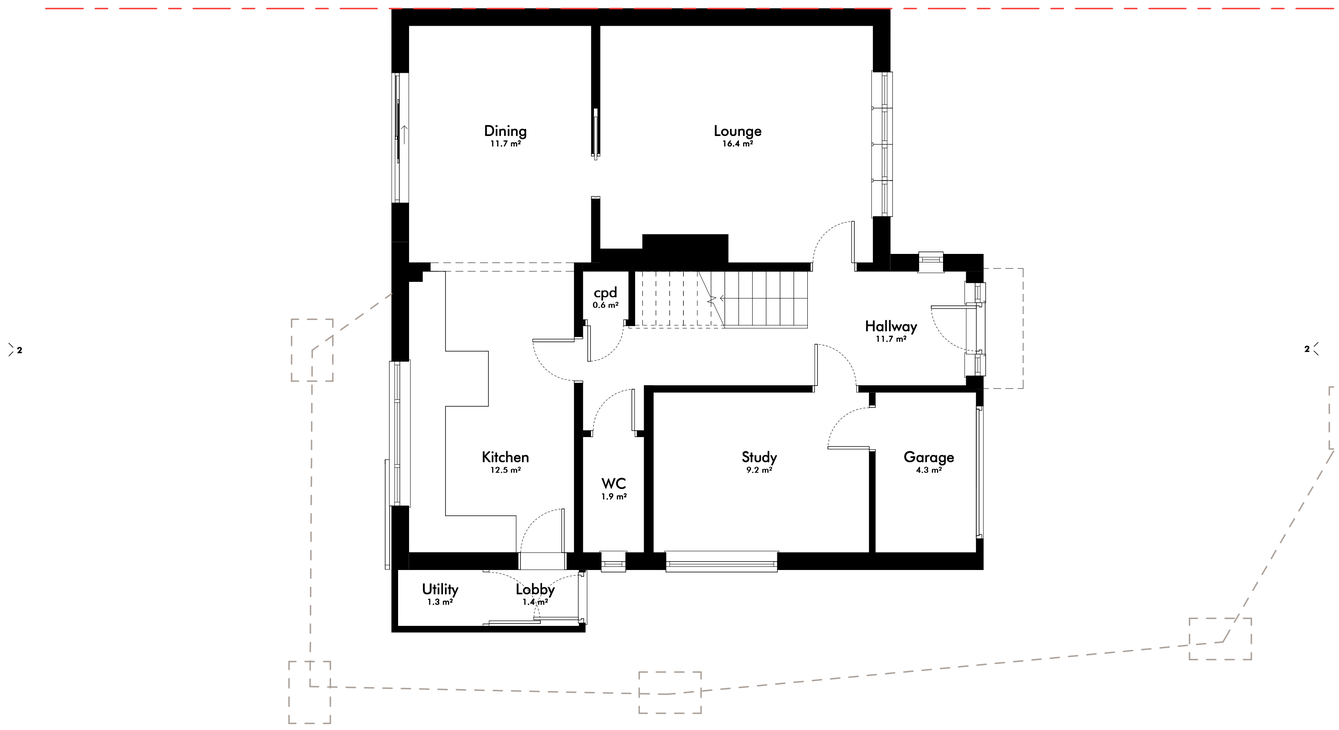

Ground Floor Plan - Existing

Rev	Drawn	Date	Details

TMV Architects
The Repeater Station
London Road
Norman Cross
Peterborough PE7 3TB

info@tmvarchitects.co.uk
01733 794 795
tmvarchitects.co.uk

Note
Contractors must work only to figured dimensions which are to be checked on site, any discrepancies are to be reported to the architect before proceeding

All rights described in chapter IV of the copyright, designs and patents act 1988 have been generally asserted

Information contained within this drawing is the sole copyright of TMV Architects and should not be reproduced or imparted to a third party without written permission

Scale Bar
0 0.5 1 1.5 2 2.5

Planning

Drawing Name
Existing Ground Floor Plan

Project Name
23 Priory Road
Needingworth

Project No.
1204

Dwg No.
003

Rev.

Scale
1 : 50 @ A1

Drawn
TWT

Date
20.03.25

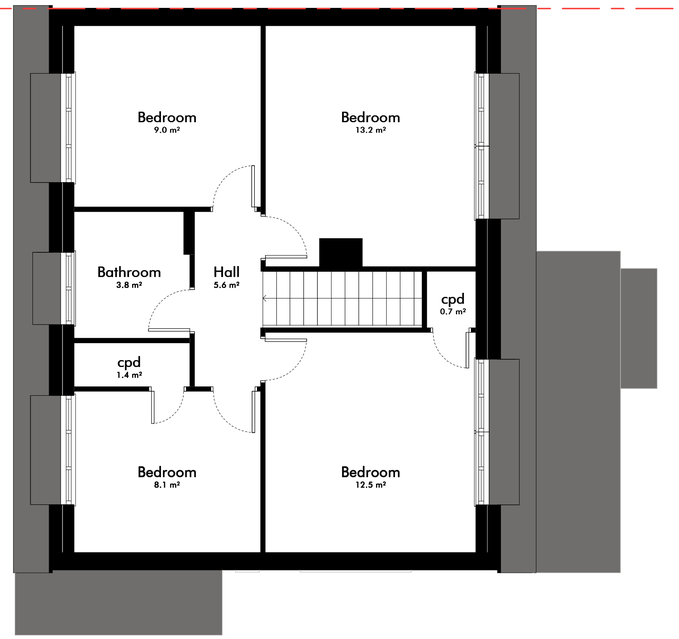

First Floor Plan - Existing

Rev	Drawn	Date	Details

TMV Architects
The Repeater Station
London Road
Norman Cross
Peterborough PE7 3TB

info@tmvarchitects.co.uk
01733 794 795
tmvarchitects.co.uk

Note
Contractors must work only to figured dimensions which are to be checked on site, any discrepancies are to be reported to the architect before proceeding

All rights described in chapter IV of the copyright, designs and patents act 1988 have been generally asserted

Information contained within this drawing is the sole copyright of TMV Architects and should not be reproduced or imparted to a third party without written permission

Scale Bar
0 0.5 1 1.5 2 2.5

Planning

Drawing Name
Existing First Floor Plan

Project Name
23 Priory Road
Needingworth

Project No.
1204

Dwg No.
004

Rev.

Scale
1 : 50 @ A1

Drawn
TWT

Date
20.03.25

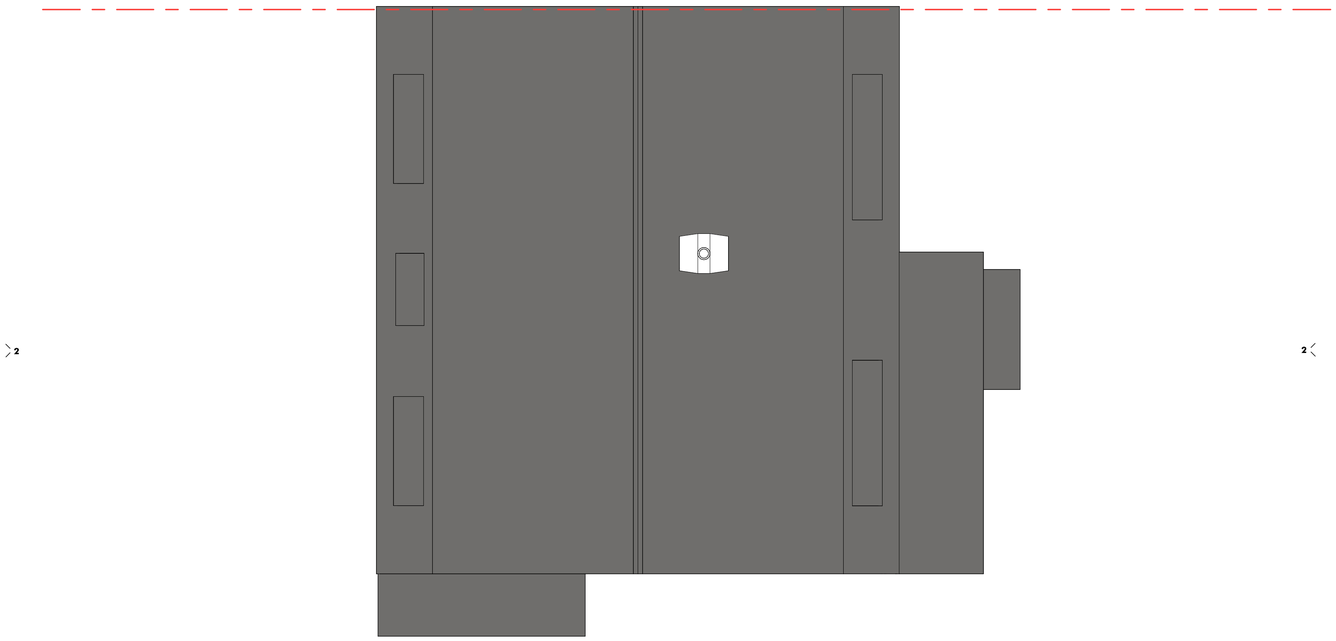

Roof Plan - Existing

Rev	Drawn	Date	Details

TMV Architects
The Repeater Station
London Road
Norman Cross
Peterborough PE7 3TB

info@tmvarchitects.co.uk
01733 794 795
tmvarchitects.co.uk

Note
Contractors must work only to figured dimensions which are to be checked on site, any discrepancies are to be reported to the architect before proceeding

All rights described in chapter IV of the copyright, designs and patents act 1988 have been generally asserted

Information contained within this drawing is the sole copyright of TMV Architects and should not be reproduced or imparted to a third party without written permission

Scale Bar
0 0.5 1 1.5 2 2.5

Planning

Drawing Name
Existing Roof Plan

Project Name
23 Priory Road
Needingworth

Project No.
1204

Dwg No.
005

Rev.

Scale
1 : 50 @ A1

Drawn
TWT

Date
20.03.25

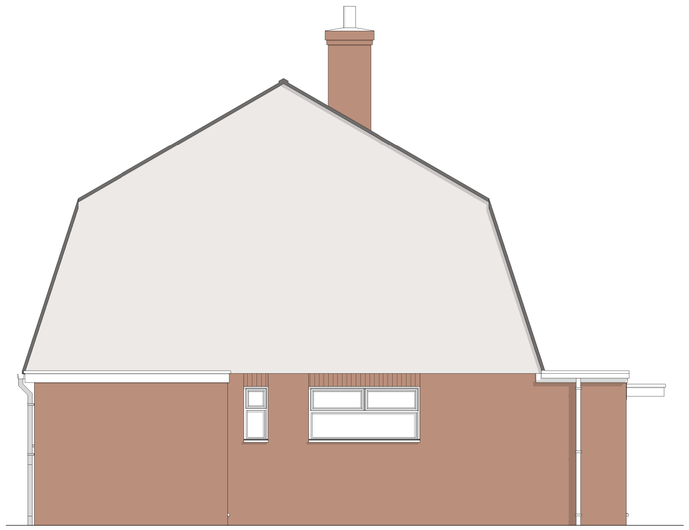

Elevation 1



Elevation 2

Rev	Drawn	Date	Details

TMV Architects
The Repeater Station
London Road
Norman Cross
Peterborough PE7 3TB

info@tmvarchitects.co.uk
01733 794 795
tmvarchitects.co.uk

Note
Contractors must work only to figured dimensions which are to be checked on site, any discrepancies are to be reported to the architect before proceeding

All rights described in chapter IV of the copyright, designs and patents act 1988 have been generally asserted

Information contained within this drawing is the sole copyright of TMV Architects and should not be reproduced or imparted to a third party without written permission

Scale Bar
0 0.5 1 1.5 2 2.5

Planning

Drawing Name
Existing Elevations - Sheet 1

Project Name
23 Priory Road
Needingworth

Project No.
1204

Dwg No.
006

Rev.

Scale
1 : 50 @ A1

Drawn
TWT

Date
20.03.25

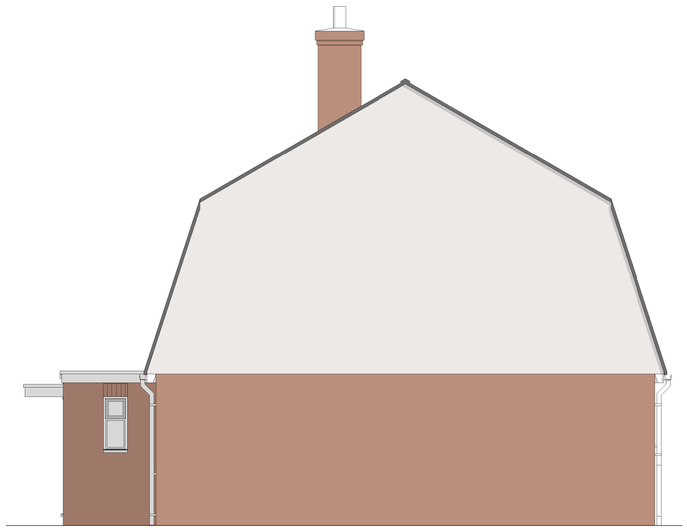

Elevation 3



Elevation 4

Rev	Drawn	Date	Details

TMV Architects
The Repeater Station
London Road
Norman Cross
Peterborough PE7 3TB

info@tmvarchitects.co.uk
01733 794 795
tmvarchitects.co.uk

Note
Contractors must work only to figured dimensions which are to be checked on site, any discrepancies are to be reported to the architect before proceeding

All rights described in chapter IV of the copyright, designs and patents act 1988 have been generally asserted

Information contained within this drawing is the sole copyright of TMV Architects and should not be reproduced or imparted to a third party without written permission

Scale Bar
0 1 2 3 4 5

Planning

Drawing Name
Existing Elevations - Sheet 2

Project Name
23 Priory Road
Needingworth

Project No.
1204

Dwg No.
007

Rev.

Scale
1 : 50 @ A1

Drawn
TWT

Date
20.03.25

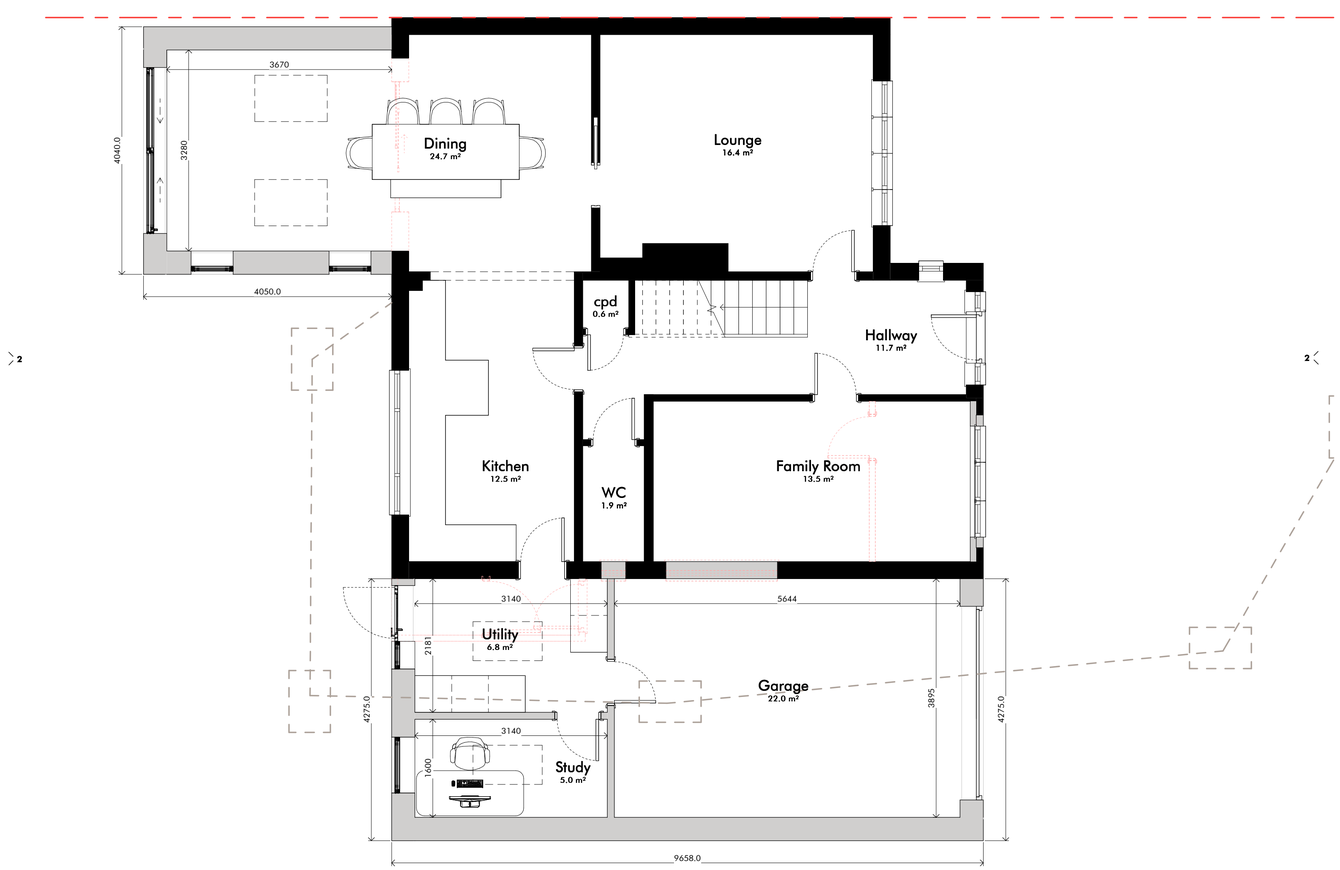

Ground Floor Plan - Proposed

Area Schedule

Floor Level	Area (m2)	Area (sq ft)
Rear Extension	12.0 m²	129.57 ft²
Side Extension	34.7 m²	373.05 ft²
	46.7 m²	502.63 ft²

- Existing Walls
- Infill existing opening
- Proposed Walls
- Principle Entrance
- Demolished Elements

Rev	Drawn	Date	Details
A	TWT	24.03.25	General Update

TMV Architects
The Repeater Station
London Road
Norman Cross
Peterborough PE7 3TB

info@tmvarchitects.co.uk
01733 794 795
tmvarchitects.co.uk

Note

Contractors must work only to figured dimensions which are to be checked on site, any discrepancies are to be reported to the architect before proceeding

All rights described in chapter IV of the copyright, designs and patents act 1988 have been generally asserted

Information contained within this drawing is the sole copyright of TMV Architects and should not be reproduced or imparted to a third party without written permission

Scale Bar

0 0.5 1 1.5 2 2.5

Planning

Drawing Name
Proposed Ground Floor Plan

Project Name
23 Priory Road
Needingworth

Project No.
1204

Dwg No.
008

Rev.
A

Scale
1 : 50 @ A1

Drawn
TWT

Date
20.03.25

Area Schedule

Floor Level	Area (m2)	Area (sq ft)
Rear Extension	12.0 m²	129.57 ft²
Side Extension	34.7 m²	373.05 ft²
	46.7 m²	502.63 ft²

Existing Walls
Infill existing opening
Proposed Walls
Principle Entrance
Demolished Elements

1

2



2

1

First Floor Plan - Proposed

Rev	Drawn	Date	Details
A	TWT	24.03.25	General Update

TMV Architects
The Repeater Station
London Road
Norman Cross
Peterborough PE7 3TB

info@tmvarchitects.co.uk
01733 794 795
tmvarchitects.co.uk

Note
Contractors must work only to figured dimensions which are to be checked on site, any discrepancies are to be reported to the architect before proceeding

All rights described in chapter IV of the copyright, designs and patents act 1988 have been generally asserted

Information contained within this drawing is the sole copyright of TMV Architects and should not be reproduced or imparted to a third party without written permission

Scale Bar
0 0.5 1 1.5 2 2.5

Planning

Drawing Name
Proposed First Floor Plan

Project Name
23 Priory Road
Needingworth

Project No.
1204

Dwg No.
009

Rev.
A

Scale
1 : 50 @ A1

Drawn
TWT

Date
20.03.25



Roof Plan - Proposed

Rev	Drawn	Date	Details
A	TWT	24.03.25	General Update

TMV Architects
The Repeater Station
London Road
Norman Cross
Peterborough PE7 3TB

info@tmvarchitects.co.uk
01733 794 795
tmvarchitects.co.uk

Note
Contractors must work only to figured dimensions which are to be checked on site, any discrepancies are to be reported to the architect before proceeding

All rights described in chapter IV of the copyright, designs and patents act 1988 have been generally asserted

Information contained within this drawing is the sole copyright of TMV Architects and should not be reproduced or imparted to a third party without written permission

Scale Bar
0 0.5 1 1.5 2 2.5

Planning

Drawing Name
Proposed Roof Plan

Project Name
23 Priory Road
Needingworth

Project No.
1204

Dwg No.
010

Rev.
A

Scale
1 : 50 @ A1

Drawn
TWT

Date
20.03.25

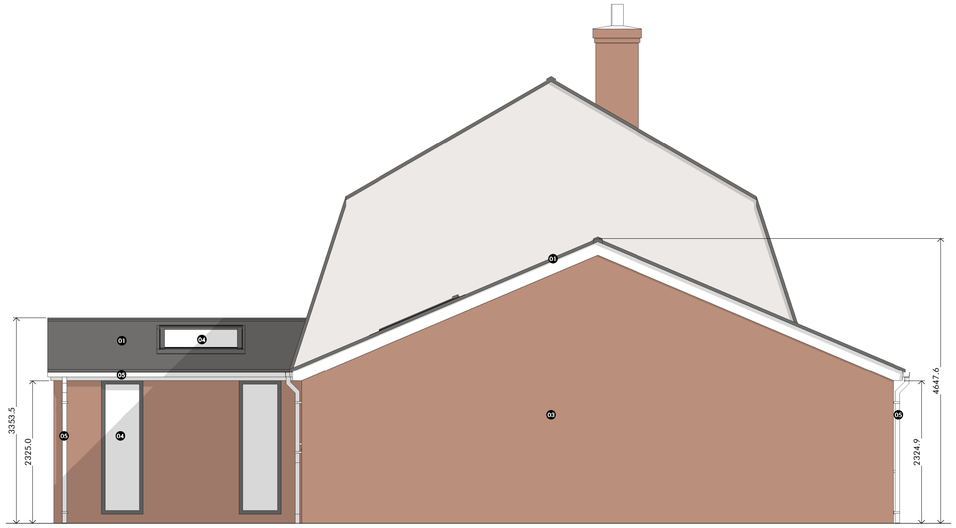

Elevation 1



Elevation 2

Materials

01 Roof Tiles to match existing
02 External composite or UPVC door
03 Brickwork to match existing
04 Aluminium or UPVC Windows
05 UPVC Downpipes and Gutters

Rev	Drawn	Date	Details
A	TWT	24.03.25	General Update

TMV Architects
The Repeater Station
London Road
Norman Cross
Peterborough PE7 3TB

info@tmvarchitects.co.uk
01733 794 795
tmvarchitects.co.uk

Note
Contractors must work only to figured dimensions which are to be checked on site, any discrepancies are to be reported to the architect before proceeding

All rights described in chapter IV of the copyright, designs and patents act 1988 have been generally asserted

Information contained within this drawing is the sole copyright of TMV Architects and should not be reproduced or imparted to a third party without written permission

Scale Bar
0 0.5 1 1.5 2 2.5

Planning

Drawing Name
Proposed Elevations - Sheet 1

Project Name
23 Priory Road
Needingworth

Project No.
1204

Dwg No.
011

Rev.
A

Scale
1 : 50 @ A1

Drawn
TWT

Date
20.03.25

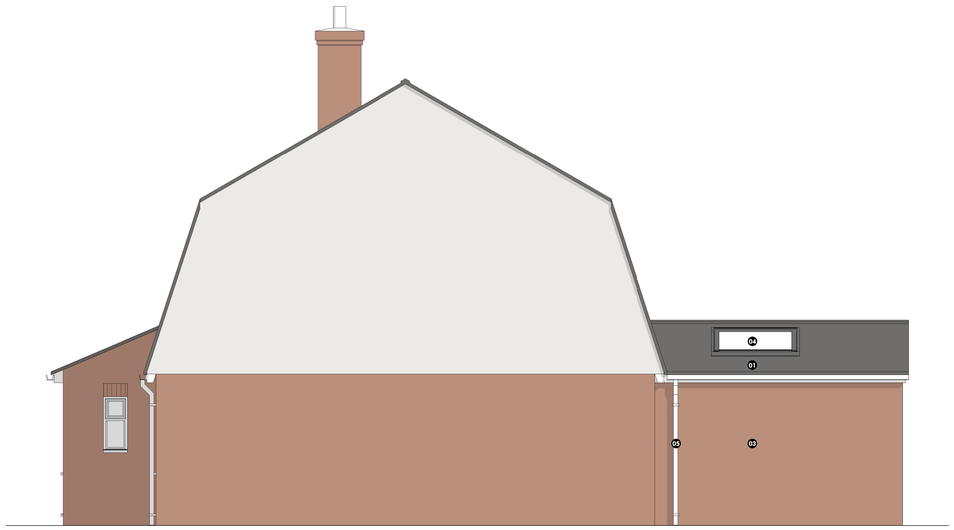

Elevation 3



Elevation 4

Materials

01 Roof Tiles to match existing
02 External composite or UPVC door
03 Brickwork to match existing
04 Aluminium or UPVC Windows
05 UPVC Downpipes and Gutters

Rev	Drawn	Date	Details
A	TWT	24.03.25	General Update

TMV Architects
The Repeater Station
London Road
Norman Cross
Peterborough PE7 3TB

info@tmvarchitects.co.uk
01733 794 795
tmvarchitects.co.uk

Note
Contractors must work only to figured dimensions which are to be checked on site, any discrepancies are to be reported to the architect before proceeding

All rights described in chapter IV of the copyright, designs and patents act 1988 have been generally asserted

Information contained within this drawing is the sole copyright of TMV Architects and should not be reproduced or imparted to a third party without written permission

Scale Bar
0 0.5 1 1.5 2 2.5

Planning

Drawing Name
Proposed Elevations - Sheet 2

Project Name
23 Priory Road
Needingworth

Project No.
1204

Dwg No.
012

Rev.
A

Scale
1 : 50 @ A1

Drawn
TWT

Date
20.03.25

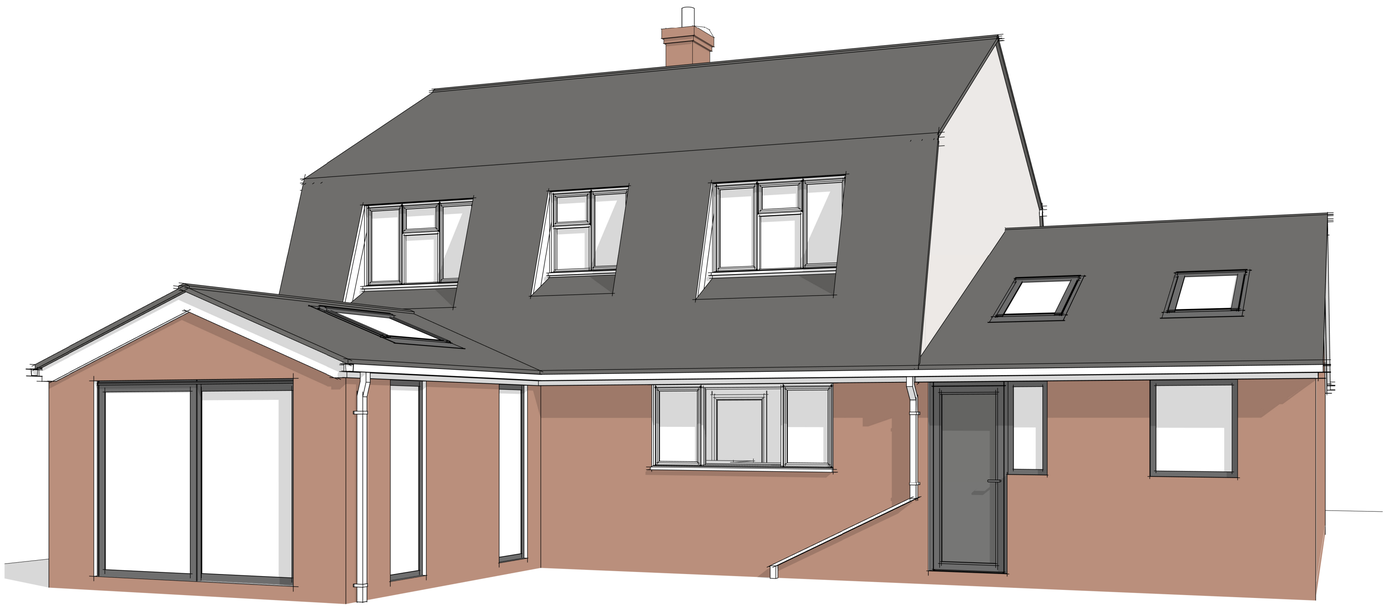

3D View 1



3D View 2

TMV Architects
The Repeater Station
London Road
Norman Cross
Peterborough PE7 3TB

info@tmvarchitects.co.uk
01733 794 795
tmvarchitects.co.uk