DO NOT SCALE

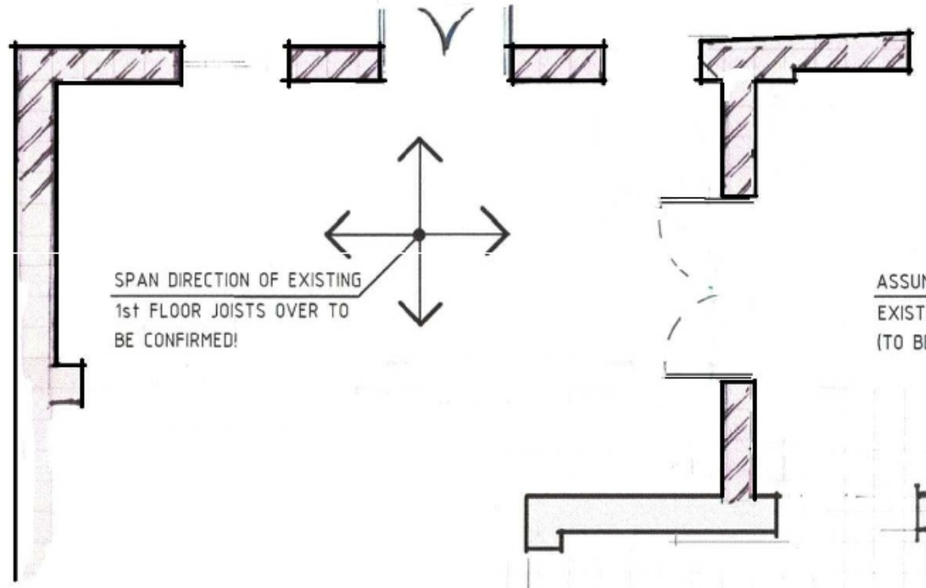

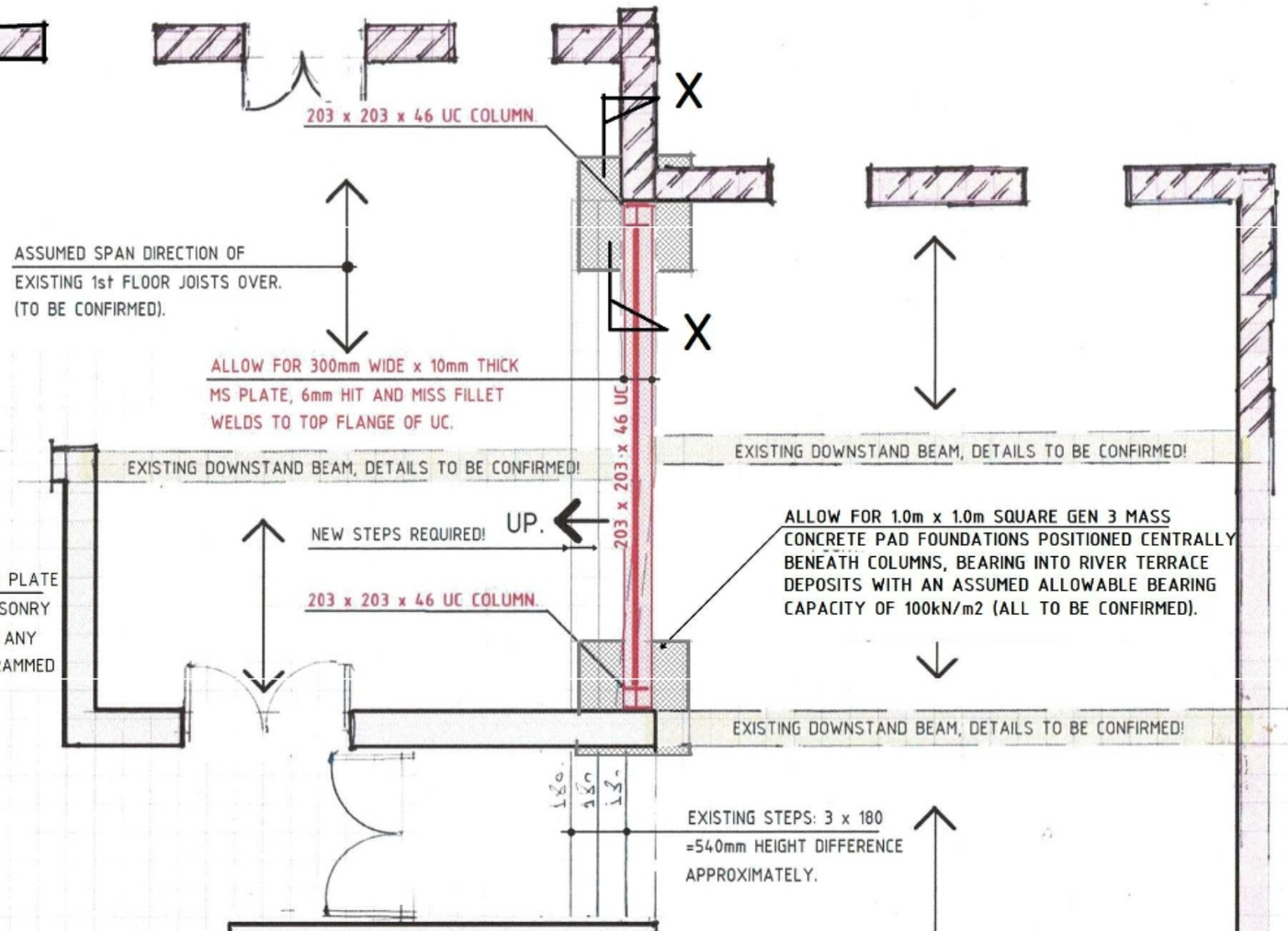

ALLOW FOR 1.0m x 1.0m SQUARE GEN 3 MASS CONCRETE PAD FOUNDATIONS POSITIONED CENTRALLY BENEATH COLUMNS, BEARING INTO RIVER TERRACE DEPOSITS WITH AN ASSUMED ALLOWABLE BEARING CAPACITY OF 100kN/m2 (ALL TO BE CONFIRMED).

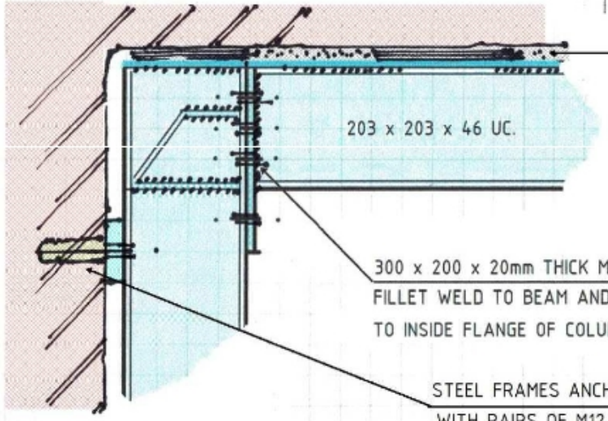

PIN UP TIGHTLY BETWEEN STEEL PLATE AND UNDERSIDE OF EXISTING MASONRY USING SLATE SHIMS. DRY PACK ANY GAPS WITH SEMI-DRY MORTAR RAMMED TIGHTLY INTO PLACE.

300 x 200 x 20mm THICK MS END PLATE, 8mm FULL PROFILE FILLET WELD TO BEAM AND 8No. M20 DIA. GRADE 8.8 BOLTS TO INSIDE FLANGE OF COLUMN.

STEEL FRAMES ANCHORED TO EXISTNG WALL WITH PAIRS OF M12 DIA. THREADED STUDS SET IN K-KEMii RESIN (RAWL FIXINGS). PROVIDE 400 x 100 x 15mm THICK MS FLAG PLATES WELDED TO COLUMN FLANGE AT 450 VERT. CENTRES (6mm FILLET WELDS).

300 SQUARE x 15mm THICK MS BASE PLATES, 8mm FULL PROFILE FILLET WELD TO BASE OF COLUMN.

SECTION X - X. (1:10).

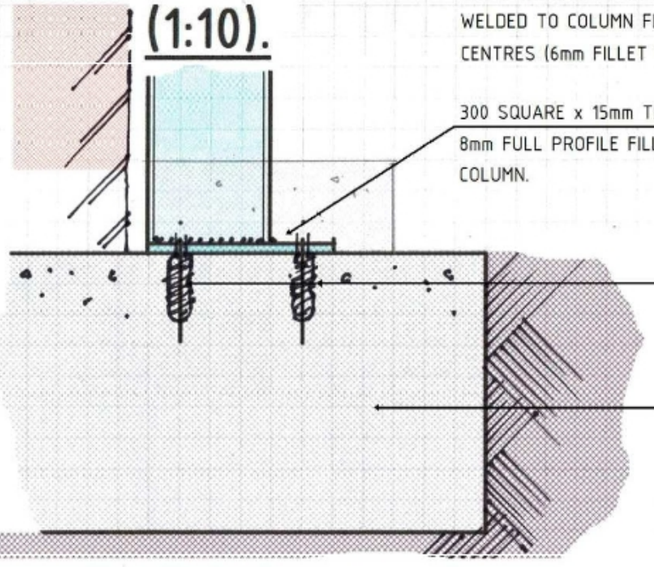

4No. M20 DIA. THREADED STUDS SET IN R-CAS RESIN (RAWL FIXINGS) INTO MASS CONCRETE PAD FOUNDATION.

ALLOW FOR MINIMUM 1.0m SQUARE x 0.5m THICK GEN 3 MASS CONCRETE PAD FOUNDATION TO PENETRATE ALL SOFT GROUND AND BEAR INTO ANTICIPATED SANDS AND GRAVELS (RIVER TERRACE DEPOSITS) WITH AN ASSUMED ALLOWABLE BEARING PRESSURE OF AT LEAST 100kN/m2 (TO BE CONFIRMED BY TRIAL HOLE INSPECTION).

GROUND FLOOR PLAN SHOWING STRUCTURAL FRAMING OVER. (1:50).

Revision	Description	Date	Drawn
A	REVISED TO SUIT PROPOSED SCHEME.	13/10/2025	D. STARK

Project: THE OLD BRIDGE HOTEL, HIGH STREET, HUNTINGDON.	Drawing No: 11641/SK01 A
Drawing: GROUND FLOOR SHOWING STRUCTURAL FRAMING OVER.	Date: 27th JUNE 2024
	Scale: 1:50/10 AT A3
Client: THE CHESTNUT GROUP.	Drawn: D. STARK
	Checked:

BRETT DESIGN PARTNERSHIP
CONSULTING ENGINEERS
4 MAIDEN WAY
HADLEIGH
IPSWICH
SUFFOLK
IP7 5EH
Tel/Fax: 01473 822047
Email: info@brettdesignpartnership.co.uk

Copyright © Brett Design Partnership