

SOUTH ELEVATION

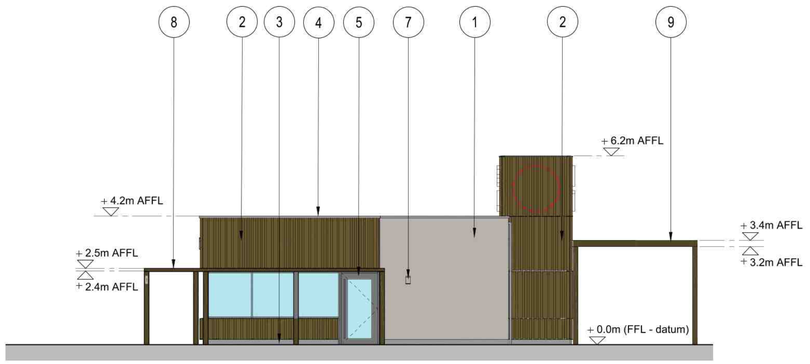

EAST ELEVATION

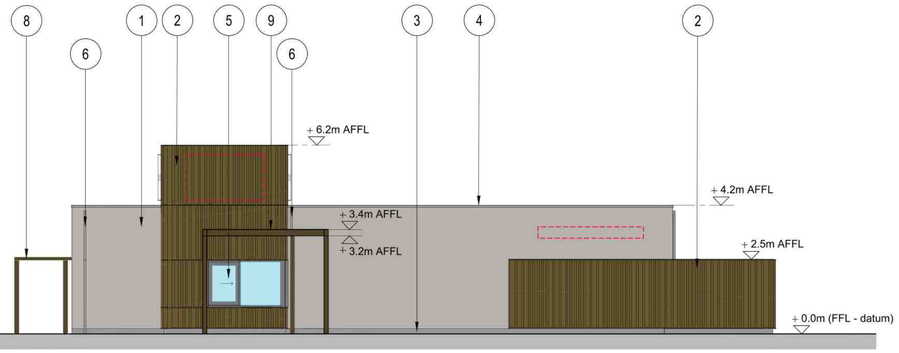

NORTH ELEVATION

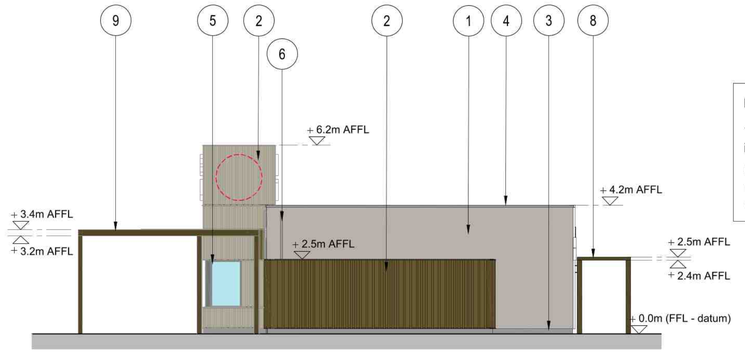

WEST ELEVATION

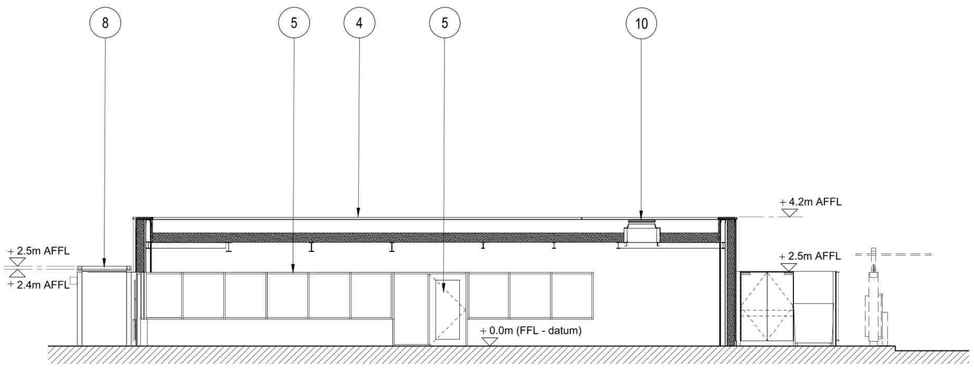

SECTION A-A

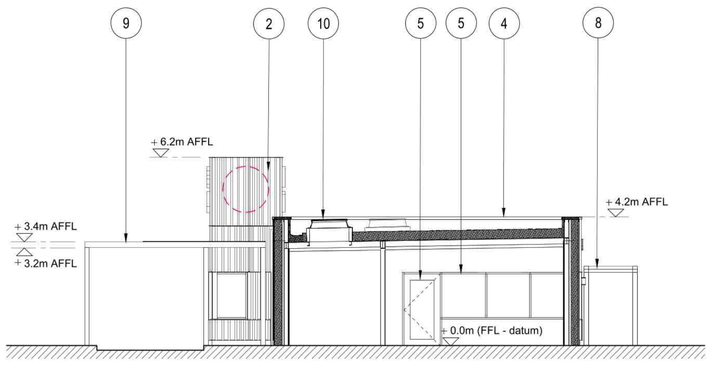

SECTION B-B

© Mountford Pigott LLP 2024 Reproduction in whole or in part by any means is prohibited without the prior permission of Mountford Pigott LLP.

This drawing is only to the stated scale if it is printed correctly. MPLLP cannot accept responsibility for the incorrect scaling of drawings printed by third parties.

All dimensions are in mm unless otherwise stated.

If this drawing forms part of an application for planning permission on behalf of the applicant named below, it shall not be used for any other purpose without the express permission of Mountford Pigott LLP.

This drawing may incorporate information from other professionals. Mountford Pigott LLP cannot accept responsibility for the integrity and accuracy of such information.

This drawing is not suitable for construction. Design development is required in order to comply with Building Regulations requirements.

LIST OF INFORMANTS :

OS LICENCE CM-1433095-1681-020524
ADOPTED PUBLIC HIGHWAY PLAN CCC626374684
LESLIE JONES ARCHITECTURE REF: 3884 STARBUCKS EMEA DT
-
-

REVISIONS	DATE	DRN	REV
FIRST ISSUE	02.10.24	DT	P01
GENERAL UPDATE	14.05.25	DT	P02

MATERIAL SCHEDULE :

1. SILICONE RENDER - COLOUR OFF WHITE (LIGHT GREY);
2. TEXTURED TIMBER CLADDING WITH 69x69mm STAINED ACCOYA BATTENS ON STAINED TRICOYA MDF BOARD - COLOUR DARK BROWN;
3. PPC ALUMINIUM PLINTH - FINISH COLOUR RAL 7030;
4. PPC ALUMINIUM COPING - FINISH COLOUR RAL 7030;
5. PPC ALUMINIUM FRAMED WINDOWS AND DOORS - FINISH COLOUR RAL 9011, WITH CLEAR SOLAR GLAZING;
6. RAINWATER DOWNPIPE - FINISH COLOUR RAL 7030;
7. WALL MOUNTED EXTERNAL SCONCE LIGHTING;
8. FREE STANDING LOW PERGOLA - DOUGLAS FIR WITH LACQUERED FINISH, INCORPORATING OPAQUE BLACK POLYCARBONATE ROOF TO DOOR CANOPIES;
9. FREE STANDING HIGH PERGOLA - DOUGLAS FIR WITH LACQUERED FINISH, INCORPORATING HALF SOLID OPAQUE BLACK POLYCARBONATE ROOF WITH EXTERNAL PERIMETER LIGHTING FEATURE;
10. POLYCARBONATE ROOFLIGHT;

N o t e s : -

This drawing contains critical information in colour.

Gutters, downpipes and outlets where shown are indicative only and subject to detailed design.

K E Y : -

TENANT'S SIGNAGE ZONES - INDICATIVE

(NOTE: ALL BUILDING SIGNAGE SUBJECT TO SEPARATE ADVERTISEMENT APPLICATION BY TENANT)

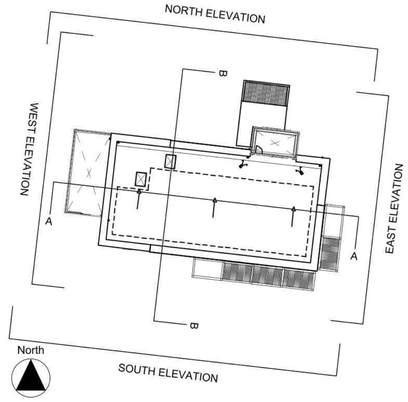

KEY PLAN - NTS

0 1m 2m 3m 4m 5m

MountfordPigott

TOWERFIELDS LEISURE PARK, HUNTINGDON

PROPOSED DRIVE-THRU UNIT ELEVATIONS/ SECTIONS

PROJECT	JOB	ORIGINATOR	TYPE	NUMBER	REVISION
1710	A12	MP	DR	P003	P02

1:100 @ A1
DRAWN BY DT

02.10.2024