PRELIMINARY

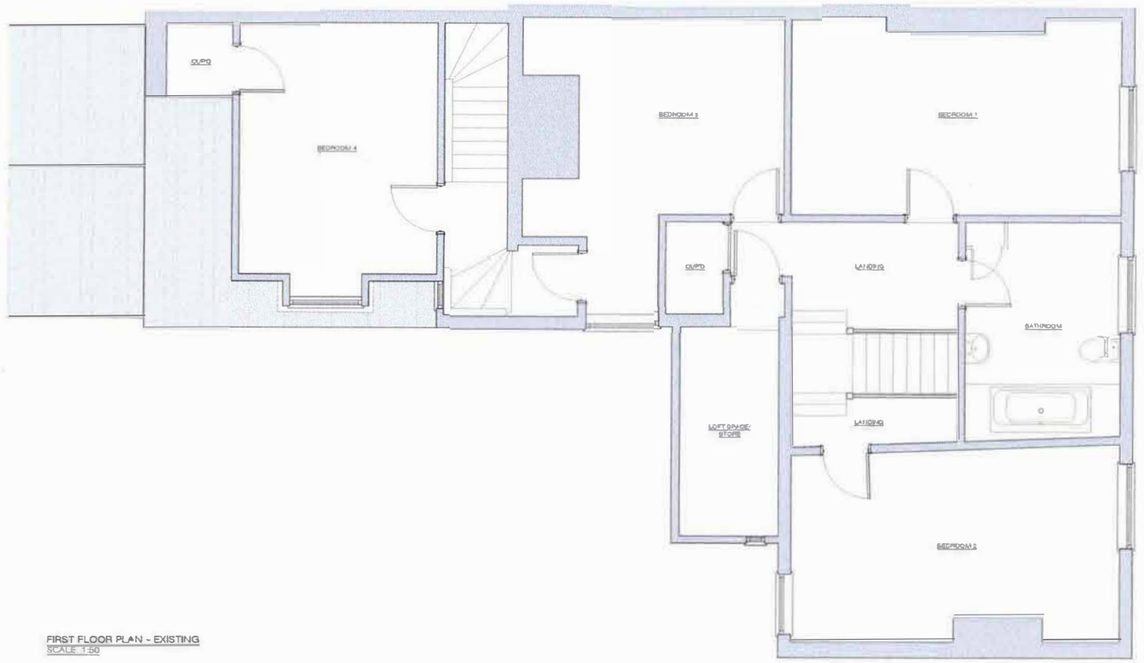

FIRST FLOOR PLAN - EXISTING
SCALE 1:50

NOTES
THIS DOCUMENT IS THE PROPERTY OF J KNIGHT DESIGN LTD AND MAY NOT BE REISSUED, LOANED OR COPIED IN PART OR IN WHOLE WITHOUT WRITTEN PERMISSION © 2023.

IT IS RECOMMENDED THAT INFORMATION BE NOT SCALED OFF THE DRAWING. ALL DIMENSIONS ARE IN MILLIMETRES UNLESS STATED OTHERWISE.

THIS DRAWING SHOULD BE READ IN CONJUNCTION WITH ALL OTHER RELEVANT INFORMATION, SPECIFICATIONS & SCHEDULES.

IF THIS DRAWING IS RECEIVED ELECTRONICALLY, IT IS THE RECIPIENTS RESPONSIBILITY TO PRINT THE DOCUMENT AT THE CORRECT SCALE.

ALL DIMENSIONS TO BE CHECKED ON SITE PRIOR TO COMMENCING WORK AND ANY DISCREPANCIES TO BE ADVISED IMMEDIATELY.

THIS DRAWING IS FOR PRELIMINARY PURPOSES ONLY AND MUST NOT BE USED FOR PLANNING OR CONSTRUCTION.

FOLLOWING THE COMPLETION OF THIS DRAWING STAGE, THE DUTY OF J KNIGHT DESIGN AS PRINCIPAL DESIGNER UNDER THE BUILDING SAFETY ACT 2022 REGULATED BY THE BUILDING SAFETY REGULATOR WILL AUTOMATICALLY BE DISSOLVED

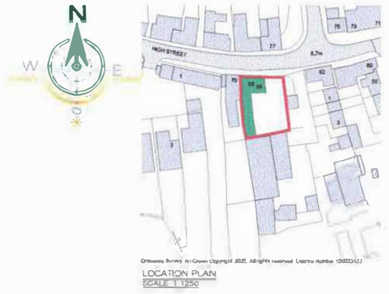

Ordnance Survey © Crown Copyright 2025. All rights reserved. Licence number 100022432

LOCATION PLAN
SCALE 1:1250

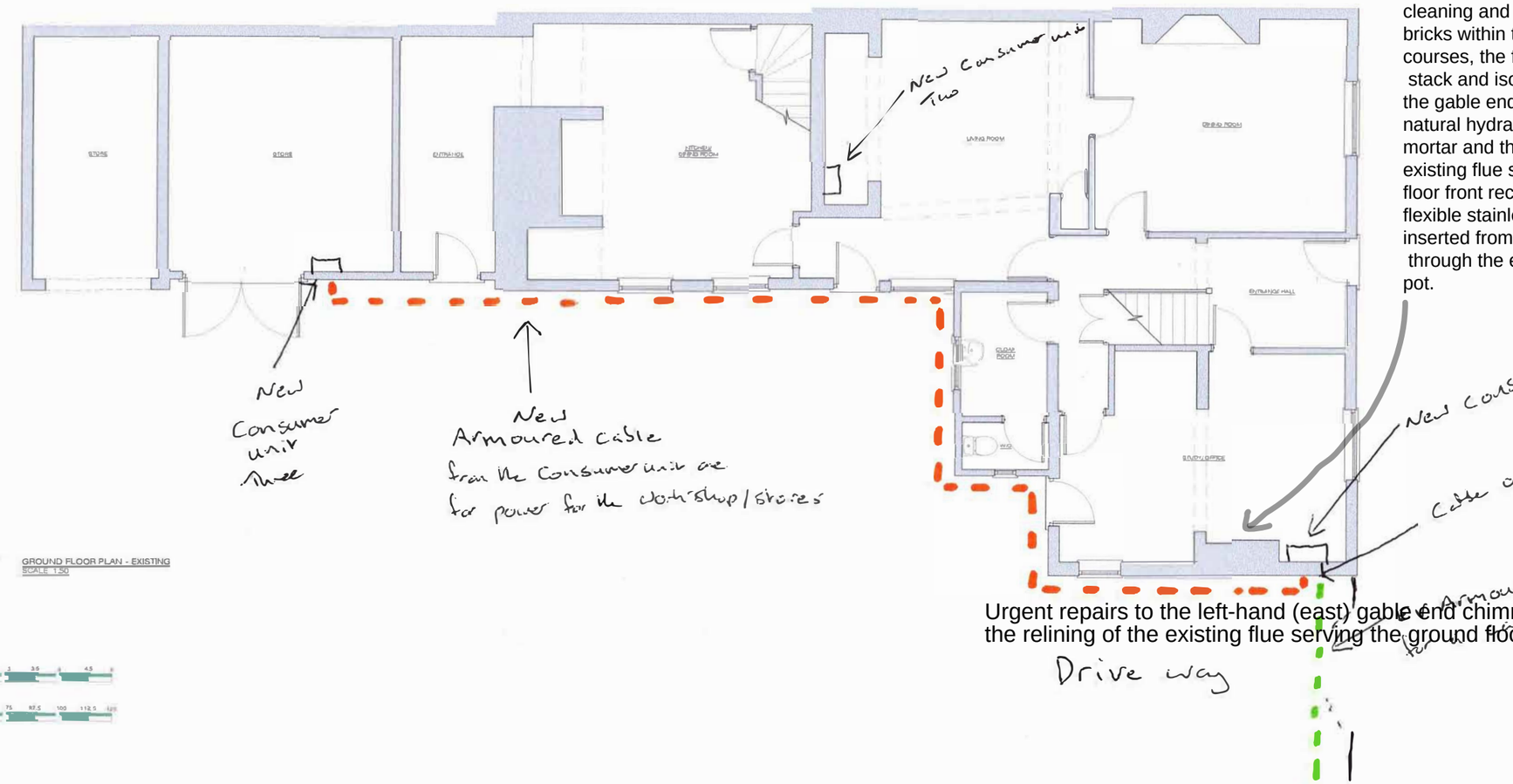

GROUND FLOOR PLAN - EXISTING
SCALE 1:50

Urgent repairs to the left-hand (east) gable end chimney stack, comprising the rebuilding of the missing haunching to the chimney crown, the salvage, cleaning and re-setting of loose bricks within the oversailing courses, the full repointing of the stack and isolated repointing of the gable end wall, all in a natural hydraulic lime (NHL 3.5) mortar and the relining of the existing flue serving the ground floor front reception room with a flexible stainless steel flue liner, inserted from the top of the stack through the existing chimney pot.

Urgent repairs to the left-hand (east) gable end chimney stack, comprising the rebuilding of the missing haunching to the relining of the existing flue serving the ground floor front reception room with a flexible stainless steel

1:50 SCALE BAR
0 0.5 1 1.5 2 2.5 3 3.5 4 4.5 5

1:1250 SCALE BAR
0 12.5 25 37.5 50 62.5 75 87.5 100 112.5 125

REF.	DATE	DESCRIPTION
B	14.10.2025	UPDATED TO REFLECT AS EXISTING COMMENTS FROM CLIENT
P	06.10.2025	UPDATED TO REFLECT AS EXISTING COMMENTS FROM CLIENT

PRELIMINARY

J KNIGHT DESIGN
ARCHITECTURAL SERVICES
T. 01945 474175 E. STUDIO@JKNIGHTDESIGN.COM W. WWW.JKNIGHTDESIGN.COM
21 OLD CHURCH ROAD TERRINGTON ST JOHN WISBECH PE14 7RA

CLIENT INFORMATION
MR & MRS DANSIE
66-68 HIGH STREET
EARITH
HUNTINGDON
PE28 3PN

PROJECT TITLE
PROPOSED DWELLING PLANS TO ASSIST WITH CLIENT SUBMITTED PLANNING APPLICATION

DRAWING INFORMATION
PROPOSED GROUND AND FIRST FLOOR PLAN

@ A1	OCT. 2025	SJK

DRAWING REFERENCE
25049-P001B

CHECKED / ISSUED BY | DATE