Protective Fencing

To be erected prior to the commencement of all works on site, and retained in place throughout construction.

Default specification: To comprise either 2.4m wooden site hoarding; or a 2.3m high scaffolding framework comprising of vertical and horizontal framework, well braced to resist impacts, with uprights to be spaced at a maximum of 3.0m intervals and driven into the ground by a minimum of 600mm. On to this, standard anti-climb welded mesh panels are to be securely fixed to each other with at least two scaffold clamps and to the scaffold framework with wire.

Secondary Specification: To comprise of 2m tall welded mesh panels on rubber or concrete feet. Panels are to be joined together using a minimum of two anti-tamper couplers, installed so that they can only be removed from inside the fence. The panels should be supported on the inner side by stabilizer struts, which should be attached to a base plate and secured with ground pins.

All weather notices should be erected at regular intervals on the weld mesh panels with words such as "Construction exclusion zone - Keep out".

Tree Protection Area

KEEP OUT

Do **not** move this fence

(TOWN & COUNTRY PLANNING ACT 1990)
TREES ENCLOSED BY THIS FENCE ARE PROTECTED BY PLANNING CONDITIONS AND/OR ARE THE SUBJECT OF A TREE PRESERVATION ORDER. CONTRAVENTION OF A TREE PRESERVATION ORDER MAY LEAD TO CRIMINAL PROSECUTION

ANY INCURSION INTO THE PROTECTED AREA MUST BE WITH THE WRITTEN PERMISSION OF THE LOCAL PLANNING AUTHORITY

Arbtech Consulting Limited
Unit 3, Well House Barns, Chester, CH4 0DH
https://arbtech.co.uk, 01244 661170

Ground protection

New temporary ground protection should be capable of supporting any traffic entering or using the site without being distorted or causing compaction of underlying soil.

Temporary surfacing for the contractor parking and footpath access will utilise a cellular confinement system (Cellweb), as detailed in 'Construction' and depicted on Arbtech TPP 01B. This will be removed following completion of the construction works.

Note The ground protection might comprise one of the following:

a) for pedestrian movements only, a single thickness of scaffold boards placed either on top of a driven scaffold frame, as to form a suspended walkway, or on top of a compression-resistant layer (e.g. 100mm depth of woodchip), laid onto a geotextile membrane;

b) for pedestrian-operated plant up to a gross weight of 2t, proprietary inter-linked ground protection boards placed on top of a compression-resistant layer(e.g.150mm depth of woodchip), laid onto a geotextile membrane;

c) for wheeled or tracked construction traffic exceeding 2 t gross weight, an alternative system (e.g. proprietary system or pre-cast reinforced concrete slabs) to an engineering specification designed in conjunction with arboricultural advice, to accommodate the likely loading to which it will be subjected.

For situations other than those described in a) or b), the ground boarding is to be designed by a suitably qualified person to an engineering specification in conjunction with arboricultural advice, to be able to support the expected loading to be placed upon it.

In all cases, the objective of the ground boarding is to avoid compaction of the soil beneath, so that tree root function remains unimpaired.

Construction exclusion zone

A construction exclusion zone (CEZ) is a designated area where there is to be no construction activity what-so-ever. Access to the area for construction personnel or machinery is strictly prohibited and there is no scope for materials or waste storage etc.

Supervised demolition

Hard surfacing:
Removal of and or replacement of hard surfacing situated either partially or completely within the RPAs of retained trees shall be undertaken with care and under the direct on-site arboricultural supervision as these areas are likely to contain roots.
Where this is necessary the wearing course will be broken up using a hand held pneumatic breaker, hand tools and a wheel barrow to break up and remove the surfacing. If it is necessary to remove the sub base this is to be undertaken using hand tools such as a fork to loosen the material and removed using shovels and wheels barrows.
In some situations and at the discretion of the arborist it may be possibly to use an excavator using a hydraulic breaker and suitably sized toothless grading bucket. If an excavator is to be used it must be situated outside of the RPAs, on top of the hard surfacing working away from the RPAs or from ground boarding.
Which ever system is used the is to be **NO** disturbance of the soil beneath. If roots are found they are to be covered over with damp hessian and a layer of either sharp sand, wood chip or top soil to prevent desiccation.
Structures:
Demolition of existing structures and foundations situated either partially or completely within RPAs of retained trees shall be undertaken with care and under the direct on-site arboricultural supervision as these areas are likely to contain roots.
Where it is necessary for the foundations to be removed they are to only be removed where critical to the proposed development and to the minimum depth required. The foundations will be broken up using a hand held pneumatic breaker, hand tools and a wheel barrow to break up and remove the surfacing. In some situations and at the discretion of the arborist it may be possibly to use an excavator using a hydraulic breaker and suitably sized toothless grading bucket. If an excavator is to be used it must be situated outside of the RPAs, on top of the hard surfacing working away from the RPAs or from ground boarding. If it is likely that there will be any collapse of the soil within the rooting environment excavation is to be stopped immediately and the trench is to be shored up to prevent loss of the rooting environment.
Which ever system is used there is to be **NO** disturbance of the soil on the tree side of the foundations. If roots are found they are to be covered over with damp hessian and a layer of either sharp sand, wood chip or top soil to prevent desiccation.

'No Dig' Surfacing

Multi-dimmensional confinement system
Existing vegetation may be removed with hand tools or sprayed with an approved non residual herbicide such as 'Glyphosate'. The new hard surfacing will be constructed using a 'No Dig' surfacing situated entirely above the existing soil surface and where needed using a proprietary cellular confinement system (GeoWeb or similar) laid over a bi-axel geo-grid (tensar TriAx or similar). Prior to this any small hollows on the surface may be filled with clean sharp sand (not builders sand) to a maximum depth of 150mm. The 'GeoWeb' is to be back filled by hand with a no-fines aggregate of 20mm - 30mm. The area of 'GeoWeb' will be covered with a permeable geotextile fabric and the finished wearing course laid on top. Edge supports of an appropriate size and strength should be set above ground level and secured with haunching or steel pins driven into the ground, the outer edge of the supports may be banked up with clean top soil.
NB. The use of a multi-dimensional confinement system will affect the finished level of the hard surfacing by raising the levels and needs to be taken into consideration when designing foundations and setting the finished floor levels of adjacent buildings.

Replacement Surfacing

Removal of and or replacement of hard surfacing situated either partially or completely within the RPAs of retained trees shall be undertaken with care and under the direct on-site arboricultural supervision as these areas are likely to contain roots.
Where this is necessary the wearing course will be broken up using a hand held pneumatic breaker, hand tools and a wheel barrow to break up and remove the surfacing. In some situations and at the discretion of the arborist it may be possibly to use an excavator using a hydraulic breaker and suitably sized toothless grading bucket. If an excavator is to be used it must be situated outside of the RPAs, on top of the hard surfacing working away from the RPAs or from ground boarding.
Which ever system is used the is to be **NO** disturbance of the soil beneath. If roots are found they are to be covered over with damp hessian and a layer of either sharp sand, wood chip or top soil to prevent desiccation.
Replacement hard surfacing to be situated within the RPAs of retained trees is to be designed in conjunction with arboricultural advice to accommodate the likely loading. The design should not require excavation below the existing subbase and the construction will be situated entirely above the existing ground level.

Supervised Excavation

All excavations within and immediately adjacent to RPAs are to be undertaken under direct on-site arboricultural supervision.

Any roots that are to be cut will be cleanly severed by the project arboricultural using a suitable hand saw or secateurs. The edge of all excavation closest to the retained trees will be covered over with damp hessian to prevent drying out, and where necessary be shuttered to prevent soil collapse or contamination by concrete.
If appropriate soil beneath the depth of the excavation may be sheet piled, regular piled or have individual piles installed.

Manual excavation:
Excavations within the RPAs will be initially undertaken by hand under direct on-site arboricultural supervision to a minimum of 600mm deep (to be confirmed by the project arboriculturist), whether its is for proposed foundations, hard surfacing or underground services. The soil is to be loosened with the use of a fork or pick and or air-spade and then cleared with a shovel and or the aid of an air-spade and air-vac.

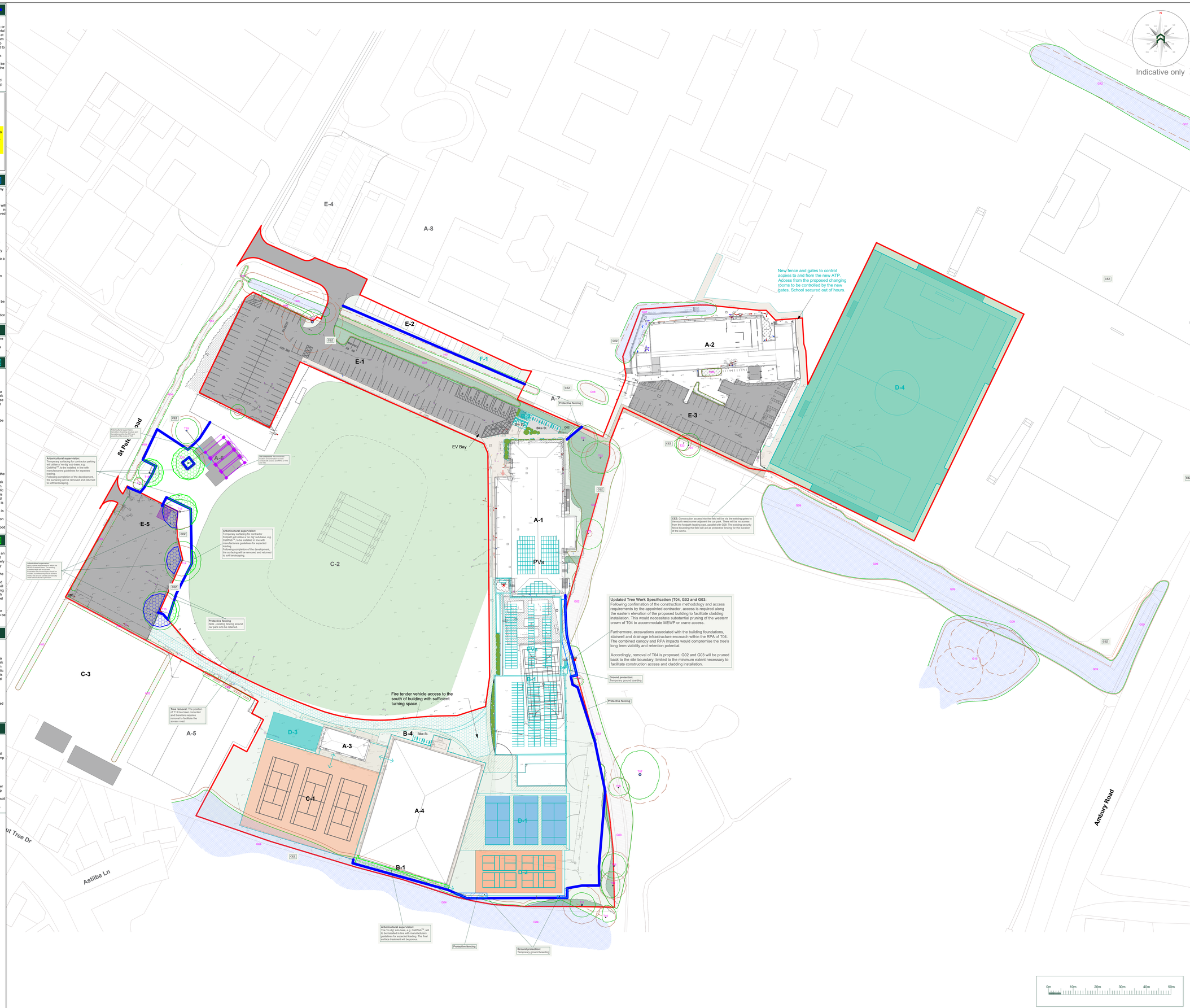

Tree Work Schedule

No.	Species	Works	Category
T04	Field Maple	Fell to ground level, remove stump	B2
T13	Mountain Ash	Fell to ground level, remove stump	U
T14	Common Ash	Prune - crown lift: 1) 2m above the contractor footpath (east aspect) 2) 5m above car park (west aspect)	C2
T15	Common Ash	Prune – crown lift: 1) 2m above the contractor footpath (east aspect) 2) 5m above car park/ haul route (south & west aspect)	C2
T16	Common Ash	Prune - crown lift: 1) 2m above the contractor footpath (north & east aspect) 2) 5m above car park (south west aspect)	C2
T20	Silver Birch	Prune, to facilitate demolition	B2
G02	Various	Partial fell; remove section to north of group, as shown on AIA plan.	C2
G02	Various	Prune, back to the boundary line to facilitate construction access for the new extension.	C2
G03	Various	Partial fell; remove section to facilitate extension as shown on AIA plan.	C2
G03	Various	Prune, back to the boundary line to facilitate construction access for the new extension.	C2
G04	Various	Prune, to facilitate installation of new footpath around the tennis dome.	B2
G05	Various	Fell to ground level, remove stumps	C2
H01	Various	Prune lateral spread to north to facilitate car park alterations.	C2
H02	Various	Prune to facilitate haul road.	C2
H03	Various	Partial fell; approx 3m section to facilitate temporary pedestrian access.	C2

All tree work is to be undertaken in accordance with British Standard BS 3998:2010 Tree work - Recommendations
All arising's are to be removed and the site is to be left as found. Care is to be taken of the ground around retained trees to make sure that it does not become compacted as a result of tree surgery operations. No equipment or vehicles such as timber lorries, tractors, excavators or cranes shall be parked or driven beneath the crowns of any retained trees, to prevent subsequent compaction and root death.

Arboricultural Supervision

The arboricultural consultant will be required to attend site to directly supervise all demolition and construction works that have to be undertaken within the root protection areas. This will include:
1. Pre-commencement site meeting.
2. Location of protective measures including supervised installation of temporary 'no-dig' surfacing and replacement surfacing around compound and haul route.
3. Supervised demolition of building adjacent to T20
4. Installation of 'No Dig' hard surfacing within the RPAs of group no. G04
5. Any demolition and or excavations within or adjacent to RPAs, including foundations, hard surfacing or underground services (a non-exhaustive list).
6. Arboricultural sign off and removal of protective measures.

Arboricultural Method Statement

Please refer to Arbtech Consulting Ltd. Tree Schedule and Arboricultural Method Statement, for full details on all surveyed trees and how all aspects of the the development maybe implemented without determent to retained trees.

Rev:	Date:	Notes:
A	26-01-26	Additional survey area included.
B	28-08-26	Specifications updated to reflect detailed construction logistics.

arbtech
Unit 3, Well House Barns, Chester, CH4 0DH
https://arbtech.co.uk, 01244 661170

Project:
One Leisure Huntingdon,
St Peters Road,
Huntingdon,
PE29 7DA

Client:
Curo Construction

Drawing:
Tree Protection Plan

Based on:
2103-SBA-XX-XX-DR-A-0202 P04

Drawing No:	Rev:
Arbtech TPP 01 (Overview)	B
Date: Dec 2025	Scale: 1:500 @ A0
	Drawn: EK

Key:

Tree Nos.:	T01	Tree Canopies:		Trunks:	
RPAs:		Category 'U' trees:		Category 'B' trees:	
Category 'B' groups:		Category 'C' trees:		Category 'C' groups:	
Existing Site: (Topo):		Proposed Site:		Trees to be removed:	G02
Protective fencing:		Ground boarding:		Arboricultural supervision - Demolition:	
Arboricultural supervision - 'No Dig' H/S:					

All dimensions should be checked on site. No dimensions are to be scaled from this drawing.
Copyright © This drawing remains the property of Arbtech Consulting Ltd. cannot be held responsible for inaccuracies in the base drawing in which this plan is based.
This drawing is designed to reflect the principles of the layout or design only, and relates only to the protection of trees.
This drawing is not to be read as a definitive part of the engineering or construction designs or method statement. An architect or structural engineer should be contacted over any matters of construction, detailing or specification that may any standards or regulatory requirements relating to proposed structures, hard surfacing or underground services.
This drawing was produced in colour - a monochrome copy should not be relied upon.

© Arbtech Consulting Ltd, 2025

Protective Fencing

To be erected prior to the commencement of all works on site, and retained in place throughout construction.

Default specification: To comprise either 2.4m wooden site hoarding; or a 2.3m high scaffolding framework comprising of vertical and horizontal framework, well braced to resist impacts, with uprights to be spaced at a maximum of 3.0m intervals and driven into the ground by a minimum of 600mm. On to this, standard anti-climb welded mesh panels are to be securely fixed to each other with at least two scaffold clamps and to the scaffold framework with wire.

Secondary Specification: To comprise of 2m tall welded mesh panels on rubber or concrete feet. Panels are to be joined together using a minimum of two anti-tamper couplers, installed so that they can only be removed from inside the fence. The panels should be supported on the inner side by stabilizer struts, which should should be attached to a base plate and secured with ground pins.

All weather notices should be erected at regular intervals on the weld mesh panels with words such as "Construction exclusion zone - Keep out".

Tree Protection Area

KEEP OUT

Do **not** move this fence

(TOWN & COUNTRY PLANNING ACT 1990)
TREES ENCLOSED BY THIS FENCE ARE PROTECTED BY PLANNING CONDITIONS AND/OR ARE THE SUBJECT OF A TREE PRESERVATION ORDER. CONTRAVENTION OF A TREE PRESERVATION ORDER MAY LEAD TO CRIMINAL PROSECUTION

ANY INCURSION INTO THE PROTECTED AREA MUST BE WITH THE WRITTEN PERMISSION OF THE LOCAL PLANNING AUTHORITY

Arbtech Consulting Limited
Unit 3, Well House Barn, Chester, CH4 0DH
https://arbtech.co.uk, 01244 661170

Ground protection

New temporary ground protection should be capable of supporting any traffic entering or using the site without being distorted or causing compaction of underlying soil.

Temporary surfacing for the contractor parking and footpath access will utilise a cellular confinement system (Cellweb), as detailed in 'Construction' and depicted on Arbtech TPP 01B. This will be removed following completion of the construction works.

Note The ground protection might comprise one of the following:

a) for pedestrian movements only, a single thickness of scaffold boards placed either on top of a driven scaffold frame, as to form a suspended walkway, or on top of a compression-resistant layer (e.g. 100mm depth of woodchip), laid onto a geotextile membrane;

b) for pedestrian-operated plant up to a gross weight of 2t, proprietary inter-linked ground protection boards placed on top of a compression-resistant layer(e.g.150mm depth of woodchip), laid onto a geotextile membrane;

c) for wheeled or tracked construction traffic exceeding 2 t gross weight, an alternative system (e.g. proprietary system or pre-cast reinforced concrete slabs) to an engineering specification designed in conjunction with arboricultural advice, to accommodate the likely loading to which it will be subjected.

For situations other than those described in a) or b), the ground boarding is to be designed by a suitably qualified person to an engineering specification in conjunction with arboricultural advice, to be able to support the expected loading to be placed upon it.

In all cases, the objective of the ground boarding is to avoid compaction of the soil beneath, so that tree root function remains unimpaired.

Construction exclusion zone

A construction exclusion zone (CEZ) is a designated area where there is to be no construction activity what-so-ever. Access to the area for construction personnel or machinery is strictly prohibited and there is no scope for materials or waste storage etc.

Supervised demolition

Hard surfacing:
Removal of and or replacement of hard surfacing situated either partially or completely within the RPAs of retained trees shall be undertaken with care and under the direct on-site arboricultural supervision as these areas are likely to contain roots.
Where this is necessary the wearing course will be broken up using a hand held pneumatic breaker, hand tools and a wheel barrow to break up and remove the surfacing. If it is necessary to remove the sub base this is to be undertaken using hand tools such as a fork to loosen the material and removed using shovels and wheels barrows.
In some situations and at the discretion of the arborist it may be possibly to use an excavator using a hydraulic breaker and suitably sized toothless grading bucket. If an excavator is to be used it must be situated outside of the RPAs, on top of the hard surfacing working away from the RPAs or from ground boarding.
Which ever system is used the is to be **NO** disturbance of the soil beneath. If roots are found they are to be covered over with damp hessian and a layer of either sharp sand, wood chip or top soil to prevent desiccation.
Structures:
Demolition of existing structures and foundations situated either partially or completely within RPAs of retained trees shall be undertaken with care and under the direct on-site arboricultural supervision as these areas are likely to contain roots.
Where it is necessary for the foundations to be removed they are to only be removed where critical to the proposed development and to the minimum depth required. The foundations will be broken up using a hand held pneumatic breaker, hand tools and a wheel barrow to break up and remove the surfacing. In some situations and at the discretion of the arborist it may be possibly to use an excavator using a hydraulic breaker and suitably sized toothless grading bucket. If an excavator is to be used it must be situated outside of the RPAs, on top of the hard surfacing working away from the RPAs or from ground boarding. If it is likely that there will be any collapse of the soil within the rooting environment excavation is to be stopped immediately and the trench is to be shored up to prevent loss of the rooting environment.
Which ever system is used there is to be **NO** disturbance of the soil on the tree side of the foundations. If roots are found they are to be covered over with damp hessian and a layer of either sharp sand, wood chip or top soil to prevent desiccation.

'No Dig' Surfacing

Multi-dimmensional confinement system
Existing vegetation may be removed with hand tools or sprayed with an approved non-residual herbicide such as 'Glyphosate'. The new hard surfacing will be constructed using a 'No Dig' surfacing situated entirely above the existing soil surface and where needed using a proprietary cellular confinement system (GeoWeb or similar) laid over a bi-axel geo-grid (tensar TriAx or similar). Prior to this any small hollows on the surface may be filled with clean sharp sand (not builders sand) to a maximum depth of 150mm. The 'GeoWeb' is to be back filled by hand with a no-fines aggregate of 20mm - 30mm. The area of 'GeoWeb' will be covered with a permeable geotextile fabric and the finished wearing course laid on top. Edge supports of an appropriate size and strength should be set above ground level and secured with haunching or steel pins driven into the ground. the outer edge of the supports may be banked up with clean top soil.
NB: The use of a multi-dimensional confinement system will affect the finished level of the hard surfacing by raising the levels and needs to be taken into consideration when designing foundations and setting the finished floor levels of adjacent buildings.

Replacement Surfacing

Removal of and or replacement of hard surfacing situated either partially or completely within the RPAs of retained trees shall be undertaken with care and under the direct on-site arboricultural supervision as these areas are likely to contain roots.
Where this is necessary the wearing course will be broken up using a hand held pneumatic breaker, hand tools and a wheel barrow to break up and remove the surfacing. In some situations and at the discretion of the arborist it may be possibly to use an excavator using a hydraulic breaker and suitably sized toothless grading bucket. If an excavator is to be used it must be situated outside of the RPAs, on top of the hard surfacing working away from the RPAs or from ground boarding.
Which ever system is used the is to be **NO** disturbance of the soil beneath. If roots are found they are to be covered over with damp hessian and a layer of either sharp sand, wood chip or top soil to prevent desiccation.
Replacement hard surfacing to be situated within the RPAs of retained trees is to be designed in conjunction with arboricultural advice to accommodate the likely loading. The design should not require excavation below the existing subbase and the construction will be situated entirely above the existing ground level.

Supervised Excavation

All excavations within and immediately adjacent to RPAs are to be undertaken under direct on-site arboricultural supervision.

Any roots that are to be cut will be cleanly severed by the project arboriculturist using a suitable hand saw or secateurs. The edge of all excavation closest to the retained trees will be covered over with damp hessian to prevent drying out, and where necessary be shuttered to prevent soil collapse or contamination by concrete.
If appropriate soil beneath the depth of the excavation may be sheet piled, regular piled or have individual piles installed.

Manual excavation:
Excavations within the RPAs will be initially undertaken by hand under direct on-site arboricultural supervision to a minimum of 600mm deep (to be confirmed by the project arboriculturist), whether its is for proposed foundations, hard surfacing or underground services. The soil is to be loosened with the use of a fork or pick and or air-spade and then cleared with a shovel and or the aid of an air-spade and air-vac.

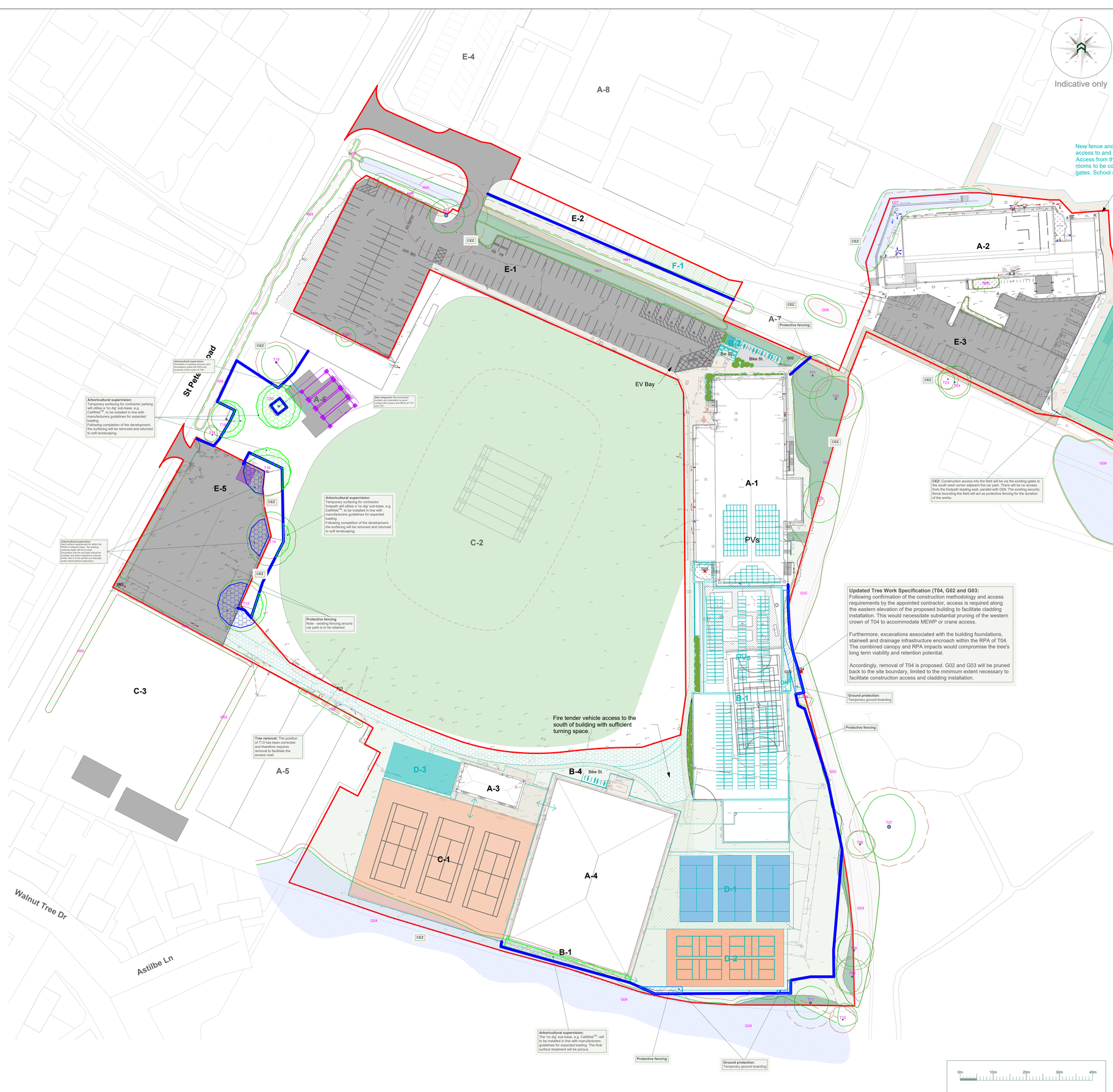

CEZ: Construction access into the field will be via the existing gates to the south west corner adjacent the car park. There will be no access from the footpath leading east, parallel with G09. The existing security fence bounding the field will act as protective fencing for the duration of the works.

Updated Tree Work Specification (T04, G02 and G03:
Following confirmation of the construction methodology and access requirements by the appointed contractor, access is required along the eastern elevation of the proposed building to facilitate cladding installation. This would necessitate substantial pruning of the western crown of T04 to accommodate MEWP or crane access.

Furthermore, excavations associated with the building foundations, stairwell and drainage infrastructure encroach within the RPA of T04. The combined canopy and RPA impacts would compromise the tree's long term viability and retention potential.

Accordingly, removal of T04 is proposed. G02 and G03 will be pruned back to the site boundary, limited to the minimum extent necessary to facilitate construction access and cladding installation.

Tree Work Schedule

No.	Species	Works	Category
T04	Field Maple	Fell to ground level, remove stump	B2
T13	Mountain Ash	Fell to ground level, remove stump	U
T14	Common Ash	Prune - crown lift: 1) 2m above the contractor footpath (east aspect) 2) 5m above car park (west aspect)	C2
T15	Common Ash	Prune - crown lift: 1) 2m above the contractor footpath (east aspect) 2) 5m above car park/ haul route (south & west aspect)	C2
T16	Common Ash	Prune - crown lift: 1) 2m above the contractor footpath (north & east aspect) 2) 5m above car park (south west aspect)	C2
T20	Silver Birch	Prune, to facilitate demolition	B2
G02	Various	Partial fell; remove section to north of group, as shown on AIA plan.	C2
G02	Various	Prune, back to the boundary line to facilitate construction access for the new extension.	C2
G03	Various	Partial fell; remove section to facilitate extension as shown on AIA plan.	C2
G03	Various	Prune, back to the boundary line to facilitate construction access for the new extension.	C2
G04	Various	Prune, to facilitate installation of new footpath around the tennis dome.	B2
G05	Various	Fell to ground level, remove stumps	C2
H01	Various	Prune lateral spread to north to facilitate car park alterations.	C2
H02	Various	Prune to facilitate haul road.	C2
H03	Various	Partial fell; approx 3m section to facilitate temporary pedestrian access.	C2

All tree work is to be undertaken in accordance with British Standard BS 3998:2010 Tree work - Recommendations.
All arising's are to be removed and the site is to be left as found.
Care is to be taken of the ground around retained trees to make sure that it does not become compacted as a result of tree surgery operations. No equipment or vehicles such as timber lorries, tractors, excavators or cranes shall be parked or driven beneath the crowns of any retained trees, to prevent subsequent compaction and root death.

Arboricultural Supervision

The arboricultural consultant will be required to attend site to directly supervise all demolition and construction works that have to be undertaken within the root protection areas. This will include:
1. Pre-commencement site meeting.
2. Location of protective measures including supervised installation of temporary 'no-dig' surfacing and replacement surfacing around compound and haul route.
3. Supervised demolition of building adjacent to T20
4. Installation of 'No Dig' hard surfacing within the RPAs of group no. G04
5. Any demolition and or excavations within or adjacent to RPAs, including foundations, hard surfacing or underground services (a non-exhaustive list).
6. Arboricultural sign off and removal of protective measures.

Arboricultural Method Statement

Please refer to Arbtech Consulting Ltd. Tree Schedule and Arboricultural Method Statement, for full details on all surveyed trees and how all aspects of the the development maybe implemented without determent to retained trees.

Sheet Layout

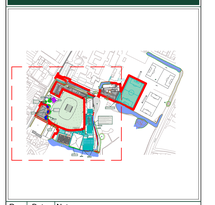

Rev:	Date:	Notes:
A	26-01-26	Additional survey area included.
B	28-08-26	Specifications updated to reflect detailed construction logistics.

arbtech
Unit 3, Well House Barns, Chester, CH4 0DH
https://arbtech.co.uk, 01244 661170

Project:
One Leisure Huntingdon,
St Peters Road,
Huntingdon,
PE29 7DA

Client:
Curo Construction

Drawing:
Tree Protection Plan

Based on:
2103-SBA-XX-XX-DR-A-0202 P04

Drawing No:	Rev:
Arbtech TPP 01 (Sheet 1 of 2)	B
Date: Dec 2025	Scale: 1:400 @ A0
Drawn: EK	

Key:

Tree Nos.:	T01	Tree Canopies:		Trunks:	
RPAs:		Category 'U' trees:		Category 'B' trees	
Category 'B' groups:		Category 'C' trees:		Category 'C' groups:	
Existing Site (Topo):		Proposed Site:		Trees to be removed:	G02
Protective fencing:		Ground boarding:		Arboricultural supervision - Demolition:	
Arboricultural supervision - 'No Dig' HS:					

0m 10m 20m 30m 40m

All dimensions should be checked on site. No dimensions are to be scaled from this drawing. Please notify us of any discrepancies found. Arbtech Consulting Ltd. cannot be held responsible for inaccuracies in any information supplied by third parties.
This drawing is designed to reflect the principles of the layout or design only, and relates only to the protection of retained trees.
This drawing is not to be read as a definitive part of the engineering or construction designs or method statement. An architect or structural engineer should be contacted over any matters of construction, detailing or specification and for any standards or regulatory requirements relating to proposed structures, hard surfacing or underground services.
This drawing was produced in colour - a monochrome copy should not be relied upon.

© Arbtech Consulting Ltd, 2025

Protective Fencing

To be erected prior to the commencement of all works on site, and retained in place throughout construction.
Default specification: To comprise either 2.4m wooden site hoarding; or a 2.3m high scaffolding framework comprising of vertical and horizontal framework, well braced to resist impacts, with uprights to be spaced at a maximum of 3.0m intervals and driven into the ground by a minimum of 600mm. On to this, standard anti-climb welded mesh panels are to be securely fixed to each other with at least two scaffold clamps and to the scaffold framework with wire.
Secondary Specification: To comprise of 2m tall welded mesh panels on rubber or concrete feet. Panels are to be joined together using a minimum of two anti-tamper couplers, installed so that they can only be removed from inside the fence. The panels should be supported on the inner side by stabilizer struts, which should should be attached to a base plate and secured with ground pins.
All weather notices should be erected at regular intervals on the weld mesh panels with words such as "Construction exclusion zone - Keep out".

Tree Protection Area
KEEP OUT
Do **not** move this fence

(TOWN & COUNTRY PLANNING ACT 1990)
TREES ENCLOSED BY THIS FENCE ARE PROTECTED BY PLANNING CONDITIONS AND/OR ARE THE SUBJECT OF A TREE PRESERVATION ORDER. CONTRAVENTION OF A TREE PRESERVATION ORDER MAY LEAD TO CRIMINAL PROSECUTION

ANY INCURSION INTO THE PROTECTED AREA MUST BE WITH THE WRITTEN PERMISSION OF THE LOCAL PLANNING AUTHORITY

Arbtech Consulting Limited.
Unit 3, Well House Barn, Chester Road, Chester, CH4 0DH
https://arbtech.co.uk - 01244 661170

Ground protection

New temporary ground protection should be capable of supporting any traffic entering or using the site without being distorted or causing compaction of underlying soil.

Temporary surfacing for the contractor parking and footpath access will utilise a cellular confinement system (Cellweb), as detailed in 'Construction' and depicted on Arbtech TPP 01B. This will be removed following completion of the construction works.

Note The ground protection might comprise one of the following:

a) for pedestrian movements only, a single thickness of scaffold boards placed either on top of a driven scaffold frame, as to form a suspended walkway, or on top of a compression-resistant layer (e.g. 100mm depth of woodchip), laid onto a geotextile membrane;
b) for pedestrian-operated plant up to a gross weight of 2t, proprietary inter-linked ground protection boards placed on top of a compression-resistant layer(e.g.150mm depth of woodchip), laid onto a geotextile membrane;
c) for wheeled or tracked construction traffic exceeding 2 t gross weight, an alternative system (e.g. proprietary system or pre-cast reinforced concrete slabs) to an engineering specification designed in conjunction with arboricultural advice, to accommodate the likely loading to which it will be subjected.

For situations other than those described in a) or b), the ground boarding is to be designed by a suitably qualified person to an engineering specification in conjunction with arboricultural advice, to be able to support the expected loading to be placed upon it.

In all cases, the objective of the ground boarding is to avoid compaction of the soil beneath, so that tree root function remains unimpaired.

Construction exclusion zone

A construction exclusion zone (CEZ) is a designated area where there is to be no construction activity what-so-ever. Access to the area for construction personnel or machinery is strictly prohibited and there is no scope for materials or waste storage etc.

Supervised demolition

Hard surfacing:
Removal of and or replacement of hard surfacing situated either partially or completely within the RPAs of retained trees shall be undertaken with care and under the direct on-site arboricultural supervision as these areas are likely to contain roots.
Where this is necessary the wearing course will be broken up using a hand held pneumatic breaker, hand tools and a wheel barrow to break up and remove the surfacing. If it is necessary to remove the sub base this is to be undertaken using hand tools such as a fork to loosen the material and removed using shovels and wheels barrows.
In some situations and at the discretion of the arborist it may be possibly to use an excavator using a hydraulic breaker and suitably sized toothless grading bucket. If an excavator is to be used it must be situated outside of the RPAs, on top of the hard surfacing working away from the RPAs or from ground boarding.
Which ever system is used the is to be **NO** disturbance of the soil beneath. If roots are found they are to be covered over with damp hessian and a layer of either sharp sand, wood chip or top soil to prevent desiccation.
Structures:
Demolition of existing structures and foundations situated either partially or completely within RPAs of retained trees shall be undertaken with care and under the direct on-site arboricultural supervision as these areas are likely to contain roots.
Where it is necessary for the foundations to be removed they are to only be removed where critical to the proposed development and to the minimum depth required. The foundations will be broken up using a hand held pneumatic breaker, hand tools and a wheel barrow to break up and remove the surfacing. In some situations and at the discretion of the arborist it may be possibly to use an excavator using a hydraulic breaker and suitably sized toothless grading bucket. If an excavator is to be used it must be situated outside of the RPAs, on top of the hard surfacing working away from the RPAs or from ground boarding. If it is likely that there will be any collapse of the soil within the rooting environment excavation is to be stopped immediately and the trench is to be shored up to prevent loss of the rooting environment.
Which ever system is used there is to be **NO** disturbance of the soil on the tree side of the foundations. If roots are found they are to be covered over with damp hessian and a layer of either sharp sand, wood chip or top soil to prevent desiccation.

'No Dig' Surfacing

Multi-dimmensional confinement system
Existing vegetation may be removed with hand tools or sprayed with an approved non residual herbicide such as 'Glyphosate'. The new hard surfacing will be constructed using a 'No Dig' surfacing situated entirely above the existing soil surface and where needed using a proprietary cellular confinement system (GeoWeb or similar) laid over a bi-axel geo-grid (tensar TriAx or similar). Prior to this any small hollows on the surface may be filled with clean sharp sand (not builders sand) to a maximum depth of 150mm. The 'GeoWeb' is to be back filled by hand with a no-fines aggregate of 20mm - 30mm. The area of 'GeoWeb' will be covered with a permeable geotextile fabric and the finished wearing course laid on top. Edge supports of an appropriate size and strength should be set above ground level and secured with haunching or steel pins driven into the ground. the outer edge of the supports may be banked up with clean top soil.
NB: The use of a multi-dimensional confinement system will affect the finished level of the hard surfacing by raising the levels and needs to be taken into consideration when designing foundations and setting the finished floor levels of adjacent buildings.

Replacement Surfacing

Removal of and or replacement of hard surfacing situated either partially or completely within the RPAs of retained trees shall be undertaken with care and under the direct on-site arboricultural supervision as these areas are likely to contain roots.
Where this is necessary the wearing course will be broken up using a hand held pneumatic breaker, hand tools and a wheel barrow to break up and remove the surfacing. In some situations and at the discretion of the arborist it may be possibly to use an excavator using a hydraulic breaker and suitably sized toothless grading bucket. If an excavator is to be used it must be situated outside of the RPAs, on top of the hard surfacing working away from the RPAs or from ground boarding.
Which ever system is used the is to be **NO** disturbance of the soil beneath. If roots are found they are to be covered over with damp hessian and a layer of either sharp sand, wood chip or top soil to prevent desiccation.
Replacement hard surfacing to be situated within the RPAs of retained trees is to be designed in conjunction with arboricultural advice to accommodate the likely loading. The design should not require excavation below the existing subbase and the construction will be situated entirely above the existing ground level.

Supervised Excavation

All excavations within and immediately adjacent to RPAs are to be undertaken under direct on-site arboricultural supervision.

Any roots that are to be cut will be cleanly severed by the project arboriculturist using a suitable hand saw or secateurs. The edge of all excavation closest to the retained trees will be covered over with damp hessian to prevent drying out, and where necessary be shuttered to prevent soil collapse or contamination by concrete.
If appropriate soil beneath the depth of the excavation may be sheet piled, regular piled or have individual piles installed.

Manual excavation:
Excavations within the RPAs will be initially undertaken by hand under direct on-site arboricultural supervision to a minimum of 600mm deep (to be confirmed by the project arboriculturist), whether its is for proposed foundations, hard surfacing or underground services. The soil is to be loosened with the use of a fork or pick and or air-spade and then cleared with a shovel and or the aid of an air-spade and air-vac.



Tree Work Schedule

No.	Species	Works	Category
T04	Field Maple	Fell to ground level, remove stump	B2
T13	Mountain Ash	Fell to ground level, remove stump	U
T14	Common Ash	Prune - crown lift: 1) 2m above the contractor footpath (east aspect) 2) 5m above car park (west aspect)	C2
T15	Common Ash	Prune - crown lift: 1) 2m above the contractor footpath (east aspect) 2) 5m above car park/ haul route (south & west aspect)	C2
T16	Common Ash	Prune - crown lift: 1) 2m above the contractor footpath (north & east aspect) 2) 5m above car park (south west aspect)	C2
T20	Silver Birch	Prune; to facilitate demolition	B2
G02	Various	Partial fell; remove section to north of group, as shown on AIA plan.	C2
G02	Various	Prune; back to the boundary line to facilitate construction access for the new extension.	C2
G03	Various	Partial fell; remove section to facilitate extension as shown on AIA plan.	C2
G03	Various	Prune; back to the boundary line to facilitate construction access for the new extension.	C2
G04	Various	Prune; to facilitate installation of new footpath around the tennis dome.	B2
G05	Various	Fell to ground level, remove stumps	C2
H01	Various	Prune lateral spread to north to facilitate car park alterations.	C2
H02	Various	Prune to facilitate haul road.	C2
H03	Various	Partial fell: approx 3m section to facilitate temporary pedestrian access.	C2

All tree work is to be undertaken in accordance with British Standard BS 3998:2010 Tree work - Recommendations.
All arising's are to be removed and the site is to be left as found.
Care is to be taken of the ground around retained trees to make sure that it does not become compacted as a result of tree surgery operations. No equipment or vehicles such as timber lorries, tractors, excavators or cranes shall be parked or driven beneath the crowns of any retained trees, to prevent subsequent compaction and root death.

Arboricultural Supervision

The arboricultural consultant will be required to attend site to directly supervise all demolition and construction works that have to be undertaken within the root protection areas. This will include:
1. Pre-commencement site meeting.
2. Location of protective measures including supervised installation of temporary 'no-dig' surfacing and replacement surfacing around compound and haul route.
3. Supervised demolition of building adjacent to T20
4. Installation of 'No Dig' hard surfacing within the RPAs of group no. G04
5. Any demolition and or excavations within or adjacent to RPAs, including foundations, hard surfacing or underground services (a non-exhaustive list).
6. Arboricultural sign off and removal of protective measures.

Arboricultural Method Statement

Please refer to Arbtech Consulting Ltd. Tree Schedule and Arboricultural Method Statement, for full details on all surveyed trees and how all aspects of the the development maybe implemented without determent to retained trees.

Sheet Layout

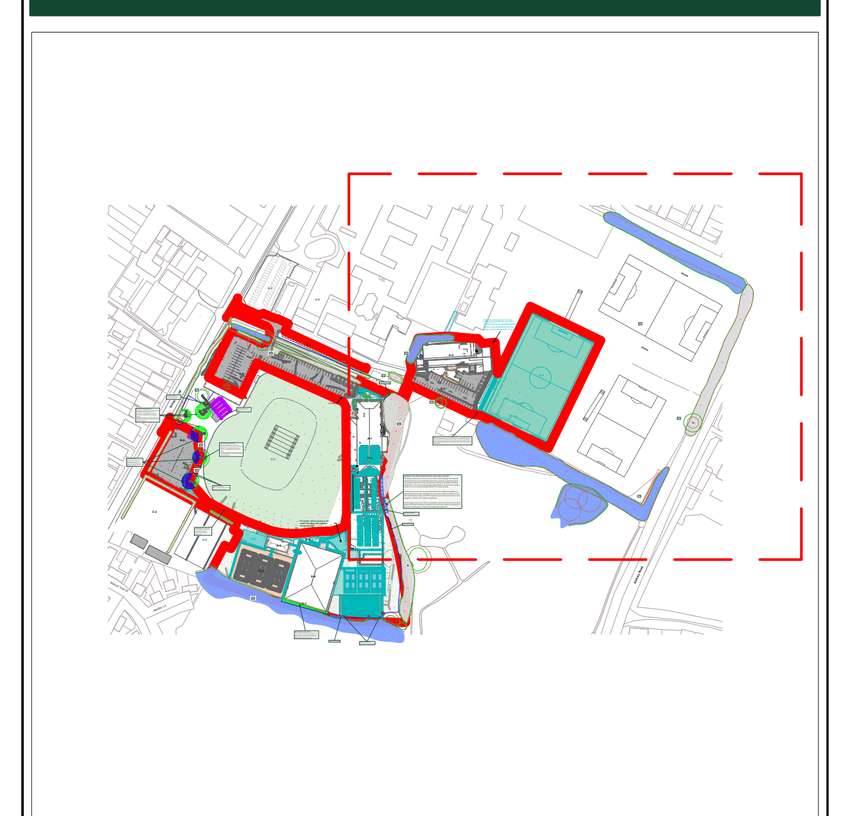

Rev:	Date:	Notes:
A	26-01-26	Additional survey area included.
B	28-08-26	Specifications updated to reflect detailed construction logistics.

arbtech
Unit 3, Well House Barns, Chester, CH4 0DH
https://arbtech.co.uk, 01244 661170

Project:
One Leisure Huntingdon,
St Peters Road,
Huntingdon,
PE29 7DA

Client:
Curo Construction

Drawing:
Tree Protection Plan

Based on:
2103-SBA-XX-XX-DR-A-0202 P04

Drawing No:	Rev:
Arbtech TPP 01 (Sheet 2 of 2)	B

Date:	Scale:	Drawn:
Dec 2025	1:400 @ A0	EK

Key:

Tree Nos.:	T01	Tree Canopies:		Trunks:	
RPAs:		Category 'U' trees:		Category 'B' trees:	
Category 'B' groups:		Category 'C' trees:		Category 'C' groups:	
Existing Site: (Topo):		Proposed Site:		Trees to be removed:	G02
Protective fencing:		Ground boarding:		Arboricultural supervision - Demolition:	
Arboricultural supervision - 'No Dig' HS.:					

All dimensions should be checked on site. No dimensions are to be scaled from this drawing.
Please notify us of any discrepancies found. Arbtech Consulting Ltd. cannot be held responsible for inaccuracies in the base drawing in which this plan is based.
This drawing is designed to reflect the principles of the layout or design only, and relates only to the protection of retained trees.
This drawing is not to be read as a definitive part of the engineering or construction designs or method statement. An architect or structural engineer should be contacted over any matters of construction, detailing or specification and for any standards or regulatory requirements relating to proposed structures, hard surfacing or underground services.
This drawing was produced in colour - a monochrome copy should not be relied upon.

© Arbtech Consulting Ltd, 2025