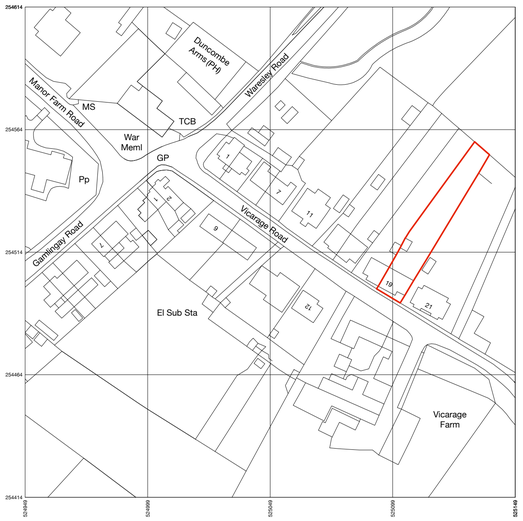

N

SITE LOCATION PLAN

SCALE: 1:1250

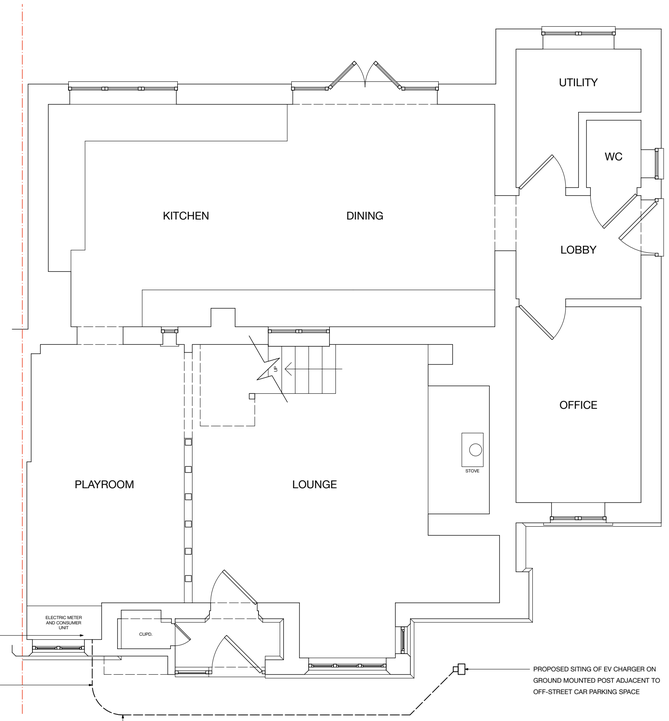

CABLE TO BE CONNECTED INTO EXISTING ELECTRICIAL CONSUMER UNIT WITHIN CUPBOARD BELOW WINDOW.

CABLE TO EXIT BUILDING AT GROUND LEVEL THROUGH EXTERNAL WALL AND TO BE RUN VERTICALY DOWN FACE OF WALL BELOW GROUND LEVEL. ENTRY POINT TO BE AS LOW AS POSSIBLE ON WALL.

ARMOURED CABLE TO BURIED BELOW GROUND LEVEL ALONG FRONT OF PROPERTY WITHIN AREA OF LOOSE PEBBLES/GRAVEL. BLOCK PAVING PATH LEADING TO FRONT ENTRANCE DOOR TO BE CAREFULLY LIFTED AND REINSTATED UPON COMPLETION

PROPOSED SITING OF EV CHARGER ON GROUND MOUNTED POST ADJACENT TO OFF-STREET CAR PARKING SPACE

PROPOSED GROUND FLOORPLAN

SCALE: 1:50

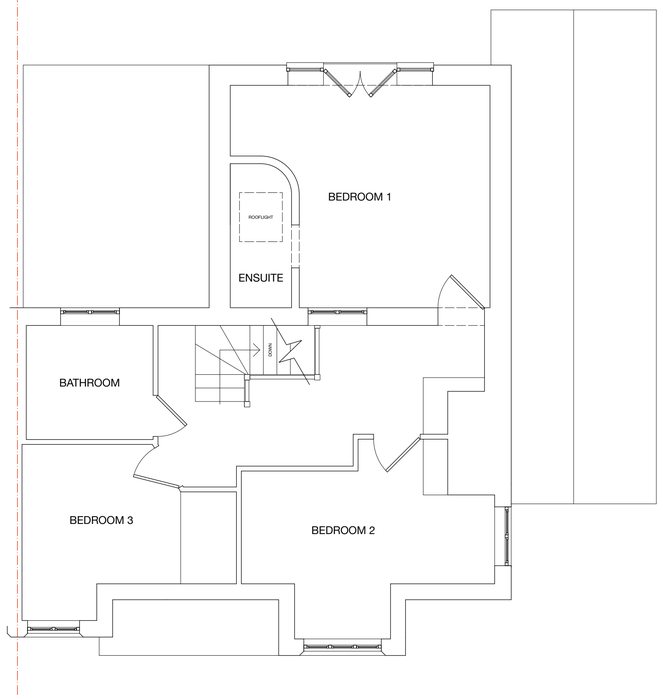

PROPOSED FIRST FLOORPLAN

SCALE: 1:50



PROPOSED EV CHARGER ON GROUND MOUNTED POST ADJACENT TO PARKING SPACE TO FRONT OF PROPERTY

BLOCK PLAN

SCALE: 1:500



LOW LEVEL BLACK SURFACE MOUNTED CABLE OUTLET FROM INTERNAL ELECTRICAL CONSUMER UNIT UNDER WINDOW. CABLE TO BE BURIED UNDERGROUND TO CHARGER

PROPOSED EV CHARGER ON GROUND MOUNTED POST ADJACENT TO PARKING SPACE TO FRONT OF PROPERTY

PROPOSED FRONT ELEVATION

SCALE: 1:100



PROPOSED SIDE ELEVATION

SCALE: 1:100

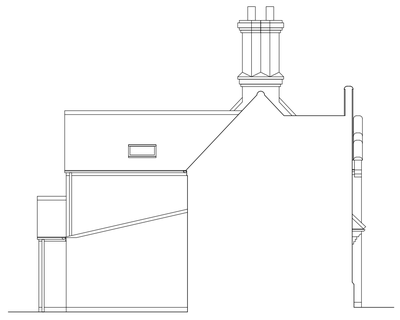

PROPOSED SIDE ELEVATION

SCALE: 1:100



PROPOSED REAR ELEVATION

SCALE: 1:100

0 0.5 1 1.5 2 2.5m
1:50

0 1 2 3 4 5m
1:100

NOTES:

PLEASE DO NOT SCALE OFF THIS DRAWING OTHER THAN FOR PLANNING PURPOSES. ALL DIMENSIONS, AREAS AND LEVELS WHERE SHOWN ARE APPROXIMATE AND ARE SUBJECT TO A SITE SURVEY.

ALL CONTRACTORS MUST VISIT THE SITE & BE RESPONSIBLE FOR TAKING AND CHECKING ALL DIMENSIONS RELATIVE TO THEIR WORK. ANY DESCREPANCIES OR VARIATIONS BETWEEN THE DRAWINGS AND SITE CONDITIONS TO BE NOTIFIED IMMEDIATELY PRIOR TO WORK COMMENCING.

ALL WORKS ARE TO BE CARRIED OUT IN ACCORDANCE WITH CURRENT HEALTH & SAFETY REGULATIONS; WHICH MEANS THAT ALL DEMOLITION AND CONSTRUCTION WORKS SHOULD BE CAREFULLY PLANNED AND CARRIED OUT BY COMPETENT PRACTITIONERS. A COMPETANT PERSON EXPERENCED IN THE TYPE OF WORKS DETAILED ON THIS DRAWING MUST BE IN CHARGE OF THE WORKS AT ALL TIMES.

THE CONTRACTOR MUST ENSURE THAT ALL REASONABLE CHECKS FOR ASBETOS OR OTHER CONTAMINATING MATERIALS HAVE BEEN CARRIED OUT PRIOR TO ANY DEMOLITION OR OPENING UP WORKS. IF IN DOUBT THE CONTRACTOR MUST NOTIFY THE CLIENT TO ENSURE THAT THEY HAVE MET THEIR OBLIGATIONS IN THIS REPSECT.

THE CONTRACTOR WILL BE FULLY RESPONSIBLE FOR TEMPORARY WORKS AND TEMPORARY STABILITY OF THE STRUCTURE AT ALL TIMES.

ALL WORKS TO CONFORM TO BRITISH STANDARDS, CODES OF PRACTICE, LOCAL AUTHORITY REGULATIONS AND MANUFACTURERS RECOMMENDATIONS.

ALL BUILDING WORK SHALL BE CARRIED OUT WITH ADEQUATE AND PROPER MATERIALS WHICH ARE APPROPRIATE FOR THE CIRCUMSTANCES IN WHICH THEY ARE BEING USED, ARE ADEQUATELY MIXED OR PREPARED, AND ARE APPLIED, USED OR FIXED SO AS TO ADEQUATELY PERFORM THE FUNCTION FOR WHICH THEY ARE DESIGNED; AND IN A WORKMANLIKE MANNER. ALL MATERIALS USED TO HAVE CE MARKING AND CONFORM TO THE RELEVANT BRITISH STANDARD.

ALL CONTRACTORS MUST ENSURE THAT ANY WORK COMPLETED IS TO THE APPROVAL OF THE APPOINTED BUILDING INSPECTOR.

THE PRINCIPAL CONTRACTOR APPOINTED BY A DOMESTIC CLIENT WILL BE IN CONTROL OF THE PROJECT AND RESPONSIBLE FOR PREPARING A CONSTRUCTION PHASE PLAN; ORGANISING THE WORK; AND WORKING TOGETHER WITH OTHERS TO ENSURE HEALTH AND SAFETY. THE PRINCIPAL CONTRACTOR APPOINTED TO CO-ORDINATE THE CONSTRUCTION OF THE PROJECT WILL CARRY OUT THE CLIENT DUTIES AS WELL AS THE DUTIES THEN ALREADY HAVE AS A PRINCIPAL CONTRACTOR.

A PROJECT IS NOTIFIABLE TO THE HSE IF THE CONSTRUCTION WORK IS SCHEDULED TO LAST LONGER THAN 30 WORKING DAYS & HAVE MORE THAN 20 WORKERS WORKING SIMULTANEOUSLY AT ANY POINT IN THE PROJECT; OR EXCEED 500 PERSON DAYS. THE REQUIREMENTS OF CDM 2015 APPLY WEATHER OR NOT THE PROJECT IS NOTIFIABLE.

ALL DRAWINGS MUST BE READ IN CONJUNCTION WITH STRUCTURAL ENGINEERS DETAILS & SPECIFICATION

Revision	Description	Date
E	DRAWING AMENDMENT	23 OCT 2026

studiofortysix
71 Hemel Hempstead Road
Redbourn
St Albans
Hertfordshire
AL3 7NL

m: 07962303967
e: info@studiofortysix.co.uk
w: www.studiofortysix.co.uk

Project
19 VICARAGE ROAD, WARESLEY
BEDFORDSHIRE SG19 3DA

Title
PROPOSED FLOORPLANS AND ELEVATIONS

Drawn by	Status	Paper Size
TH	PLANNING	A1

Drawing Number	Revision	Scale
1401.PR.01	E	SEE SCALE

Date
NOV 2025