Area showing equipment positions, Scale 1:500 at A1.

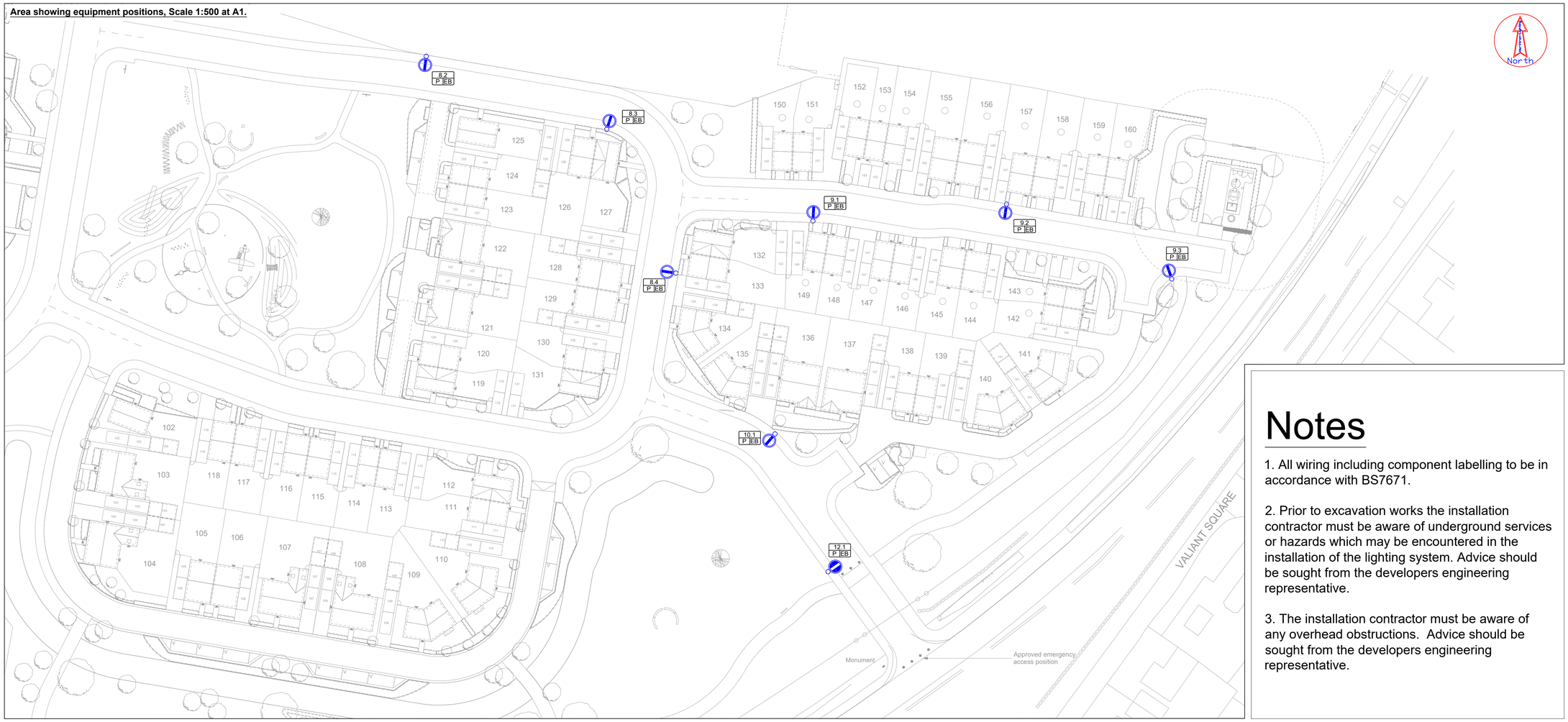

Notes

1. All wiring including component labelling to be in accordance with BS7671.

2. Prior to excavation works the installation contractor must be aware of underground services or hazards which may be encountered in the installation of the lighting system. Advice should be sought from the developers engineering representative.

3. The installation contractor must be aware of any overhead obstructions. Advice should be sought from the developers engineering representative.

Key

Proposed Column:
07
Manufacturer: TBC
Material: Galvanised Steel
Type: Tubular
Height: 6m

Lantern:
Manufacturer: Philips
Model: Luma Micro Gen 2
Mounting: post top
Tilt: 0°
Paint: Light grey
Wattage:26W
Photometry file: Luma Gen2 Micro_BGP702_DM70_4600_20LED_5.2S_CLO_L90_740.ies
Driver: DALI enabled
PECU: Royce Thomson 35/18 Lux (Ref SC1000SAV)
Dimming: To Be confirmed by CCC
Other: Lanterns to be fitted with Back-shields for the reduction of light polution.

(All of the above equipment to Cambridgeshire County Council specification)

Proposed Section 278 Column:
01
Material: Galvanised Steel
Height: 6m

Proposed Section 278 Lantern:
Manufacturer: Philips
Model: Luma Micro Gen 2

See drawing 22545-D-01 For more details

1.1 P EB
Proposed column scheme number
01 = Column Number
EB = DNO / IDNO connection
P = Proposed

BoQ

PHILIPS BGP702 DM70
lamp(s): LED-HB 5.2S 740
mounting height= 6 m
number locations= 7, number luminaires= 7
kw all locations= 0.2

PHILIPS BGP702 DM10
lamp(s): LED-HB 5.2S 740
mounting height= 6 m
number locations= 1, number luminaires= 1
kw all locations= 0.0

Typical column installation details N.T.S

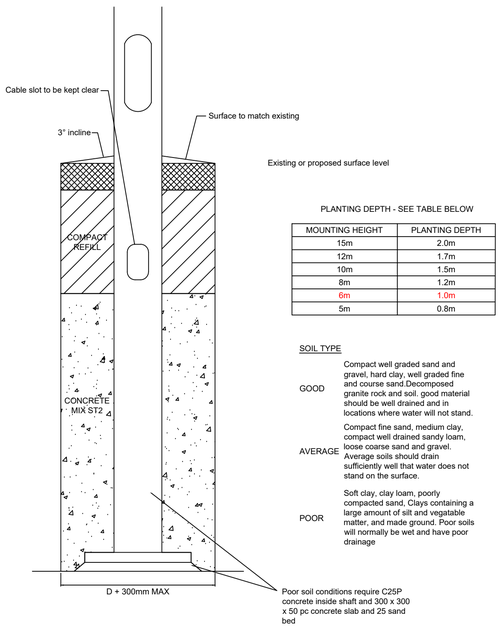

PLANTING DEPTH - SEE TABLE BELOW

MOUNTING HEIGHT	PLANTING DEPTH
15m	2.0m
12m	1.7m
10m	1.5m
8m	1.2m
6m	1.0m
5m	0.8m

SOIL TYPE

GOOD — Compact well graded sand and gravel, hard clay, well graded fine and course sand.Decomposed granite rock and soil. good material should be well drained and in locations where water will not stand.

AVERAGE — Compact fine sand, medium clay, compact well drained sandy loam, loose coarse sand and gravel. Average soils should drain sufficiently well that water does not stand on the surface.

POOR — Soft clay, clay loam, poorly compacted sand, Clays containing a large amount of silt and vegatable matter, and made ground. Poor soils will normally be wet and have poor drainage

Site Overview N.T.S

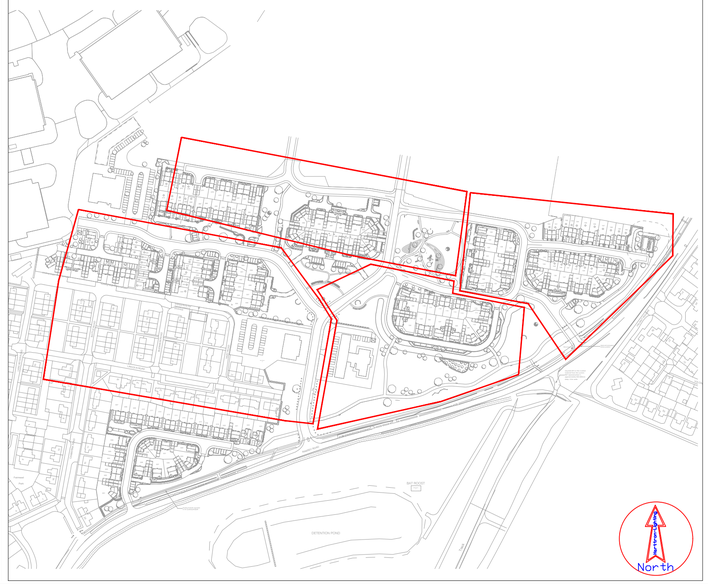

REV	DESCRIPTION	DATE	DRN	APP
F	Drawing split into 4 phases	07/03/24	KL	PDL
E	Turning head revised	14/04/23	SS	PDL
D	Xref updated	12/04/23	SS	PDL
C	Xref updated	22/02/23	SS	PDL
B	Site boundary removed	02/08/22	SS	PDL
A	Back-shields proposed for all lanterns	09/05/22	SS	PDL

DRAWING NO: 22550-D-02
REV: F

DRAWING STATUS: DESIGN

CLIENT: bsp CONSULTING

PROJECT: RAF Upwood Plots 32-160 (Phase 2) Section 38

TITLE: Proposed Lighting and Installation Design Layout

SCALE: AS INDICATED
DESIGNED BY: JL 26/07/21
SHEET NO: Sheet 1 of 1
APPROVED BY: PDL 29/07/21

Harttron
CONSULTATION, DESIGN & INSTALLATION
E. info@harttron.com
T. 01625 850855 F. 01625 850856

PROJECT: F:\Projects\BSP Consulting\RAF Upwood\S38 (Plot 32-160)\Drawings\Rev_F\Phase 2

XREF DRAWINGS:

Date Plotted: 08/03/2024 4:23 PM

HARTTRON DESIGNS ARE THE PROPERTY OF HARTTRON LIMITED, COPIES IN PART OR WHOLE ARE NOT PERMITTED WITHOUT WRITTEN AUTHORISATION. (C) COPYRIGHT.