REV.	DETAILS	INIT.	DATE
A	Additional notation added based on Conservation Officer's comments	RW	August 2021
B	Additional notation added for Discharge of Condition application	RW	Sept 2024

Window Schedule		
Window Code	Location	Comments
W01	Prep Kitchen	New window aperture - Window Type 1
W02	Prep Kitchen	Replacement window - Window Type 2
W03	Kitchen	Window replacing door - Window Type 3
W04	Corridor	Window replacing door - Window Type 3
W05	Study	New window aperture - Window Type 1
W06	En Suite 1	New window aperture - Window Type 1
W07	Wardrobe	Replacement window - Window Type 2
W08	Bedroom 1	Window replacing door - Window Type 4
W09	Bedroom 2	New window aperture - Window Type 5
W10	En Suite 2	New window aperture - Window Type 6
W11	Bedroom 3	New window aperture - Window Type 5
W12	En Suite 3	New window aperture - Window Type 1
W13	Family Area	New window aperture - Window Type 1
W14	Diner	Replacement window - Window Type 7
W15	Kitchen	Replacement window - Window Type 7
W16	Living Room	Window replacing door - Window Type 4
W17	Living Room	Window replacing door - Window Type 4
W18	Utility	Replacement window - Window Type 8

Door Schedule		
Door Code	Location	Comments
D01	Entrance	Doors replacing window - Door Type 1
D02	En Suite 1	Existing aperture infilled - Door Type 2
D03	Entrance	Replacement doors - Door Type 3
D04	Kitchen	Doors replacing window - Door Type 4
D05	Boot Room	Existing door shortened - Door Type 5
D06	Lobby	Door replacing window - Door Type 6
D07	Utility	Existing aperture infilled - Door Type 7
D08	Utility	Existing door shortened - Door Type 8

Roof Light Schedule		
RL Code	Location	Comments
RL01	Prep Kitchen	New roof light aperture - Conservation RL Type 1
RL02	Kitchen	New roof light aperture - Conservation RL Type 1
RL03	Entrance	New roof light aperture - Conservation RL Type 2
RL04	Mezzanine	New roof light aperture - Conservation RL Type 2
RL05	Corridor	New roof light aperture - Conservation RL Type 1
RL06	Corridor	New roof light aperture - Conservation RL Type 1
RL07	Utility	New roof light aperture - Conservation RL Type 1
RL08	Utility	New roof light aperture - Conservation RL Type 1
RL09	WC	New roof light aperture - Conservation RL Type 1
RL10	Living Room	New roof light aperture - Conservation RL Type 1
RL11	Living Room	New roof light aperture - Conservation RL Type 1
RL12	Boot Room	New roof light aperture - Conservation RL Type 1

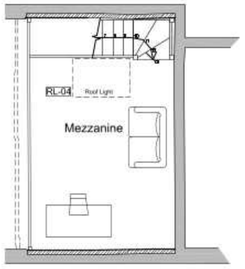

Proposed Mezzanine Floor Plan
Scale 1:100

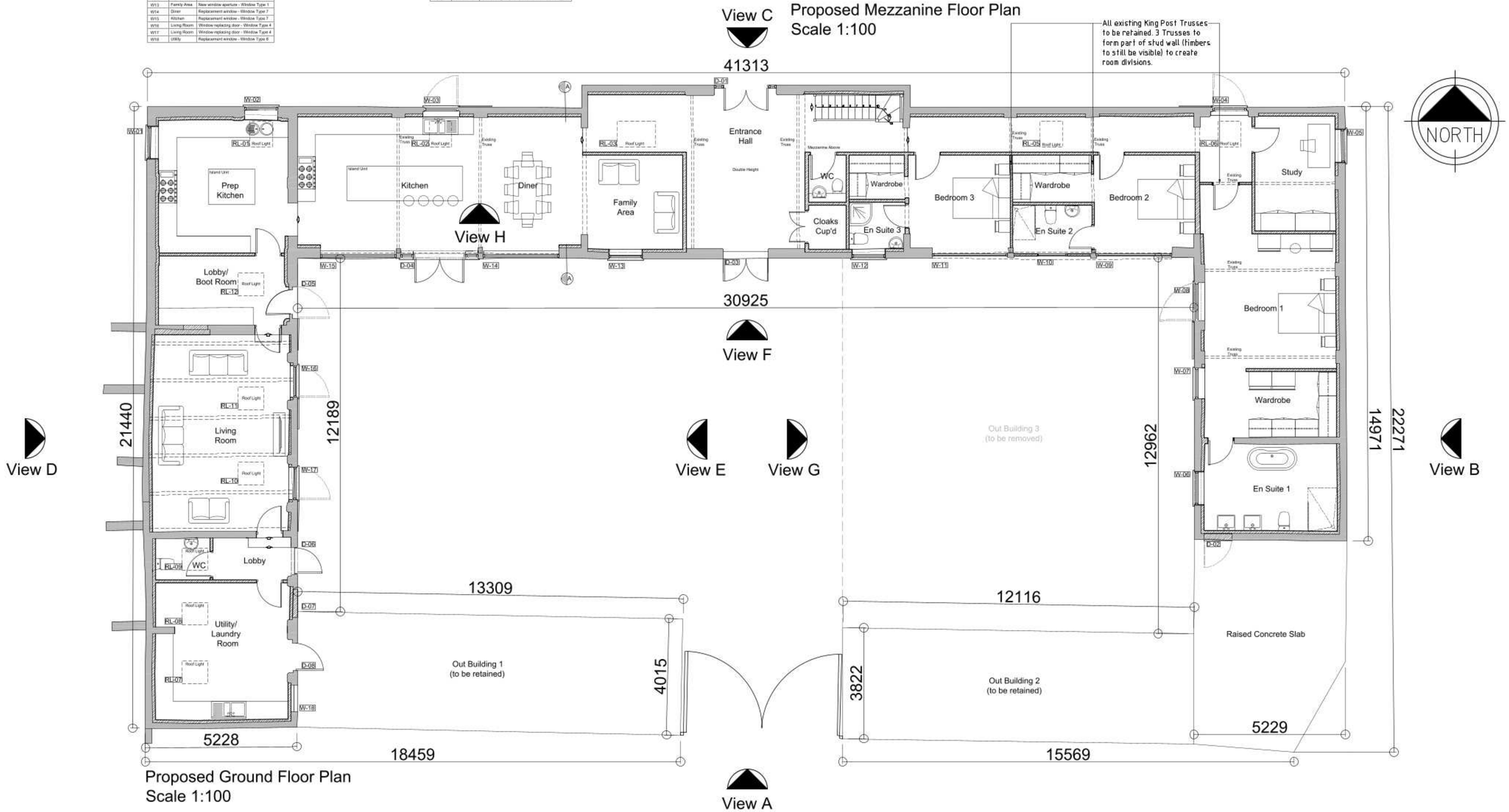

Proposed Ground Floor Plan
Scale 1:100

0m 2m 4m 6m 8m 10m

Scale 1:100

PLANNING ISSUE

PLEASE NOTE
THESE DRAWINGS ARE FOR THE PURPOSE OF PLANNING ONLY
THESE ARE NOT CONSTRUCTION DRAWINGS

blueprint Architectural Design Ltd.
5 BLOTTS BARN, BROOKS ROAD, RAUNDS, NORTHANTS, NN9 6NS
01933 551389 :: info@blueprintdesign.org.uk

TITLE	Conversion of Existing Barns at Manor Farm, Brington, Cambridgeshire, PE28 5AF			
DETAIL	Proposed Ground Floor Plan & Proposed Mezzanine Floor Plan			
SCALE	1:100	SHEET:	A2	20-117-03B
DRAWN	RW	CHECKED	KG	
DATE	December 2020	ISSUE:	PLANNING	

CONTRACTORS MUST CHECK ALL DIMENSIONS ON SITE. ONLY FIGURED DIMENSIONS ARE TO BE WORKED FROM DISCREPANCIES MUST BE REPORTED TO BLUEPRINT BEFORE PROCEEDING. © THIS DRAWING IS COPYRIGHT.

REV.	DETAILS	INIT.	DATE
A	Additional notation added based on Conservation Officer's comments	RW	August 2021
B	Additional notation added for Discharge of Condition application	RW	Sept 2024

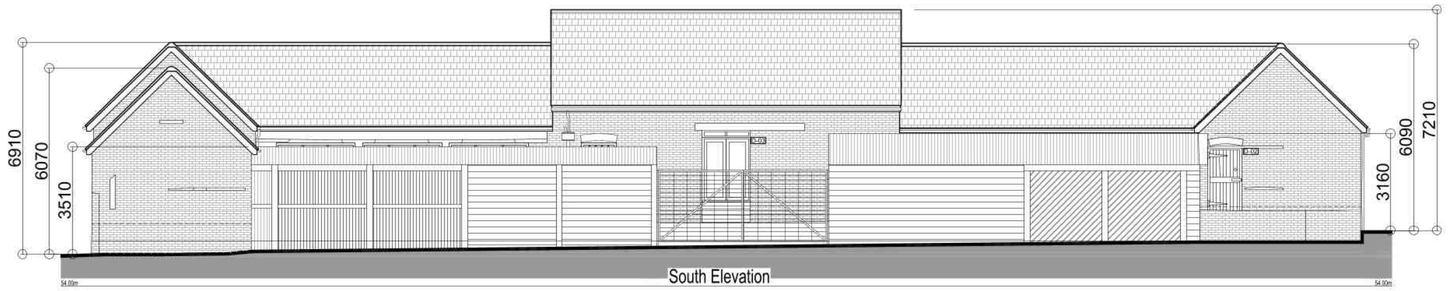

Proposed Rear Elevation - View A
Scale 1:100

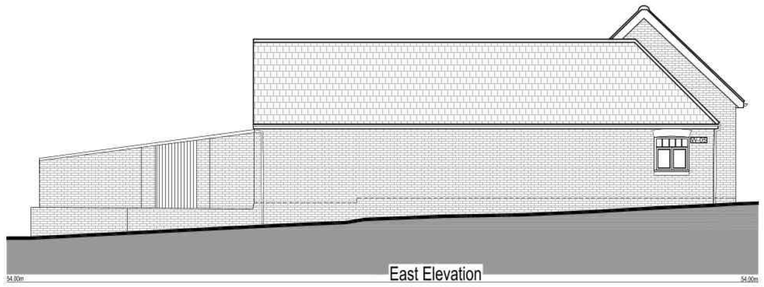

Proposed Side Elevation - View B

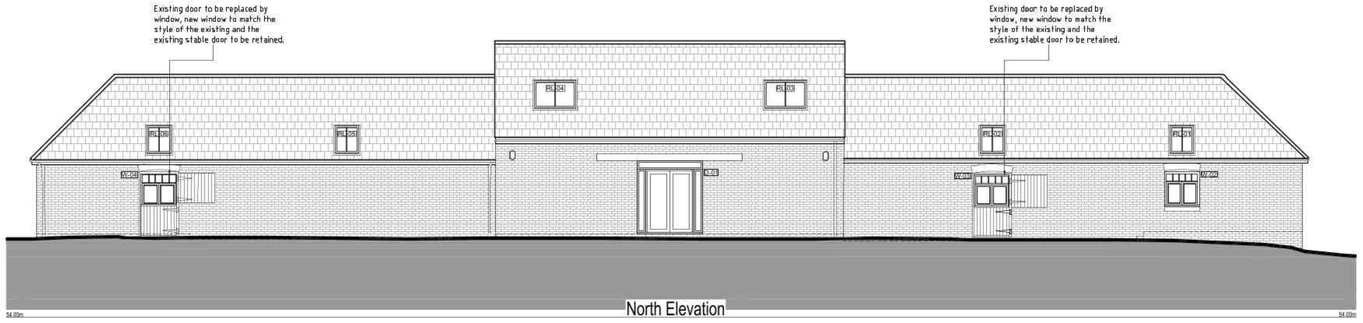

Proposed Front Elevation - View C

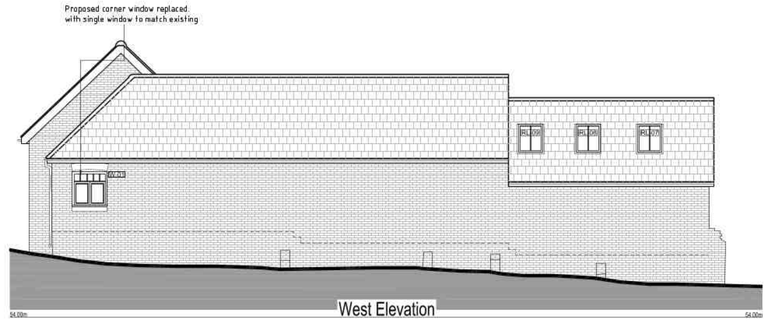

Proposed Side Elevation - View D

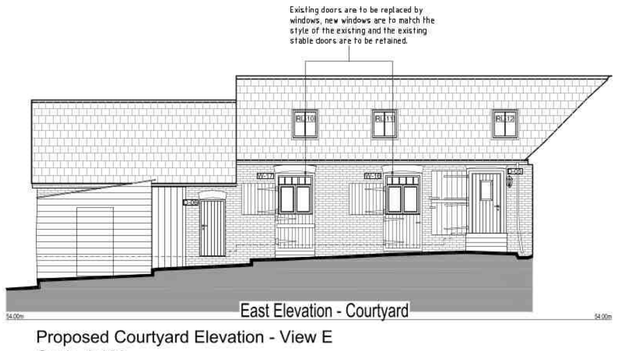

Proposed Courtyard Elevation - View E
Scale 1:100

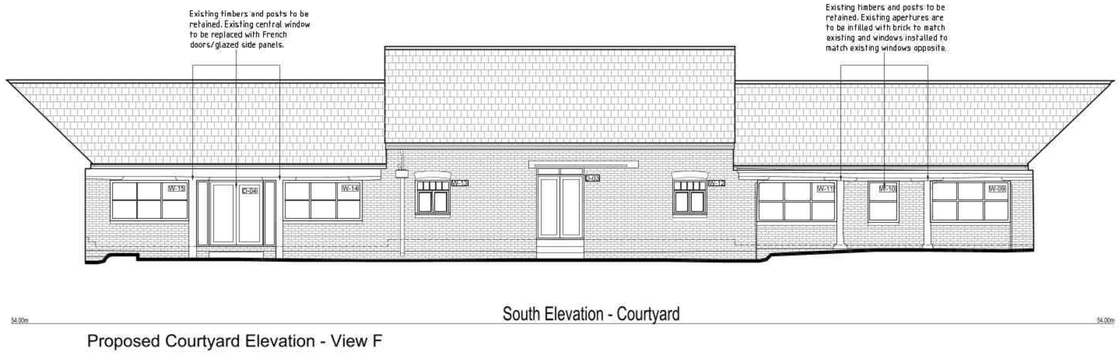

Proposed Courtyard Elevation - View F

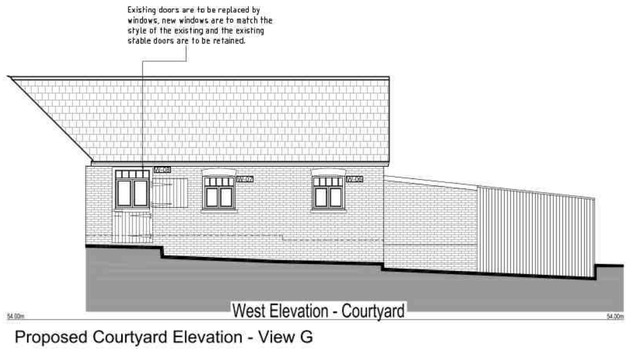

Proposed Courtyard Elevation - View G

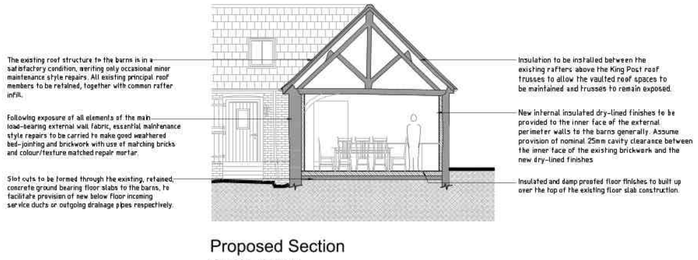

Proposed Section
Scale 1:100

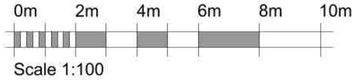

Scale 1:100

PLANNING ISSUE
PLEASE NOTE
THESE DRAWINGS ARE FOR THE PURPOSE OF PLANNING ONLY
THESE ARE NOT CONSTRUCTION DRAWINGS

blueprint Architectural Design Ltd.
5 BLOTTS BARN, BROOKS ROAD, RAUNDS, NORTHANTS, NN9 6NS
01933 551389 :: info@blueprintdesign.org.uk

TITLE	Conversion of Existing Barns at Manor Farm, Brington, Cambridgeshire, PE28 5AF
DETAIL	Proposed Elevations Proposed Section A-A
SCALE	1:100
SHEET:	A1
DRAWN	RW
CHECKED	
DATE	December 2020
ISSUE	PLANNING
	20-117-04B

CONTRACTORS MUST CHECK ALL DIMENSIONS ON SITE. ONLY FIGURED DIMENSIONS ARE TO BE WORKED FROM DISCREPANCIES MUST BE REPORTED TO BLUEPRINT BEFORE PROCEEDING. © THIS DRAWING IS COPYRIGHT

Brick lintel detail
to match existing

100mm reveal
to match existing

Fixed glazed panels

Solid traditional
framed glazing bars

Double casement

Brick cill detail
to match existing

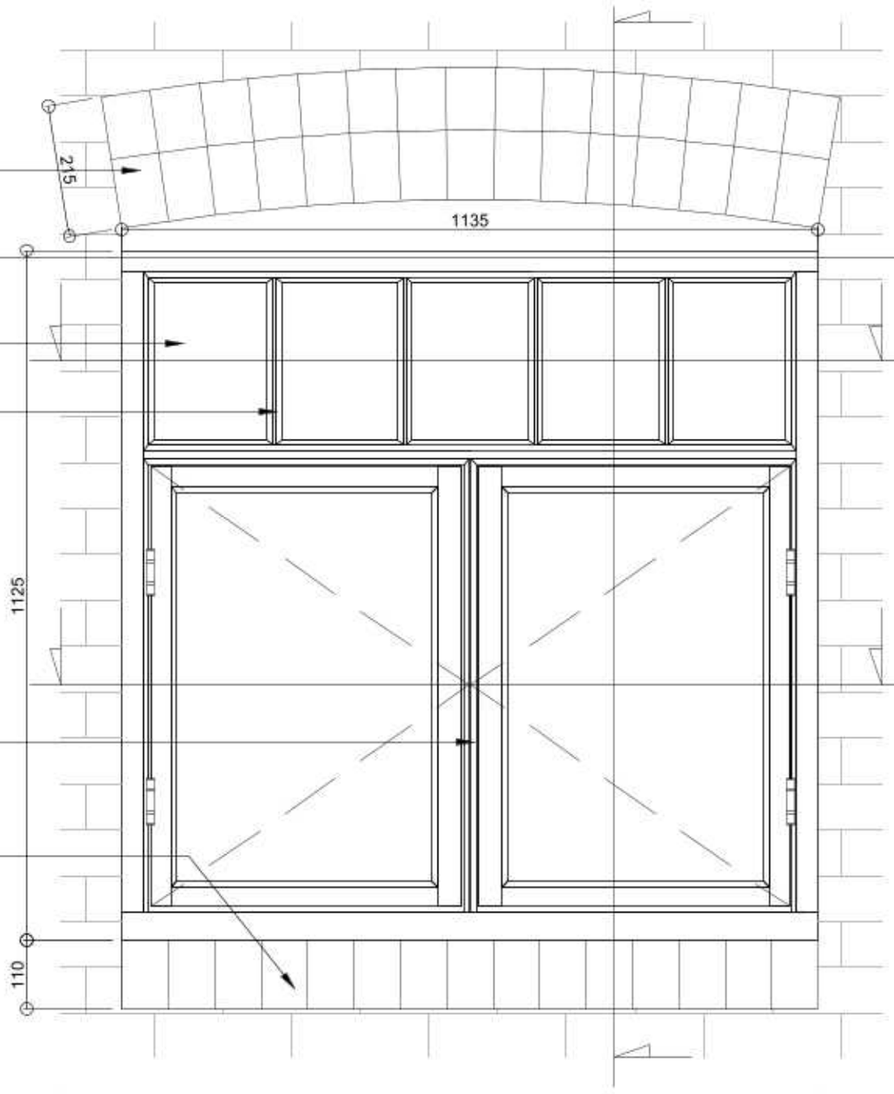

Window Type 1
Elevation - Scale 1:10

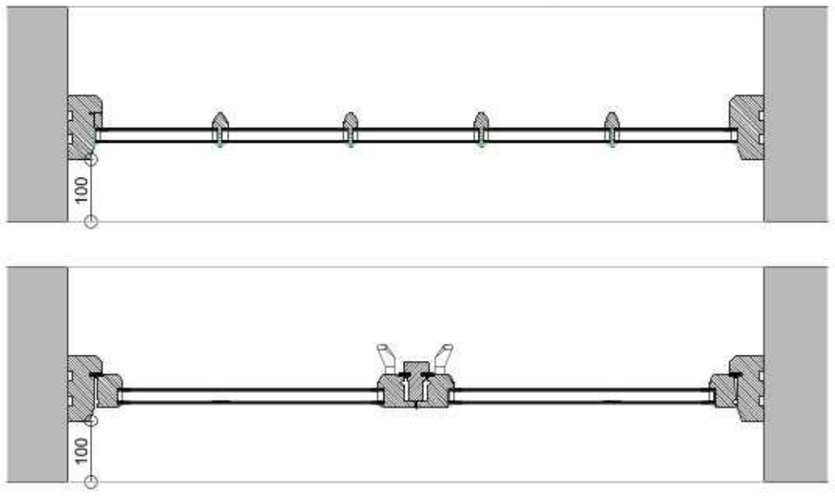

Window Type 1
Horizontal Sections
Scale 1:10

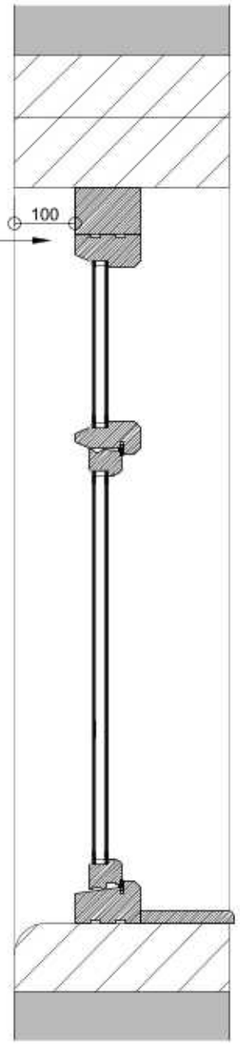

Window Type 1
Vertical Section - Scale 1:10

PLANNING ISSUE

PLEASE NOTE
THESE DRAWINGS ARE FOR THE PURPOSE OF PLANNING ONLY
THESE ARE NOT CONSTRUCTION DRAWINGS

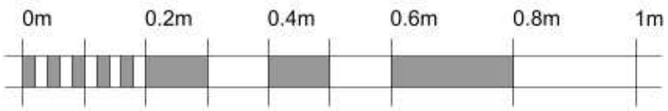

Scale 1:10

Material	Manufactured in hardwood painted in Dulux Heritage Cream to match existing
Mechanism	Openers are hung and operated on butt hinges and locked by night vent lockable fastener and casement stay
Glazing	Windows are glazed using sealed units and traditionally sealed externally using a white glazing compound.
Thermal Performance	Thermal performance is calculated by the standards of EN ISO 10077-1:2006 U-value tbc
Glazing Bars	Solid traditional framed glazing bars with individual glass units
Cills	Manufactured in hardwood painted in Dulux Heritage Cream to match existing
Fittings	A lockable night vent casement fastener and casement stay
Ventilation	A controllable trickle ventilator to be fitted to the window

REV.	DETAILS	INIT.	DATE
A	Window paint details confirmed	RW	Nov 2024

blueprint Architectural Design Ltd.
5 BLOTTS BARN, BROOKS ROAD, RAUNDS, NORTHANTS, NN9 6NS
01933 551389 :: info@blueprintdesign.org.uk

TITLE	Conversion of Existing Barns at Manor Farm, Brington, Cambridgeshire, PE28 5AF			
DETAIL	New Window Aperture - Window Type 1 Elevation & Sections			
SCALE	1:10	SHEET:	A3	20-117-20A
DRAWN	RW	CHECKED		
DATE	September 2024	ISSUE	PLANNING	

CONTRACTORS MUST CHECK ALL DIMENSIONS ON SITE. ONLY FIGURED DIMENSIONS ARE TO BE WORKED FROM DISCREPANCIES MUST BE REPORTED TO BLUEPRINT BEFORE PROCEEDING. © THIS DRAWING IS COPYRIGHT.

Existing brick lintel detail

100mm reveal
to match existing

Fixed glazed panels

Solid traditional
framed glazing bars

Double casement

Existing Brick cill detail

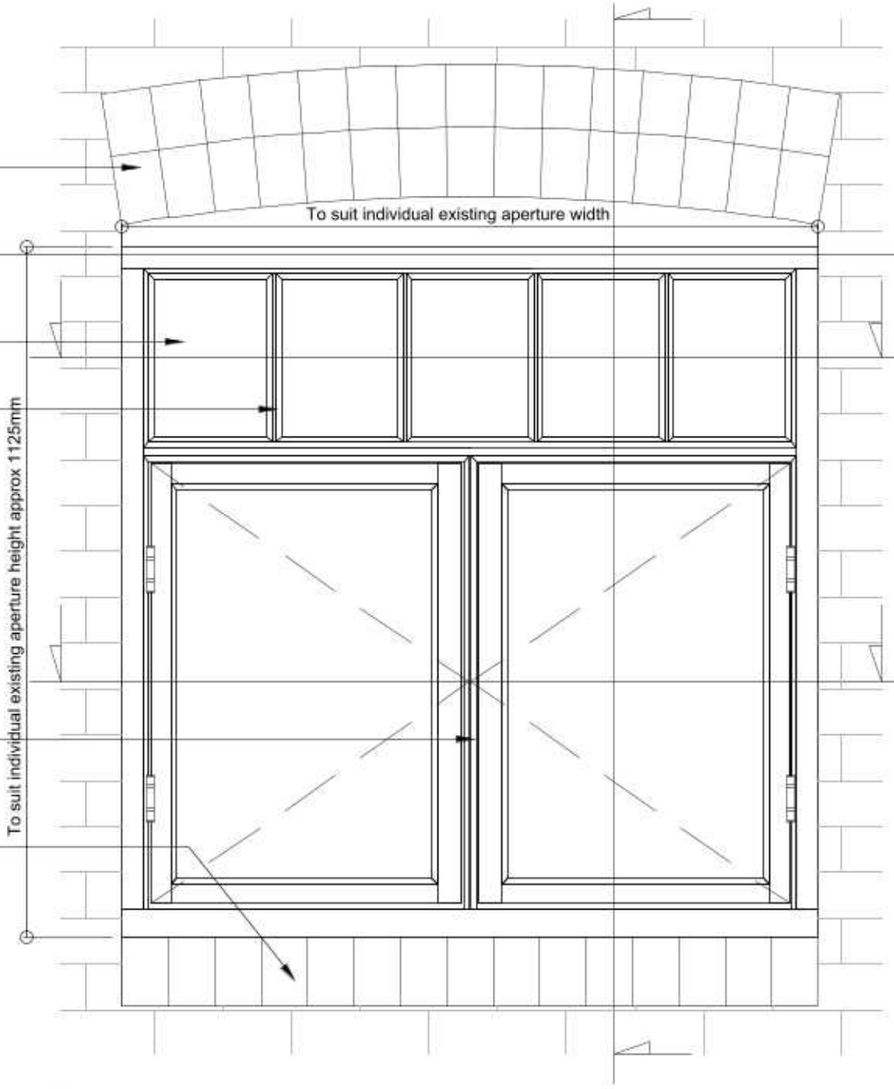

Window Type 2
Elevation - Scale 1:10

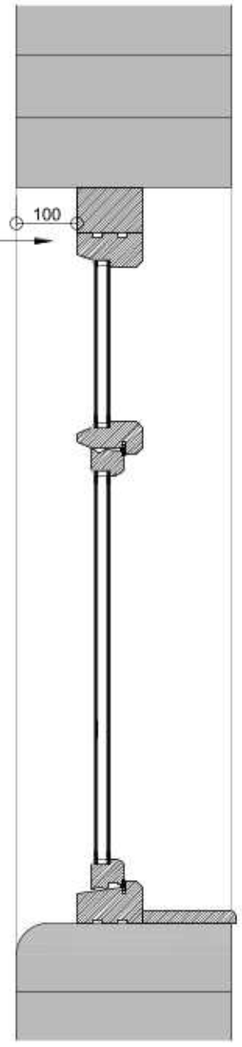

Window Type 2
Vertical Section - Scale 1:10

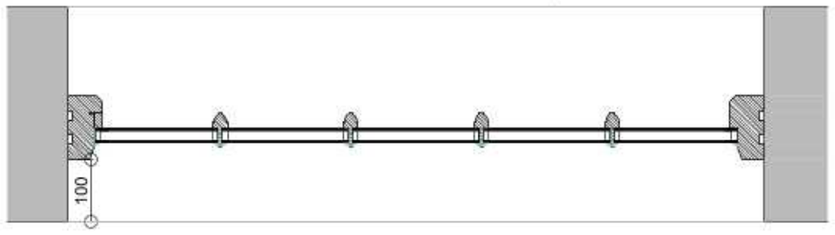

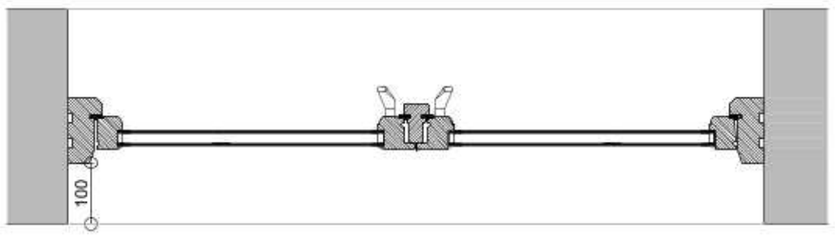

Window Type 2
Horizontal Sections
Scale 1:10

PLANNING ISSUE

PLEASE NOTE
THESE DRAWINGS ARE FOR THE PURPOSE OF PLANNING ONLY
THESE ARE NOT CONSTRUCTION DRAWINGS

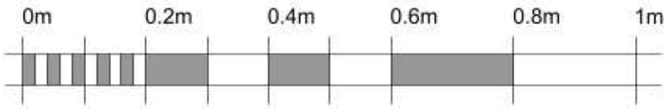

Scale 1:10

Material	Manufactured in hardwood painted in Dulux Heritage Cream to match existing
Mechanism	Openers are hung and operated on butt hinges and locked by night vent lockable fastener and casement stay
Glazing	Windows are glazed using sealed units and traditionally sealed externally using a white glazing compound.
Thermal Performance	Thermal performance is calculated by the standards of EN ISO 10077-1:2006 U-value tbc
Glazing Bars	Solid traditional framed glazing bars with individual glass units
Cills	Manufactured in hardwood painted in Dulux Heritage Cream to match existing
Fittings	A lockable night vent casement fastener and casement stay
Ventilation	A controllable trickle ventilator to be fitted to the window

REV.	DETAILS	INIT.	DATE
A	Window paint details confirmed	RW	Nov 2024

blueprint Architectural Design Ltd.
5 BLOTTS BARN, BROOKS ROAD, RAUNDS, NORTHANTS, NN9 6NS
01933 551389 :: info@blueprintdesign.org.uk

TITLE	Conversion of Existing Barns at Manor Farm, Brington, Cambridgeshire, PE28 5AF			
DETAIL	Replacement Window - Window Type 2 Elevation & Sections			
SCALE	1:10	SHEET:	A3	20-117-21A
DRAWN	RW	CHECKED		
DATE	September 2024	ISSUE	PLANNING	

CONTRACTORS MUST CHECK ALL DIMENSIONS ON SITE. ONLY FIGURED DIMENSIONS ARE TO BE WORKED FROM DISCREPANCIES MUST BE REPORTED TO BLUEPRINT BEFORE PROCEEDING. © THIS DRAWING IS COPYRIGHT.

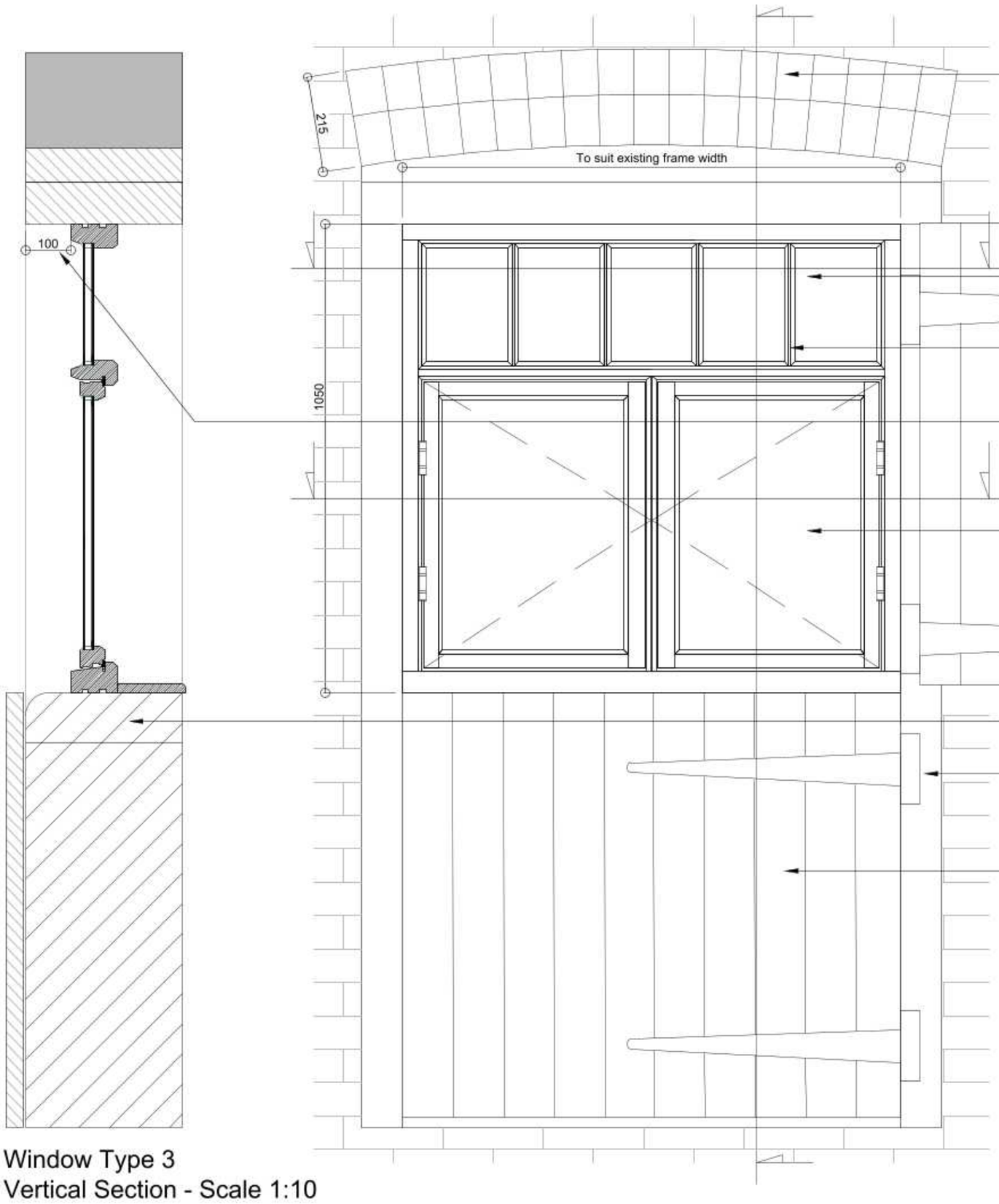

Window Type 3
Vertical Section - Scale 1:10

Existing brick lintel detail

Existing stable doors to be retained. Existing green paint to be carefully stripped off door and timber finished with Sadolin Dark Palisander woodstain

Fixed glazed panels

Solid traditional framed glazing bars

100mm reveal to match existing

Double casement window

Brick cill detail to match existing

Existing door frame to be retained/repaired and cream paint finish to be renewed with Dulux Heritage Cream paint

Bottom of existing door aperture infilled with outer skin of reclaimed brick to match existing, cavity filled with glass fibre bats such as Knauf DriTherm 32 Ultimate and inner skin of block-work lined internally with 50mm Celotex GA4000 rigid insulation board on battens with plasterboard/skim finish. Bottom half of existing stable door to be fitted below window

Window Type 3
Elevation - Scale 1:10

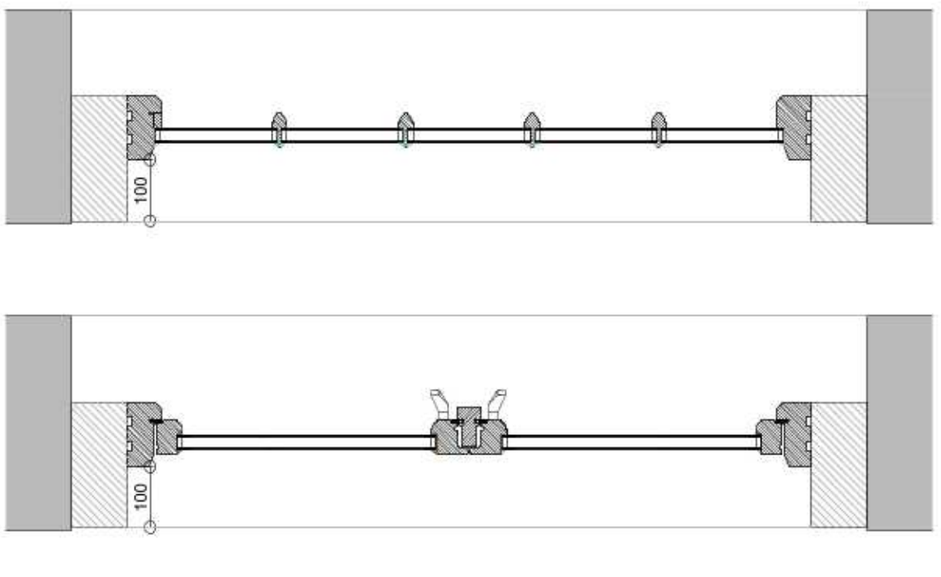

Window Type 3
Horizontal Sections - Scale 1:10

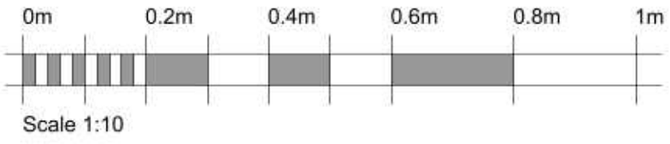

Material	Manufactured in hardwood painted in Dulux Heritage Cream to match existing windows. Existing stable doors to be stripped and finished with a dark wood stain finish
Mechanism	Openers are hung and operated on butt hinges and locked by night vent lockable fastener and casement stay
Glazing	Windows are glazed using sealed units and traditionally sealed externally using a white glazing compound.
Thermal Performance	Thermal performance is calculated by the standards of EN ISO 10077-1:2006 U-value tbc
Glazing Bars	Solid traditional framed glazing bars with individual glass units
Cills	Manufactured in hardwood painted in Dulux Heritage Cream to match existing
Fittings	A lockable night vent casement fastener and casement stay
Ventilation	A controllable trickle ventilator to be fitted to the window

PLANNING ISSUE

PLEASE NOTE
THESE DRAWINGS ARE FOR THE PURPOSE OF PLANNING ONLY
THESE ARE NOT CONSTRUCTION DRAWINGS

blueprint Architectural Design Ltd.
5 BLOTTS BARN, BROOKS ROAD, RAUNDS, NORTHANTS, NN9 6NS
01933 551389 :: info@blueprintdesign.org.uk

REV.	DETAILS	INIT.	DATE
A	Window paint/door stain details confirmed	RW	Nov 2024

TITLE	Conversion of Existing Barns at Manor Farm, Brington, Cambridgeshire, PE28 5AF			
DETAIL	Window Replacing Door - Window Type 3 Elevation & Sections			
SCALE	1:10	SHEET:	A2	23-117-22A
DRAWN	RW	CHECKED		
DATE	September 2024	ISSUE	PLANNING	

CONTRACTORS MUST CHECK ALL DIMENSIONS ON SITE, ONLY FIGURED DIMENSIONS ARE TO BE WORKED FROM DISCREPANCIES MUST BE REPORTED TO BLUEPRINT BEFORE PROCEEDING. © THIS DRAWING IS COPYRIGHT.

Existing brick lintel detail

100mm reveal to match existing

Fixed glazed panels

Solid traditional framed glazing bars

Double casement window

Existing stable doors to be retained. Existing green paint to be carefully stripped off door and timber finished with Sadolin Dark Palisander woodstain

Brick cill detail to match existing

Existing door frame to be retained/repaired and cream paint finish to be renewed with Dulux Heritage Cream paint

Bottom of existing door aperture infilled with outer skin of reclaimed brick to match existing, cavity filled with glass fibre bats such as Knauf DriTherm 32 Ultimate and inner skin of block-work lined internally with 50mm Celotex GA4000 rigid insulation board on battens with plasterboard/skim finish. Bottom half of existing stable door to be fitted below window

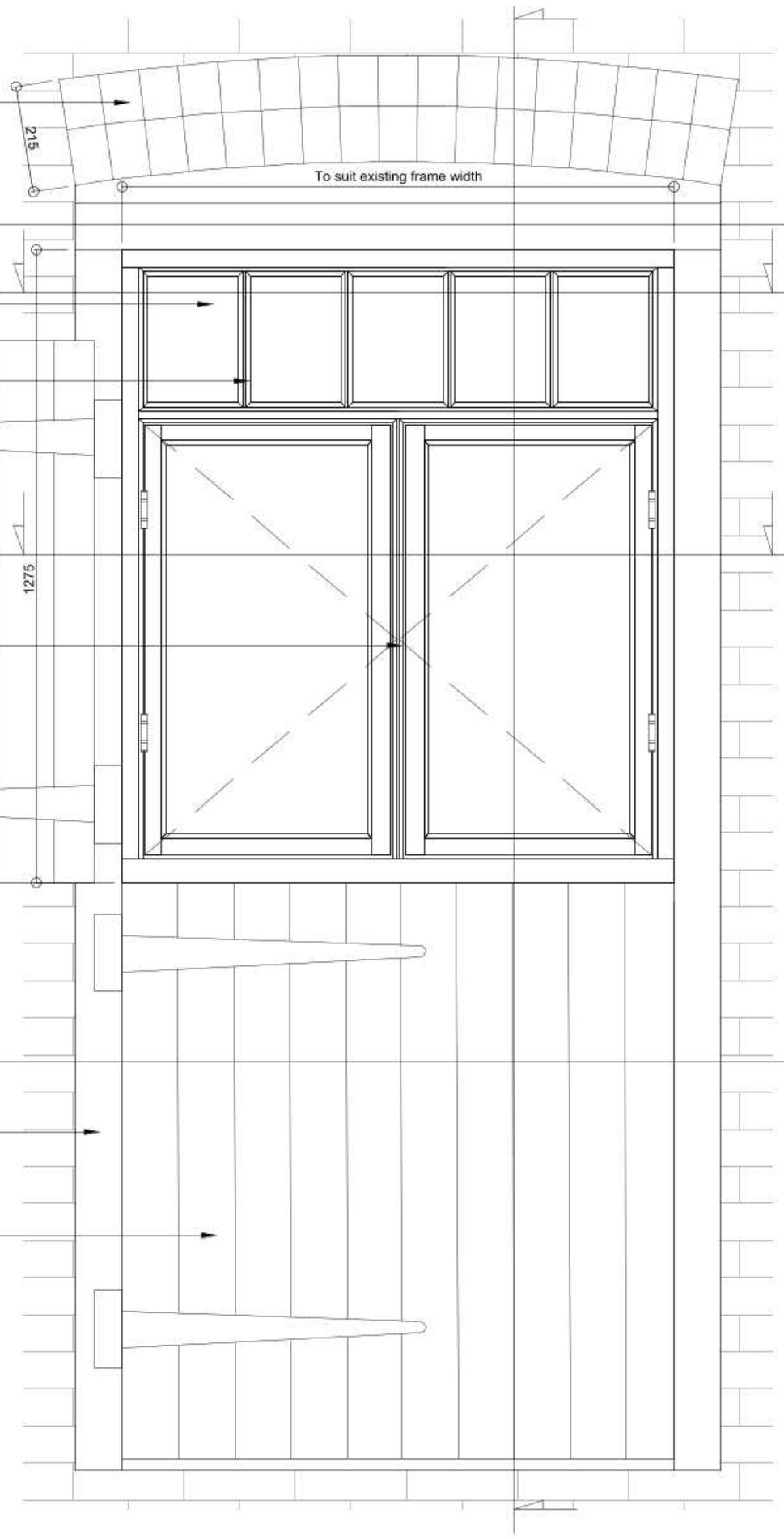

Window Type 4 Elevation
Scale 1:10

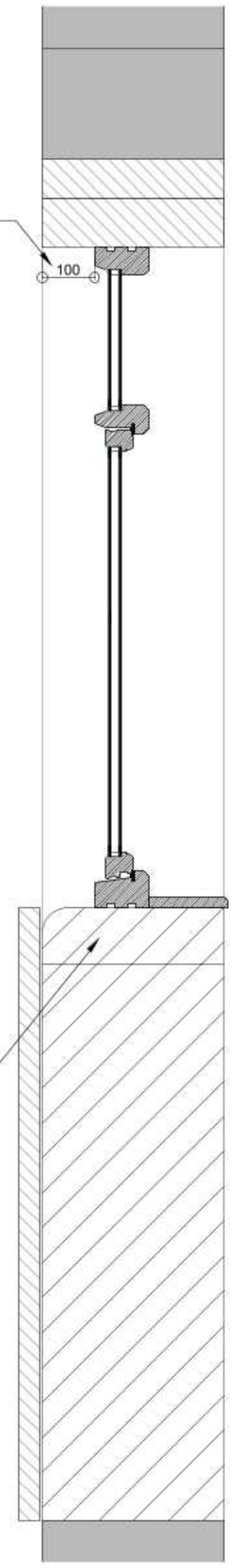

Window Type 4
Vertical Section - Scale 1:10

Material	Manufactured in hardwood painted in Dulux Heritage Cream to match existing windows. Existing stable doors to be stripped and finished with a dark wood stain finish
Mechanism	Openers are hung and operated on butt hinges and locked by night vent lockable fastener and casement stay
Glazing	Windows are glazed using sealed units and traditionally sealed externally using a white glazing compound.
Thermal Performance	Thermal performance is calculated by the standards of EN ISO 10077-1:2006 U-value tbc
Glazing Bars	Solid traditional framed glazing bars with individual glass units
Cills	Manufactured in hardwood painted in Dulux Heritage Cream to match existing
Fittings	A lockable night vent casement fastener and casement stay
Ventilation	A controllable trickle ventilator to be fitted to the window

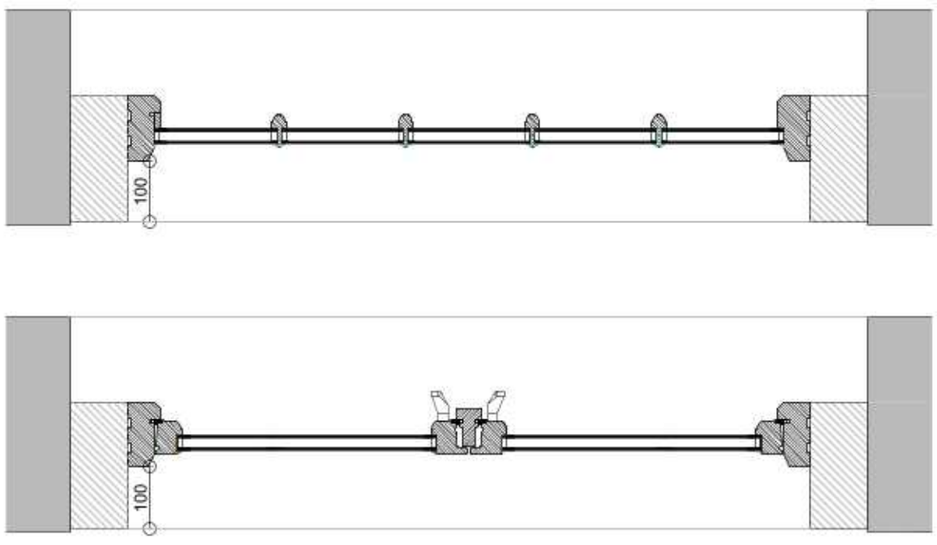

Window Type 4
Horizontal Sections - Scale 1:10

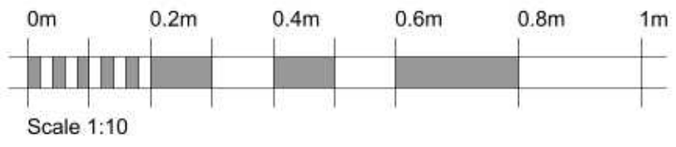

Scale 1:10

REV.	DETAILS	INIT.	DATE
A	Window paint/door stain details confirmed	RW	Nov 2024

PLANNING ISSUE

PLEASE NOTE
THESE DRAWINGS ARE FOR THE PURPOSE OF PLANNING ONLY
THESE ARE NOT CONSTRUCTION DRAWINGS

blueprint Architectural Design Ltd.
5 BLOTTS BARN, BROOKS ROAD, RAUNDS, NORTHANTS, NN9 6NS
01933 551389 :: info@blueprintdesign.org.uk

TITLE	Conversion of Existing Barns at Manor Farm, Brington, Cambridgeshire, PE28 5AF			
DETAIL	Window Replacing Door - Window Type 4 Elevation & Sections			
SCALE	1:10	SHEET:	A2	20-117-23A
DRAWN	RW	CHECKED		
DATE	September 2024	ISSUE	PLANNING	

CONTRACTORS MUST CHECK ALL DIMENSIONS ON SITE, ONLY FIGURED DIMENSIONS ARE TO BE WORKED FROM DISCREPANCIES MUST BE REPORTED TO BLUEPRINT BEFORE PROCEEDING. © THIS DRAWING IS COPYRIGHT.



All horizontal timbers to be retained and dark wood stain finish to be renewed with Sadolin Dark Palisander woodstain

New timber lintels to be installed above windows finished with Sadolin Dark Palisander woodstain to match existing horizontal timbers

Existing corner timbers to be removed to accommodate windows and match opposite elevation

New hardwood windows finished with Sadolin Dark Palisander woodstain to match existing timber posts

Existing timber posts to be retained and dark wood stain finish to be renewed with Sadolin Dark Palisander woodstain

New Brick cill detail to match existing

Bottom of existing apertures infilled with reclaimed brick to match existing

0m 0.4m 0.8m 1m 1.5m 2m

Scale 1:20

Proposed Works to Existing Open South Elevation
Elevation - Scale 1:20

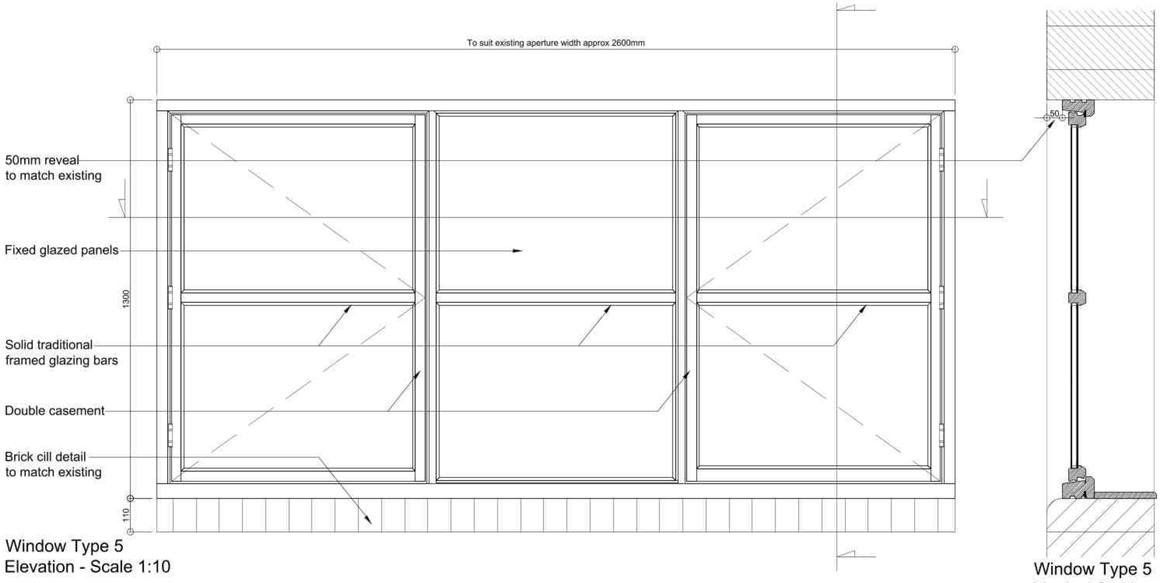

Window Type 5
Elevation - Scale 1:10

Window Type 5
Vertical Section - Scale 1:10

N.B: Emergency egress windows to habitable rooms to have an unobstructed openable area that is; at least 0.33m²; at least 450x450mm; not more than 1100mm above the floor to the bottom of the openable area.

Material	Manufactured in hardwood finished with Sadolin Dark Palisander woodstain
Mechanism	Openers are hung and operated on butt hinges and locked by night vent lockable fastener and casement stay
Glazing	Windows are glazed using sealed units and traditionally sealed externally using a white glazing compound.
Thermal Performance	Thermal performance is calculated by the standards of EN ISO 10077-1:2006 U-value tbc
Glazing Bars	Solid traditional framed glazing bars with individual glass units
Cills	Manufactured in hardwood finished with Sadolin Dark Palisander woodstain
Fittings	A lockable night vent casement fastener and casement stay
Ventilation	A controllable trickle ventilator to be fitted to the window

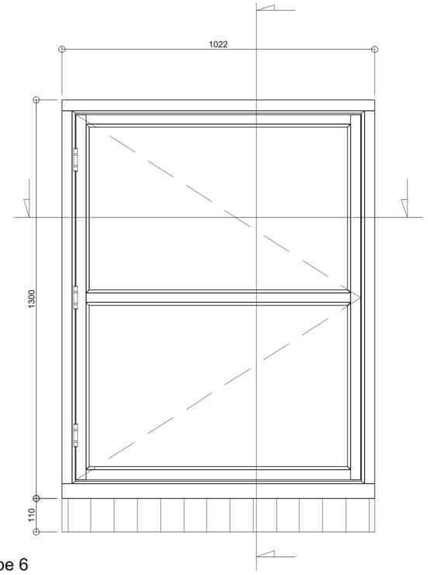

Window Type 6
Elevation - Scale 1:10

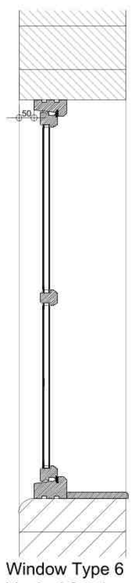

Window Type 6
Vertical Section - Scale 1:10



Window Type 5
Horizontal Sections - Scale 1:10



Window Type 6
Horizontal Section - Scale 1:10

0m 0.2m 0.4m 0.6m 0.8m 1m

Scale 1:10

PLANNING ISSUE

PLEASE NOTE
THESE DRAWINGS ARE FOR THE PURPOSE OF PLANNING ONLY
THESE ARE NOT CONSTRUCTION DRAWINGS

blueprint Architectural Design Ltd.
5 BLOTTS BARN, BROOKS ROAD, RAUNDS, NORTHANTS, NN9 6NS
01933 551389 :: info@blueprintdesign.org.uk

REV.	DETAILS	INIT.	DATE
A	Window/timber stain details confirmed	RW	Nov 2024

TITLE	Conversion of Existing Barns at Manor Farm, Brington, Cambridgeshire, PE28 5AF			
DETAIL	Proposed Works to South Elevation-Bedrooms Elevation & Sections			
SCALE	1:20 & 1:10	SHEET:	A1	20-117-24A
DRAWN	RW	CHECKED		
DATE	September 2024	ISSUE	PLANNING	

CONTRACTORS MUST CHECK ALL DIMENSIONS ON SITE. ONLY FIGURED DIMENSIONS ARE TO BE WORKED FROM DISCREPANCIES MUST BE REPORTED TO BLUEPRINT BEFORE PROCEEDING. © THIS DRAWING IS COPYRIGHT.



All horizontal timbers to be retained and dark wood stain finish to be renewed with Sadolin Dark Palisander woodstain

Existing timber lintels to be retained above windows. Cream paint to be to be carefully stripped off and timber finished with Sadolin Dark Palisander woodstain to match adjacent existing horizontal timbers

New hardwood windows and doors finished with Sadolin Dark Palisander woodstain to match existing timber posts

Existing timber posts to be retained and dark wood stain finish to be renewed with Sadolin Dark Palisander woodstain

Existing brick cill detail

0m 0.4m 0.8m 1m 1.5m 2m

Scale 1:20

Proposed Works to Existing South Elevation
Elevation - Scale 1:20

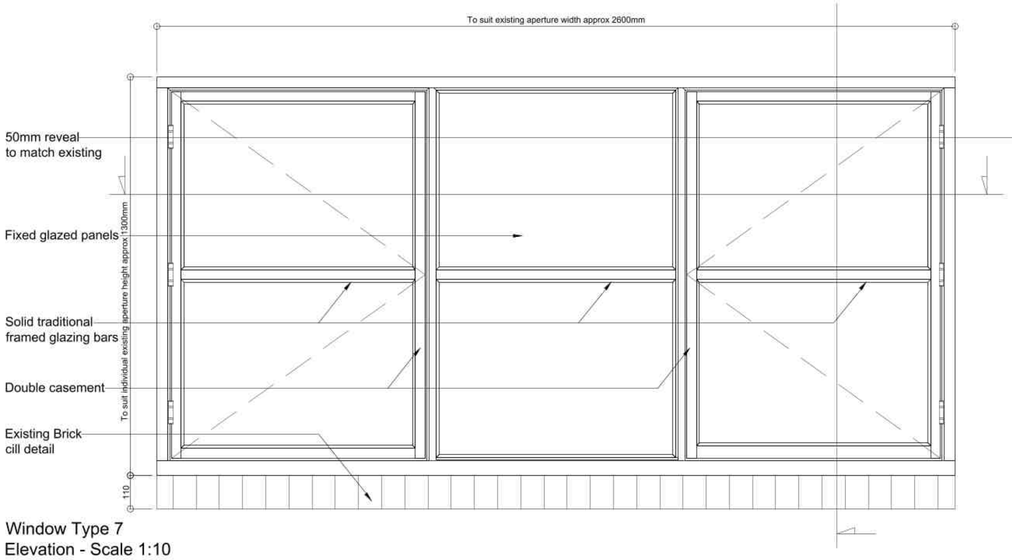

Window Type 7
Elevation - Scale 1:10

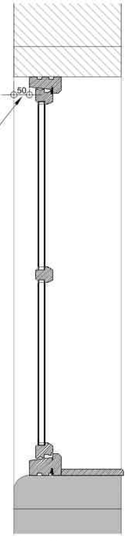

Window Type 7
Vertical Section - Scale 1:10

N.B: Emergency egress windows to habitable rooms to have an unobstructed openable area that is; at least 0.33m²; at least 450x450mm; not more than 1100mm above the floor to the bottom of the openable area.

Material	Manufactured in hardwood finished with Sadolin Dark Palisander woodstain
Mechanism	Openers are hung and operated on butt hinges and locked by night vent lockable fastener and casement stay
Glazing	Windows are glazed using sealed units and traditionally sealed externally using a white glazing compound.
Thermal Performance	Thermal performance is calculated by the standards of EN ISO 10077-1:2006 U-value tbc
Glazing Bars	Solid traditional framed glazing bars with individual glass units
Cills	Manufactured in hardwood finished with Sadolin Dark Palisander woodstain
Fittings	A lockable night vent casement fastener and casement stay
Ventilation	A controllable trickle ventilator to be fitted to the window

Window Type 7
Horizontal Sections - Scale 1:10

0m 0.2m 0.4m 0.6m 0.8m 1m

Scale 1:10

PLANNING ISSUE

PLEASE NOTE
THESE DRAWINGS ARE FOR THE PURPOSE OF PLANNING ONLY
THESE ARE NOT CONSTRUCTION DRAWINGS

blueprint Architectural Design Ltd.
5 BLOTTS BARN, BROOKS ROAD, RAUNDS, NORTHANTS, NN9 6NS
01933 551389 :: info@blueprintdesign.org.uk

REV.	DETAILS	INIT.	DATE
A	Window/door/timber stain details confirmed	RW	Nov 2024

TITLE	Conversion of Existing Barns at Manor Farm, Brington, Cambridgeshire, PE28 5AF			
DETAIL	Proposed Works to South Elevation - Kitchen Elevation & Sections			
SCALE	1:20 & 1:10	SHEET:	A1	20-117-25A
DRAWN	RW	CHECKED		
DATE	September 2024	ISSUE	PLANNING	

CONTRACTORS MUST CHECK ALL DIMENSIONS ON SITE. ONLY FIGURED DIMENSIONS ARE TO BE WORKED FROM DISCREPANCIES MUST BE REPORTED TO BLUEPRINT BEFORE PROCEEDING. © THIS DRAWING IS COPYRIGHT.

PLANNING ISSUE

PLEASE NOTE
THESE DRAWINGS ARE FOR THE PURPOSE OF PLANNING ONLY
THESE ARE NOT CONSTRUCTION DRAWINGS



Scale 1:10

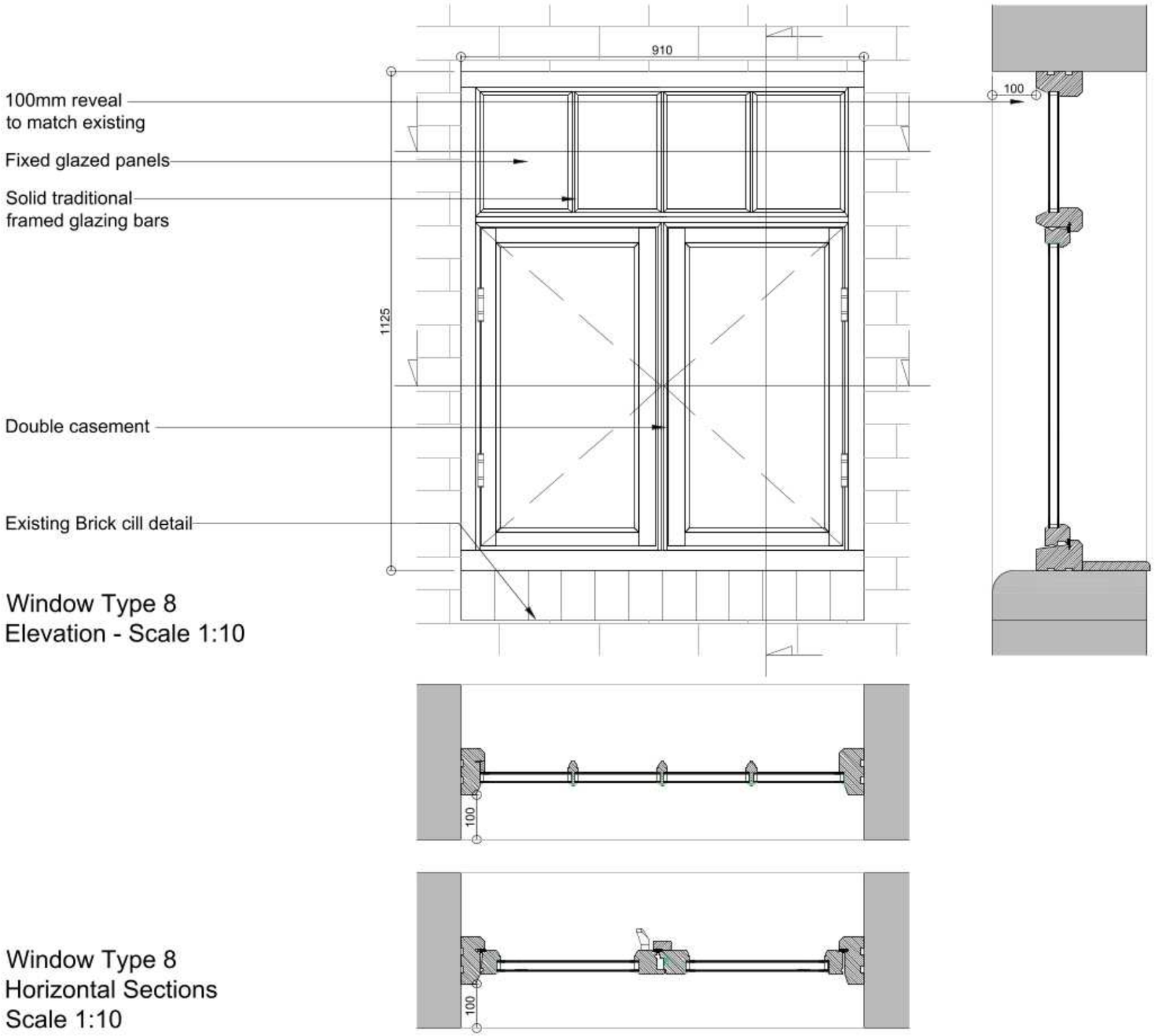

Window Type 8
Elevation - Scale 1:10

Window Type 8
Horizontal Sections
Scale 1:10

Window Type 8
Vertical Section - Scale 1:10

Material	Manufactured in hardwood painted in Dulux Heritage Cream to match existing
Mechanism	Openers are hung and operated on butt hinges and locked by night vent lockable fastener and casement stay
Glazing	Windows are glazed using sealed units and traditionally sealed externally using a white glazing compound.
Thermal Performance	Thermal performance is calculated by the standards of EN ISO 10077-1:2006 U-value tbc
Glazing Bars	Solid traditional framed glazing bars with individual glass units
Cills	Manufactured in hardwood painted in Dulux Heritage Cream to match existing
Fittings	A lockable night vent casement fastener and casement stay
Ventilation	A controllable trickle ventilator to be fitted to the window

REV.	DETAILS	INIT.	DATE
A	Window paint details confirmed	RW	Nov 2024

blueprint Architectural Design Ltd.
5 BLOTTS BARN, BROOKS ROAD, RAUNDS, NORTHANTS, NN9 6NS
01933 551389 :: info@blueprintdesign.org.uk

TITLE	Conversion of Existing Barns at Manor Farm, Brington, Cambridgeshire, PE28 5AF			
DETAIL	Replacement Window - Window Type 8 Elevation & Sections			
SCALE	1:10	SHEET:	A3	20-117-26A
DRAWN	RW	CHECKED		
DATE	September 2024	ISSUE	PLANNING	

CONTRACTORS MUST CHECK ALL DIMENSIONS ON SITE. ONLY FIGURED DIMENSIONS ARE TO BE WORKED FROM DISCREPANCIES MUST BE REPORTED TO BLUEPRINT BEFORE PROCEEDING. © THIS DRAWING IS COPYRIGHT.

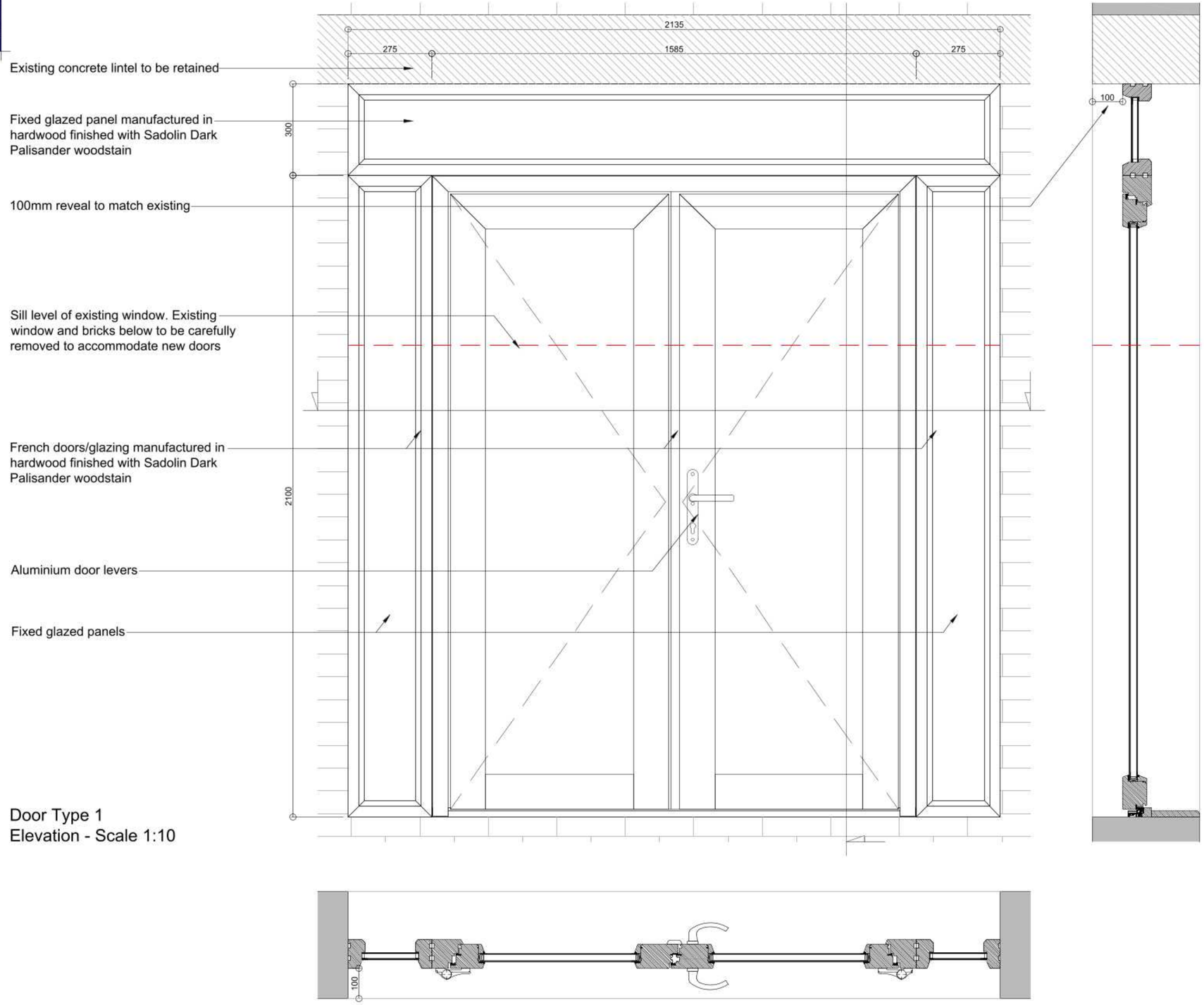

Door Type 1
Elevation - Scale 1:10

Door Type 1
Horizontal Section - Scale 1:10

Door Type 1
Vertical Section - Scale 1:10

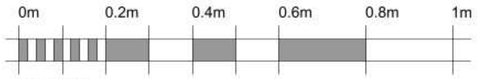

Scale 1:10

Material	Manufactured in hardwood finished with Sadolin Dark Palisander woodstain
Mechanism	The door leaf is hung on the 3D adjustable door hinges and locked by multipoint lock
Glazing	Windows are glazed using sealed units and traditionally sealed externally using a white glazing compound.
Thermal Performance	Thermal performance is calculated by the standards of EN ISO 10077-1:2006 U-value tbc
Glazing Bars	Solid traditional framed glazing bars with individual glass units
Thresholds	Manufactured in hardwood finished with Sadolin Dark Palisander woodstain
Fittings	Aluminium door levers
Ventilation	Controllable trickle ventilators to be fitted to doors

PLANNING ISSUE

PLEASE NOTE
THESE DRAWINGS ARE FOR THE PURPOSE OF PLANNING ONLY
THESE ARE NOT CONSTRUCTION DRAWINGS

REV.	DETAILS	INIT.	DATE
A	Door/glazing stain details confirmed	RW	Nov 2024

blueprint Architectural Design Ltd.
5 BLOTTS BARN, BROOKS ROAD, RAUNDS, NORTHANTS, NN9 6NS
01933 551389 :: info@blueprintdesign.org.uk

TITLE	Conversion of Existing Barns at Manor Farm, Brington, Cambridgeshire, PE28 5AF			
DETAIL	Doors Replacing Window - Door Type 1 Elevation & Sections			
SCALE	1:10	SHEET:	A2	20-117-27A
DRAWN	RW	CHECKED		
DATE	September 2024	ISSUE	PLANNING	

CONTRACTORS MUST CHECK ALL DIMENSIONS ON SITE. ONLY FIGURED DIMENSIONS ARE TO BE WORKED FROM DISCREPANCIES MUST BE REPORTED TO BLUEPRINT BEFORE PROCEEDING. © THIS DRAWING IS COPYRIGHT.

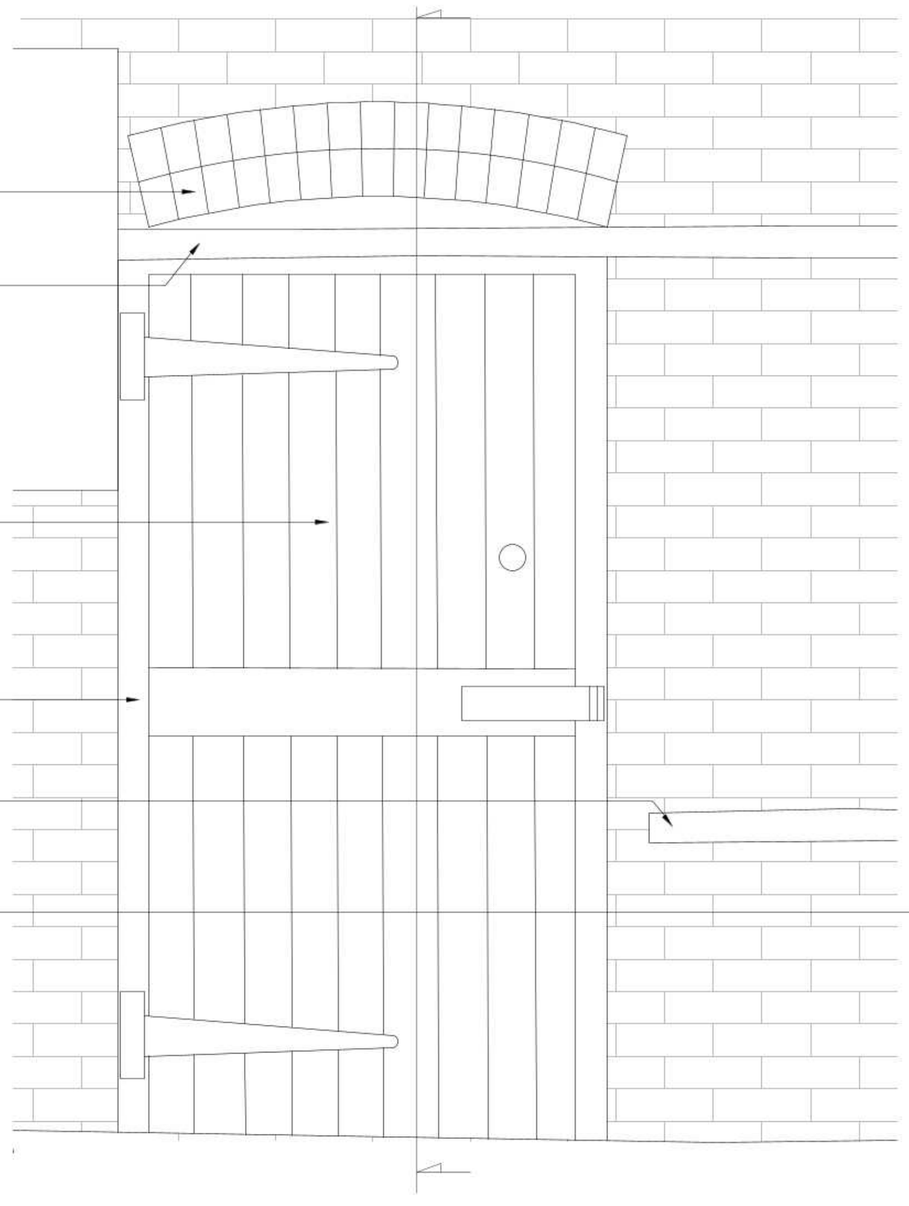

Existing brick lintel detail

Existing timber beam to be retained, dark wood stain finish to be renewed with Sadolin Dark Palisander woodstain

Existing stable doors to be retained. Existing green paint to be carefully stripped off door and timber finished with Sadolin Dark Palisander woodstain

Existing door frame to be retained/repaired and cream paint finish to be renewed with Dulux Heritage Cream paint

Existing timber beam to be retained, dark wood stain finish to be renewed with Sadolin Dark Palisander woodstain

Existing door aperture infilled with outer skin of reclaimed brick to match existing, cavity filled with glass fibre bats such as Knauf DriTherm 32 Ultimate and inner skin of block-work lined internally with 50mm Celotex GA4000 rigid insulation board on battens with plasterboard/skim finish. Bottom half of existing stable door to be fitted below window

Door Type 2
Elevation - Scale 1:10

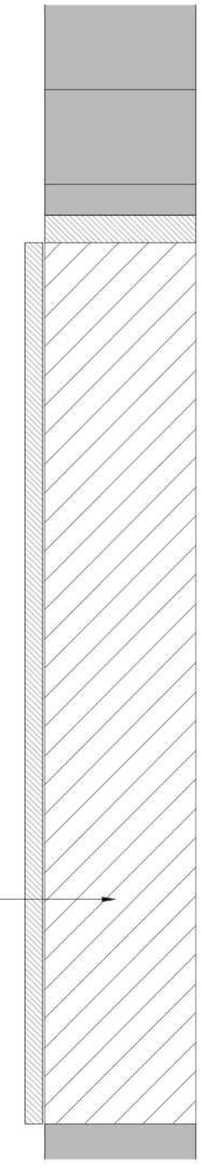

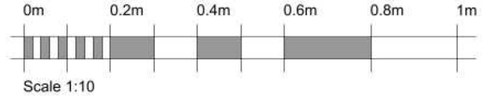

Scale 1:10

Door Type 2
Vertical Section - Scale 1:10

PLANNING ISSUE

PLEASE NOTE
THESE DRAWINGS ARE FOR THE PURPOSE OF PLANNING ONLY
THESE ARE NOT CONSTRUCTION DRAWINGS

REV.	DETAILS	INIT.	DATE
A	Door/frame/timbers stain and paint details confirmed	RW	Nov 2024

blueprint Architectural Design Ltd.
5 BLOTTS BARN, BROOKS ROAD, RAUNDS, NORTHANTS, NN9 6NS
01933 551389 :: info@blueprintdesign.org.uk

TITLE	Conversion of Existing Barns at Manor Farm, Brington, Cambridgeshire, PE28 5AF			
DETAIL	Existing Door Aperture Infilled - Door Type 2 Elevation & Section			
SCALE	1:10	SHEET:	A2	20-117-28A
DRAWN	RW	CHECKED		
DATE	September 2024	ISSUE	PLANNING	

CONTRACTORS MUST CHECK ALL DIMENSIONS ON SITE. ONLY FIGURED DIMENSIONS ARE TO BE WORKED FROM DISCREPANCIES MUST BE REPORTED TO BLUEPRINT BEFORE PROCEEDING. © THIS DRAWING IS COPYRIGHT.

Existing timber lintel to be retained, dark wood stain finish to be renewed with Sadolin Dark Palisander woodstain

Fixed glazed panel manufactured in hardwood finished with Sadolin Dark Palisander woodstain

100mm reveal to match existing

French doors manufactured in hardwood with a Sadolin Dark Palisander woodstain finish

Aluminium door levers

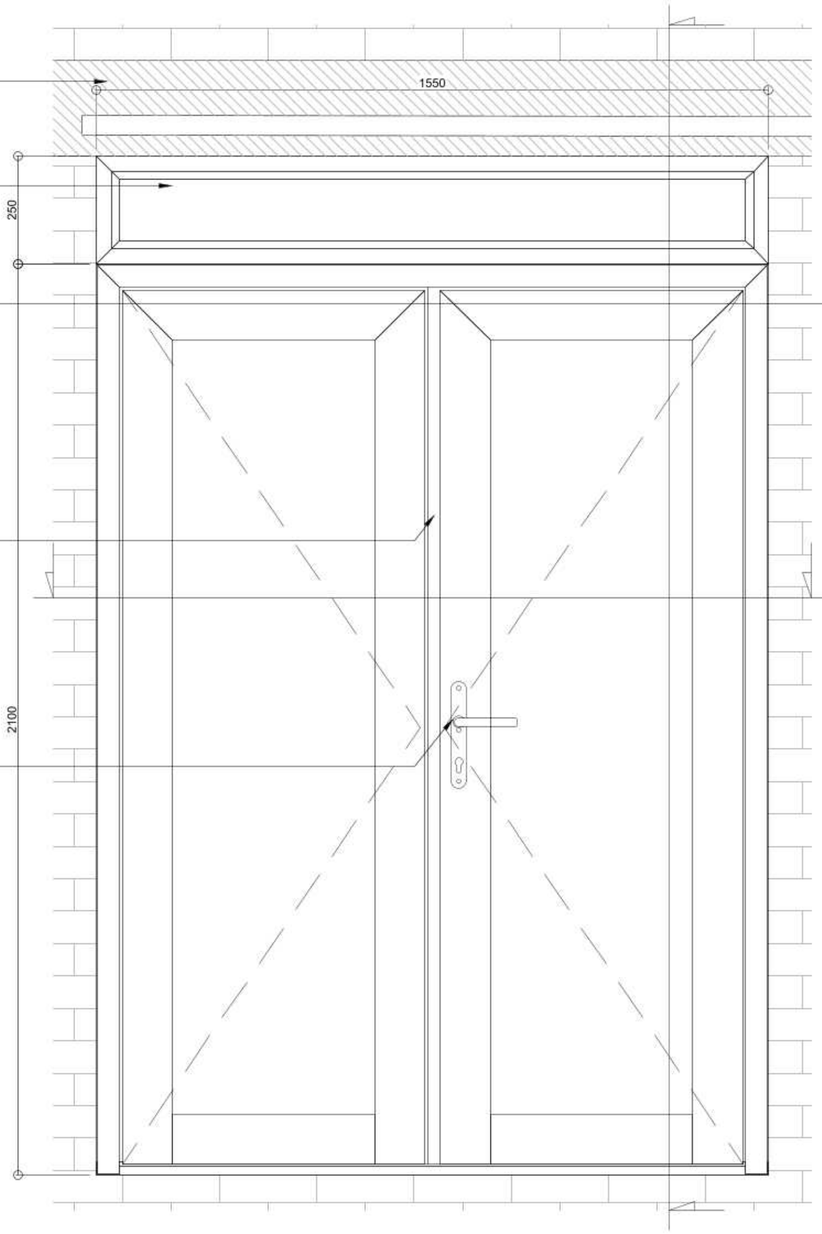

Door Type 3
Elevation - Scale 1:10



Door Type 3
Vertical Section - Scale 1:10

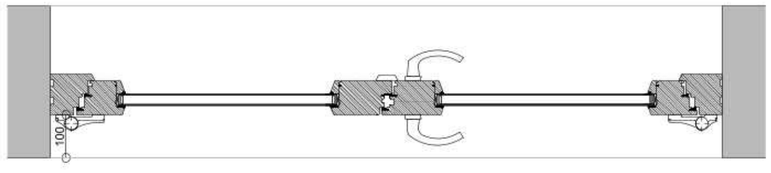

Door Type 3
Horizontal Section - Scale 1:10

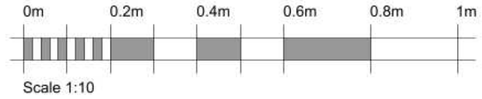

Scale 1:10

Material	Manufactured in hardwood finished with Sadolin Dark Palisander woodstain
Mechanism	The door leaf is hung on the 3D adjustable door hinges and locked by multipoint lock
Glazing	Windows are glazed using sealed units and traditionally sealed externally using a white glazing compound.
Thermal Performance	Thermal performance is calculated by the standards of EN ISO 10077-1:2006 U-value tbc
Glazing Bars	Solid traditional framed glazing bars with individual glass units
Thresholds	Manufactured in hardwood finished with Sadolin Dark Palisander woodstain
Fittings	Aluminium door levers
Ventilation	Controllable trickle ventilators to be fitted to doors

PLANNING ISSUE

PLEASE NOTE
THESE DRAWINGS ARE FOR THE PURPOSE OF PLANNING ONLY
THESE ARE NOT CONSTRUCTION DRAWINGS

REV.	DETAILS	INIT.	DATE
A	Door/glazing stain details confirmed	RW	Nov 2024

TITLE	Conversion of Existing Barns at Manor Farm, Brington, Cambridgeshire, PE28 5AF			
DETAIL	Replacement Doors- Door Type 3 Elevation & Sections			
SCALE	1:10	SHEET:	A2	20-117-29A
DRAWN	RW	CHECKED		
DATE	September 2024	ISSUE	PLANNING	

blueprint Architectural Design Ltd.
5 BLOTTS BARN, BROOKS ROAD, RAUNDS, NORTHANTS, NN9 6NS
01933 551389 :: info@blueprintdesign.org.uk

CONTRACTORS MUST CHECK ALL DIMENSIONS ON SITE. ONLY FIGURED DIMENSIONS ARE TO BE WORKED FROM DISCREPANCIES MUST BE REPORTED TO BLUEPRINT BEFORE PROCEEDING. © THIS DRAWING IS COPYRIGHT

Existing horizontal timbers & posts to be retained, dark wood stain finish to be renewed finished with Sadolin Dark Palisander woodstain

50mm reveal to match existing

Fixed glazed panels manufactured in hardwood finished with Sadolin Dark Palisander woodstain

French doors Manufactured in hardwood with a Sadolin Dark Palisander woodstain finish

Aluminium door levers

Sill level of existing window. Existing window and Bricks below to be carefully removed to accommodate new doors

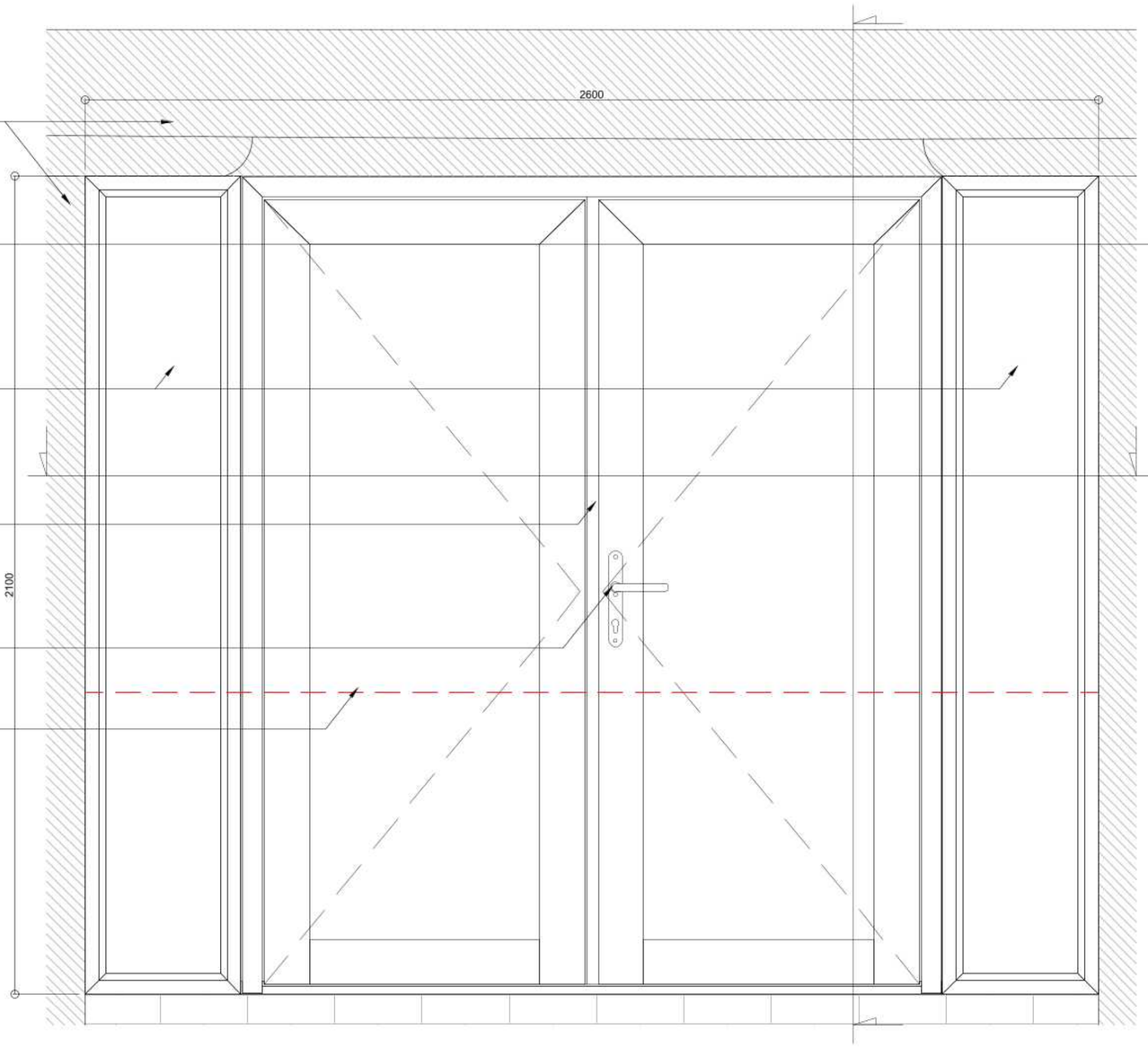

Door Type 4
Elevation - Scale 1:10

Door Type 4
Horizontal Section - Scale 1:10



Door Type 4
Vertical Section - Scale 1:10

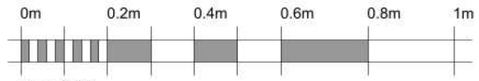

Scale 1:10

Material	Manufactured in hardwood finished with Sadolin Dark Palisander woodstain
Mechanism	The door leaf is hung on the 3D adjustable door hinges and locked by multipoint lock
Glazing	Windows are glazed using sealed units and traditionally sealed externally using a white glazing compound.
Thermal Performance	Thermal performance is calculated by the standards of EN ISO 10077-1:2006 U-value tbc
Glazing Bars	Solid traditional framed glazing bars with individual glass units
Thresholds	Manufactured in hardwood finished with Sadolin Dark Palisander woodstain
Fittings	Aluminium door levers
Ventilation	Controllable trickle ventilators to be fitted to doors

PLANNING ISSUE

PLEASE NOTE
THESE DRAWINGS ARE FOR THE PURPOSE OF PLANNING ONLY
THESE ARE NOT CONSTRUCTION DRAWINGS

REV.	DETAILS	INIT.	DATE
A	Door/glazing stain details confirmed	RW	Nov 2024

blueprint Architectural Design Ltd.
5 BLOTTS BARN, BROOKS ROAD, RAUNDS, NORTHANTS, NN9 6NS
01933 551389 :: info@blueprintdesign.org.uk

TITLE	Conversion of Existing Barns at Manor Farm, Brington, Cambridgeshire, PE28 5AF			
DETAIL	Doors Replacing Window - Door Type 4 Elevation & Sections			
SCALE	1:10	SHEET:	A2	20-117-30A
DRAWN	RW	CHECKED		
DATE	September 2024	ISSUE	PLANNING	

CONTRACTORS MUST CHECK ALL DIMENSIONS ON SITE. ONLY FIGURED DIMENSIONS ARE TO BE WORKED FROM DISCREPANCIES MUST BE REPORTED TO BLUEPRINT BEFORE PROCEEDING. © THIS DRAWING IS COPYRIGHT

Existing brick lintel detail

Existing timber door to be retained and finished with Sadolin Dark Palisander woodstain to match existing adjacent timbers to south elevation.

Existing glazed panel

Existing stable doors to be retained. Existing green paint to be carefully stripped off door and timber finished with Sadolin Dark Palisander woodstain.

Existing door frame to be retained/repaired and cream paint finish to be renewed with Dulux Heritage Cream paint.

Existing door aperture infilled with 2 courses of reclaimed brick to match existing and existing door shortened by approx 150mm to accommodate raised insulated floor level.

Additional step to be added to existing steps to accommodate higher internal floor level. Step to be built from grey blue bricks to match existing.

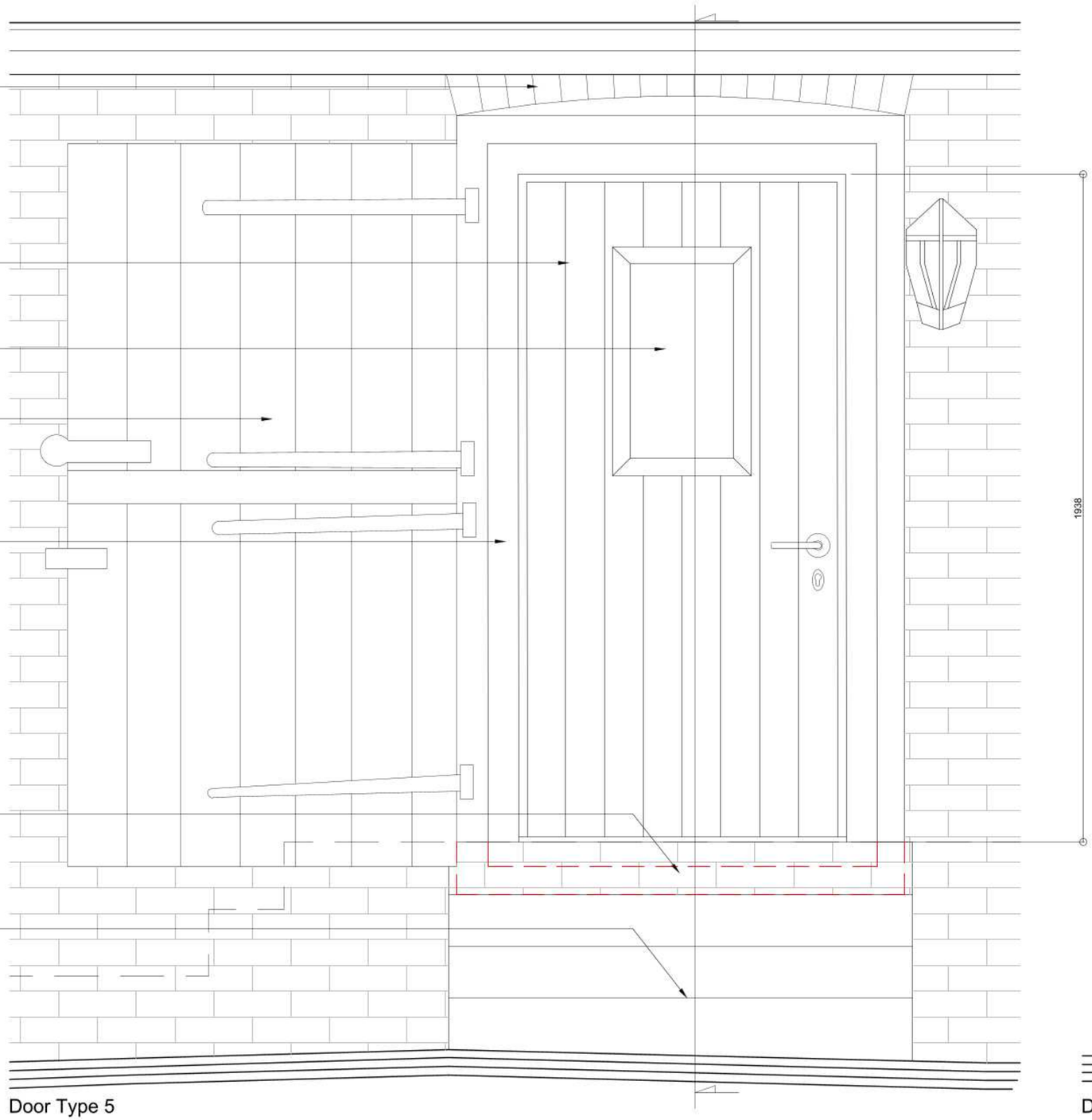

Door Type 5
Elevation
Scale 1:10

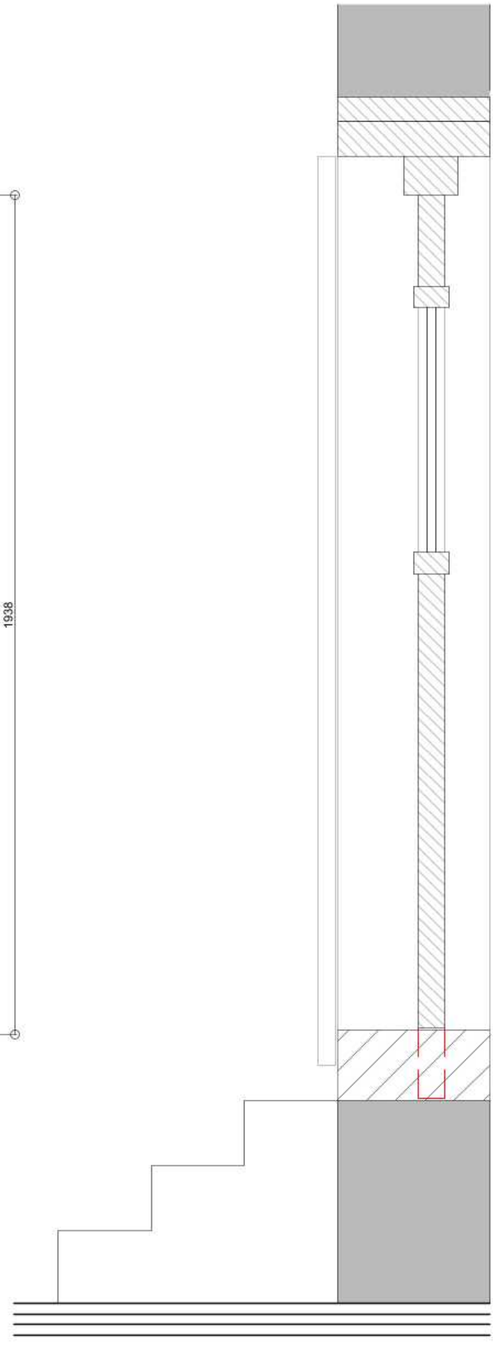

Door Type 5
Vertical Section
Scale 1:10

0m 0.2m 0.4m 0.6m 0.8m 1m

Scale 1:10

PLANNING ISSUE

PLEASE NOTE
THESE DRAWINGS ARE FOR THE PURPOSE OF PLANNING ONLY
THESE ARE NOT CONSTRUCTION DRAWINGS

REV.	DETAILS	INIT.	DATE
A	Door/frame stain and paint details confirmed	RW	Nov 2024

blueprint Architectural Design Ltd.
5 BLOTTS BARN, BROOKS ROAD, RAUNDS, NORTHANTS, NN9 6NS
01933 551389 :: info@blueprintdesign.org.uk

TITLE	Conversion of Existing Barns at Manor Farm, Brington, Cambridgeshire, PE28 5AF
DETAIL	Existing Door Shortened - Door Type 5 Elevation & Section

SCALE	1:10	SHEET:	A2	20-117-31A
DRAWN	RW	CHECKED		
DATE	September 2024	ISSUE	PLANNING	

CONTRACTORS MUST CHECK ALL DIMENSIONS ON SITE. ONLY FIGURED DIMENSIONS ARE TO BE WORKED FROM.DISCREPANCIES MUST BE REPORTED TO BLUEPRINT BEFORE PROCEEDING. © THIS DRAWING IS COPYRIGHT.

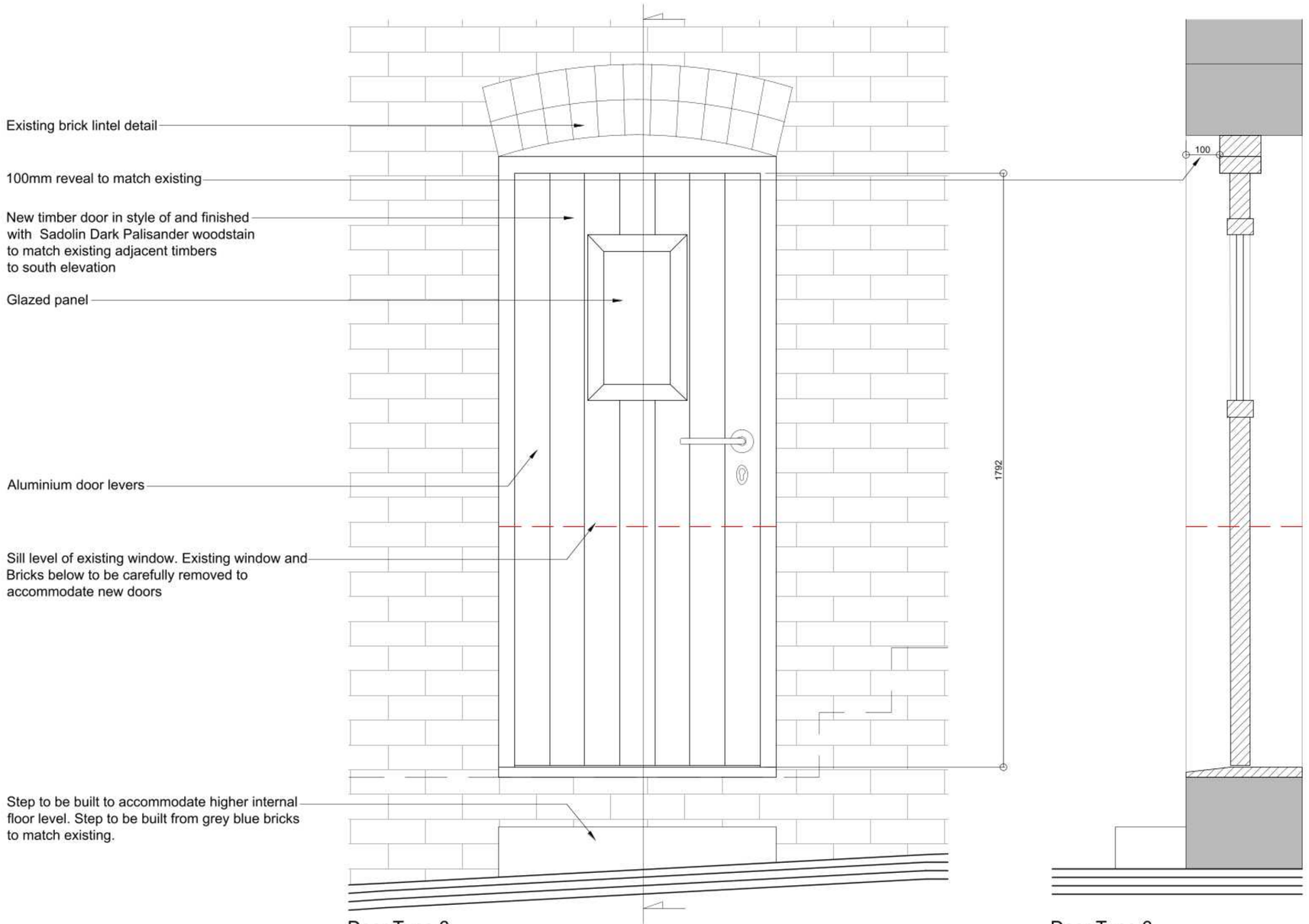

Door Type 6
Elevation - Scale 1:10

Door Type 6
Vertical Section - Scale 1:10

Material	Manufactured in hardwood finished with Sadolin Dark Palisander woodstain
Mechanism	The door leaf is hung on the 3D adjustable door hinges and locked by multipoint lock
Glazing	Windows are glazed using sealed units and traditionally sealed externally using a white glazing compound.
Thermal Performance	Thermal performance is calculated by the standards of EN ISO 10077-1:2006 U-value tbc
Thresholds	Manufactured in hardwood finished with Sadolin Dark Palisander woodstain
Fittings	Aluminium door levers
Ventilation	Controllable trickle ventilators to be fitted to doors

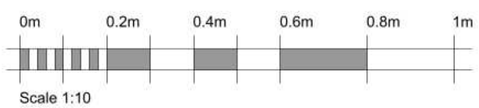

Scale 1:10

PLANNING ISSUE

PLEASE NOTE
THESE DRAWINGS ARE FOR THE PURPOSE OF PLANNING ONLY
THESE ARE NOT CONSTRUCTION DRAWINGS

REV.	DETAILS		INIT.	DATE
A	Door stain details confirmed		RW	Nov 2024

blueprint Architectural Design Ltd.
5 BLOTTS BARN, BROOKS ROAD, RAUNDS, NORTHANTS, NN9 6NS
01933 551389 :: info@blueprintdesign.org.uk

TITLE	Conversion of Existing Barns at Manor Farm, Brington, Cambridgeshire, PE28 5AF			
DETAIL	Door Replacing Window - Door Type 6 Elevation & Section			
SCALE	1:10	SHEET:	A2	20-117-32A
DRAWN	RW	CHECKED		
DATE	September 2024	ISSUE:	PLANNING	

CONTRACTORS MUST CHECK ALL DIMENSIONS ON SITE. ONLY FIGURED DIMENSIONS ARE TO BE WORKED FROM DISCREPANCIES MUST BE REPORTED TO BLUEPRINT BEFORE PROCEEDING. © THIS DRAWING IS COPYRIGHT.

Existing door frame to be removed

Existing door aperture infilled with outer skin of reclaimed brick to match existing, cavity filled with glass fibre bats such as Knauf DriTherm 32 Ultimate and inner skin of block-work lined internally with 50mm Celotex GA4000 rigid insulation board on battens with plasterboard/skim finish. Bottom half of existing stable door to be fitted below window



Door Type 7
Elevation - Scale 1:10

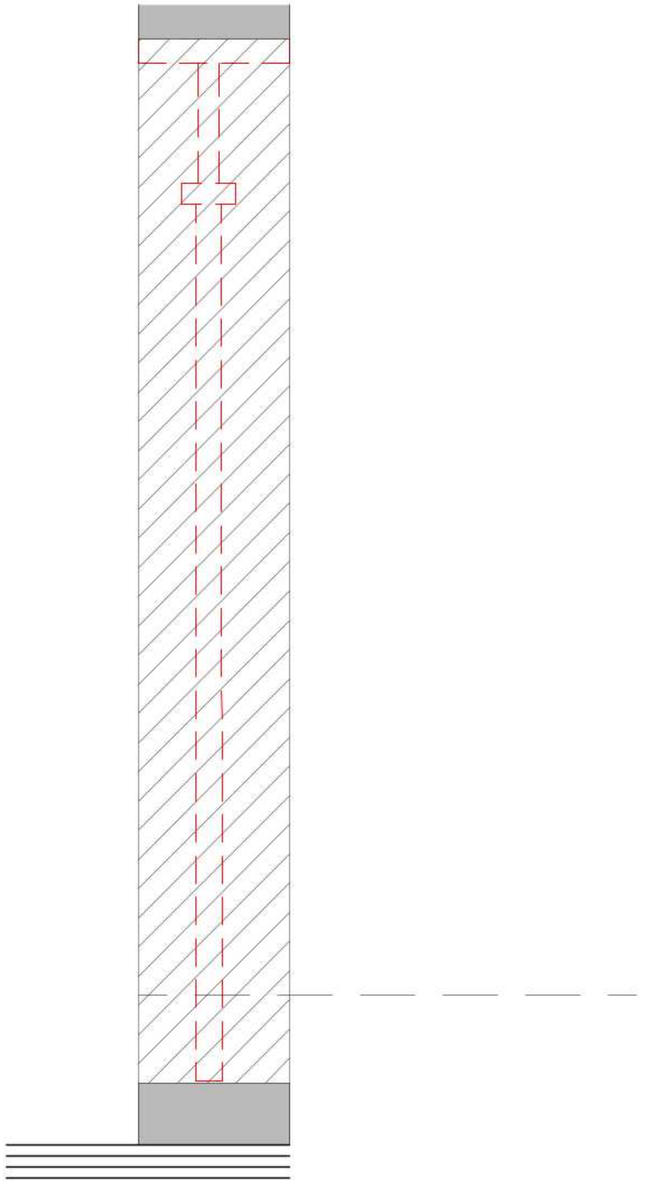

Door Type 7
Vertical Section - Scale 1:10

0m 0.2m 0.4m 0.6m 0.8m 1m

Scale 1:10

PLANNING ISSUE

PLEASE NOTE
THESE DRAWINGS ARE FOR THE PURPOSE OF PLANNING ONLY
THESE ARE NOT CONSTRUCTION DRAWINGS

blueprint Architectural Design Ltd.
5 BLOTTS BARN, BROOKS ROAD, RAUNDS, NORTHANTS, NN9 6NS
01933 551389 :: info@blueprintdesign.org.uk

TITLE	Conversion of Existing Barns at Manor Farm, Brington, Cambridgeshire, PE28 5AF			
DETAIL	Existing Door Aperture Infilled - Door Type 7 Elevation & Section			
SCALE	1:10	SHEET:	A2	20-117-33
DRAWN	RW	CHECKED		
DATE	September 2024	ISSUE	PLANNING	

CONTRACTORS MUST CHECK ALL DIMENSIONS ON SITE. ONLY FIGURED DIMENSIONS ARE TO BE WORKED FROM DISCREPANCIES MUST BE REPORTED TO BLUEPRINT BEFORE PROCEEDING. © THIS DRAWING IS COPYRIGHT

Existing timber door to be retained and finished with Sadolin Dark Palisander woodstain to match existing adjacent timbers to south elevation.

Existing door frame to be retained/repaired and finished in Dulux Heritage Cream paint to match existing.

Existing door aperture infilled with 3 courses of reclaimed brick to match existing and existing door shortened by approx 225mm to accommodate raised insulated floor level.

Steps to be built to accommodate higher internal floor level. Steps to be built from grey blue bricks to match existing.

Existing concrete ramp/threshold to be broken out to accommodate new steps.

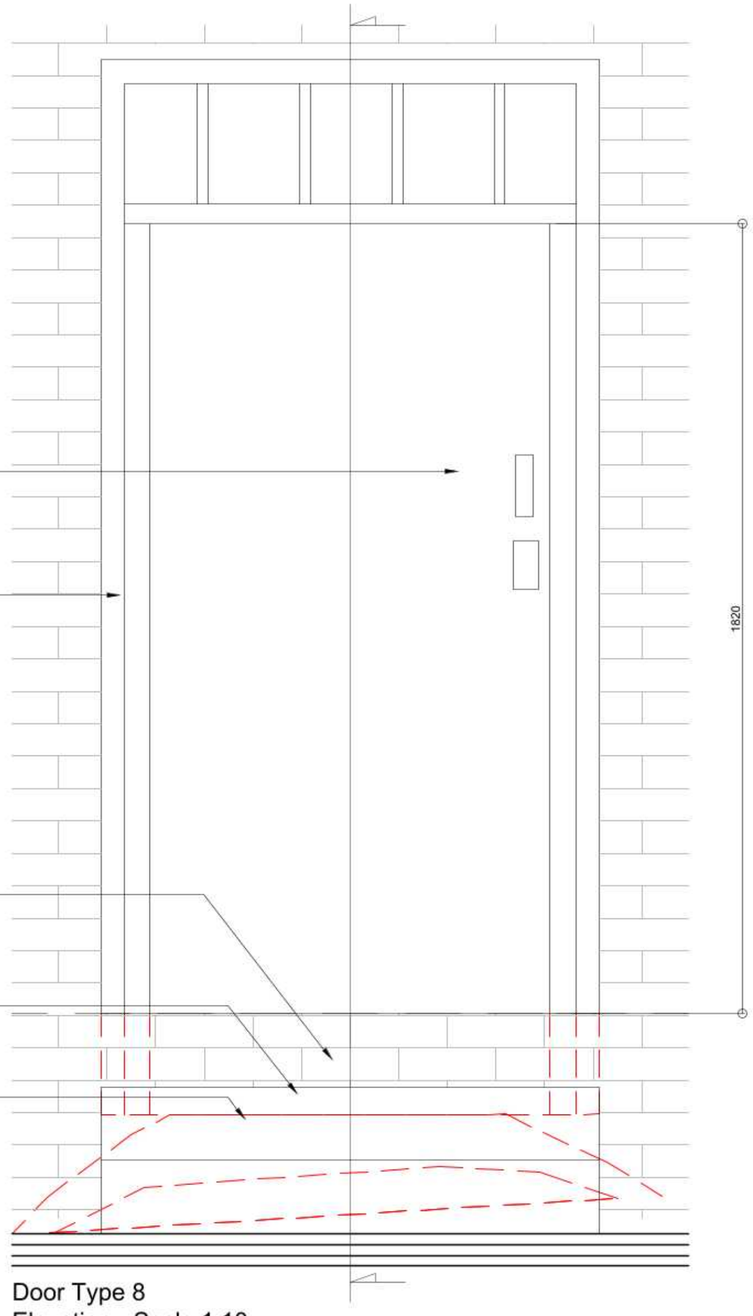

Door Type 8
Elevation - Scale 1:10

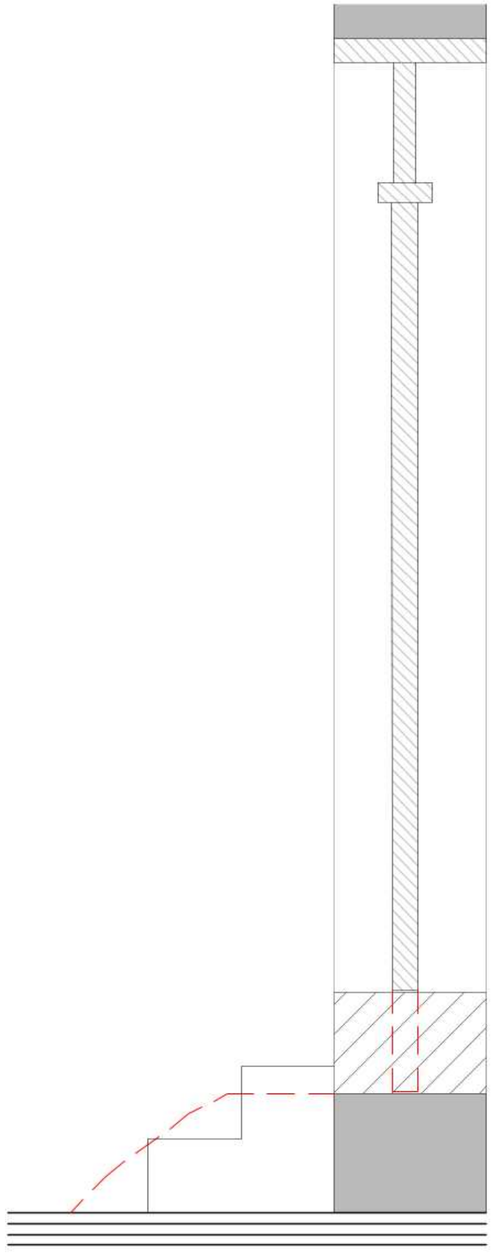

Door Type 8
Vertical Section - Scale 1:10

0m 0.2m 0.4m 0.6m 0.8m 1m

Scale 1:10

PLANNING ISSUE

PLEASE NOTE
THESE DRAWINGS ARE FOR THE PURPOSE OF PLANNING ONLY
THESE ARE NOT CONSTRUCTION DRAWINGS

REV.	DETAILS	INIT.	DATE
A	Door/frame stain and paint details confirmed	RW	Nov 2024

blueprint Architectural Design Ltd.
5 BLOTTS BARN, BROOKS ROAD, RAUNDS, NORTHANTS, NN9 6NS
01933 551389 :: info@blueprintdesign.org.uk

TITLE	Conversion of Existing Barns at Manor Farm, Brington, Cambridgeshire, PE28 5AF
DETAIL	Existing Door Shortened - Door Type 8 Elevation & Section

SCALE	1:10	SHEET:	A2	20-117-34A
DRAWN	RW	CHECKED		
DATE	September 2024	ISSUE	PLANNING	

CONTRACTORS MUST CHECK ALL DIMENSIONS ON SITE. ONLY FIGURED DIMENSIONS ARE TO BE WORKED FROM DISCREPANCIES MUST BE REPORTED TO BLUEPRINT BEFORE PROCEEDING. © THIS DRAWING IS COPYRIGHT.

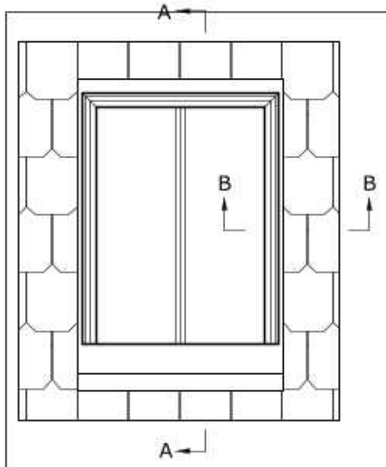

Section A-A
1:5

Section B-B
1:5

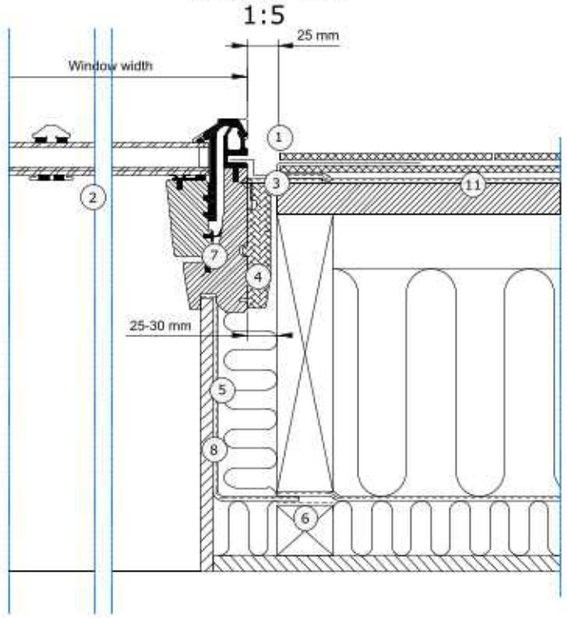

VELUX Conservation Roof Lights

A Velux conservation roof light has a slimmer profile black exterior and sits flush to the roof tiles to resemble a traditional Victorian cast iron singe-glazed window. With a white-painted finish on the inside the exterior covers are constructed in black aluminium, whilst the vertical glazing bar delivers a classic, traditional look.

1. VELUX flashing (EDU 20°-65°)
2. VELUX window (GCL 20°-65°)
3. VELUX underfelt collar (BFX)
4. VELUX insulation frame (Pre-installed on GCL)
5. VELUX vapour barrier (BBX)
6. VELUX vapour barrier tape (BBX)
7. Gasket on BBX in window rebate
8. Lining (non - VELUX)
9. Sarking board (Non VELUX)
10. Trimmer where necessary (Non VELUX)
11. Felt/breather membrane (Non VELUX)

VELUX Products:

GGL 20°-65°



EDU 20°-65°

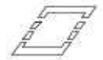

BFX



BBX



VELUX window sizes to be used:

	Size	Width (mm)	Height (mm)
Conservation RL Type 1	MK06	780	1178
Conservation RL Type 2	SK10	1140	1398

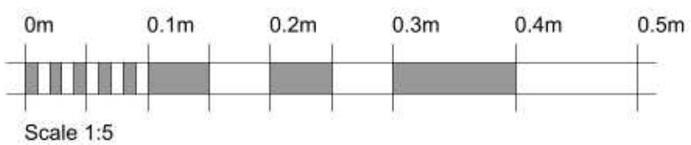

Scale 1:5

blueprint Architectural Design Ltd.
5 BLOTTS BARN, BROOKS ROAD, RAUNDS, NORTHANTS, NN9 6NS
01933 551389 :: info@blueprintdesign.org.uk

TITLE	Conversion of Existing Barns at Manor Farm, Brington, Cambridgeshire, PE28 5AF			
DETAIL	Conservation Roof Windows - Type 1 & 2 Elevation & Sections			
SCALE	1:5	SHEET:	A3	20-117-35
DRAWN	RW	CHECKED		
DATE	September 2024	ISSUE	PLANNING	

CONTRACTORS MUST CHECK ALL DIMENSIONS ON SITE. ONLY FIGURED DIMENSIONS ARE TO BE WORKED FROM DISCREPANCIES MUST BE REPORTED TO BLUEPRINT BEFORE PROCEEDING. © THIS DRAWING IS COPYRIGHT.

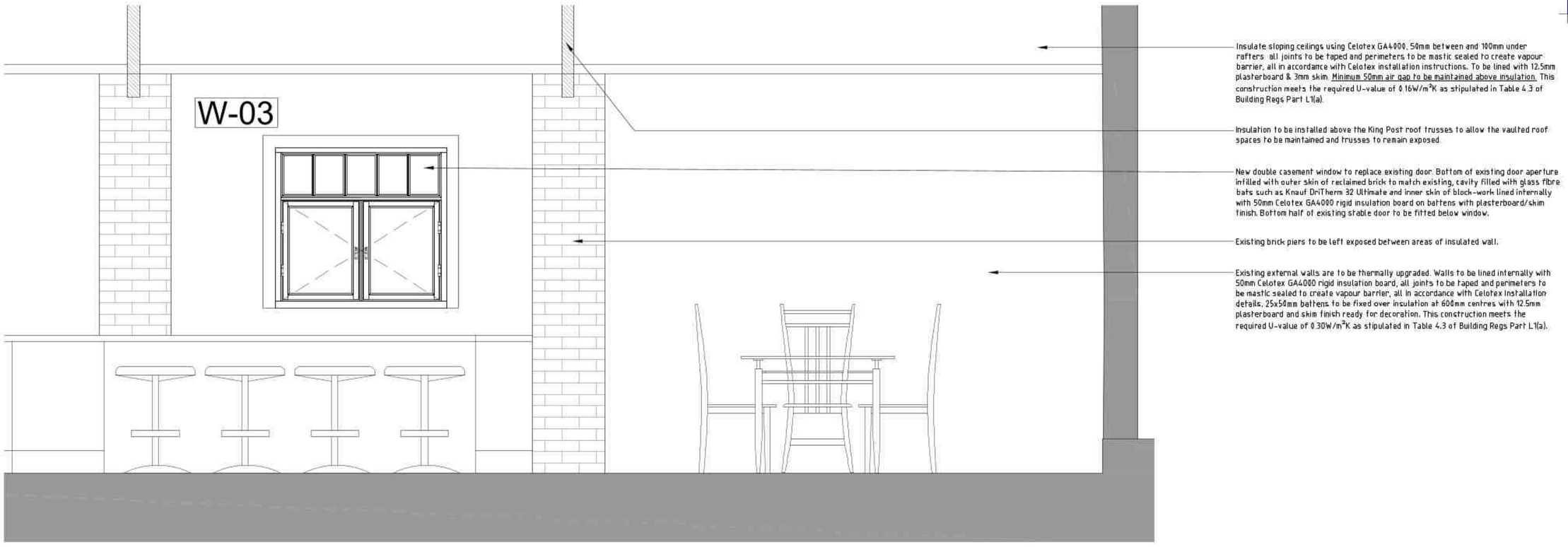

Proposed Internal Elevation - View H
Scale 1:20

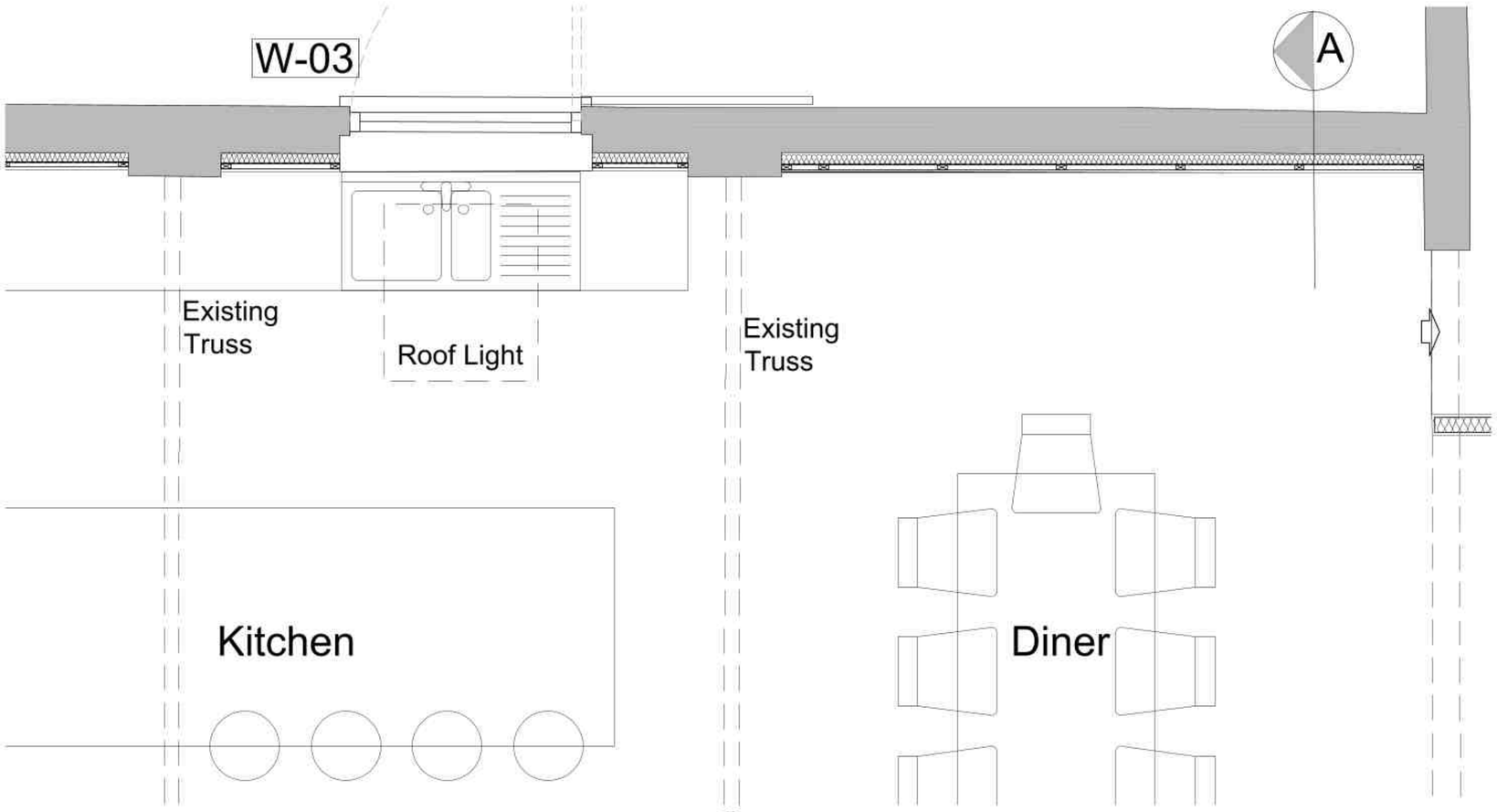

Proposed Part Floor Plan
Scale 1:20

View H

PLANNING ISSUE

PLEASE NOTE
THESE DRAWINGS ARE FOR THE PURPOSE OF PLANNING ONLY
THESE ARE NOT CONSTRUCTION DRAWINGS



Proposed External Wall Detail
Scale 1:10

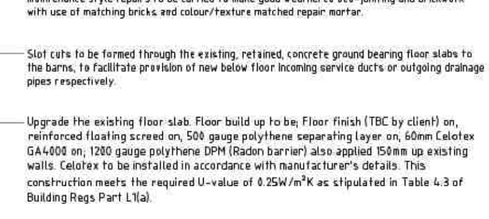

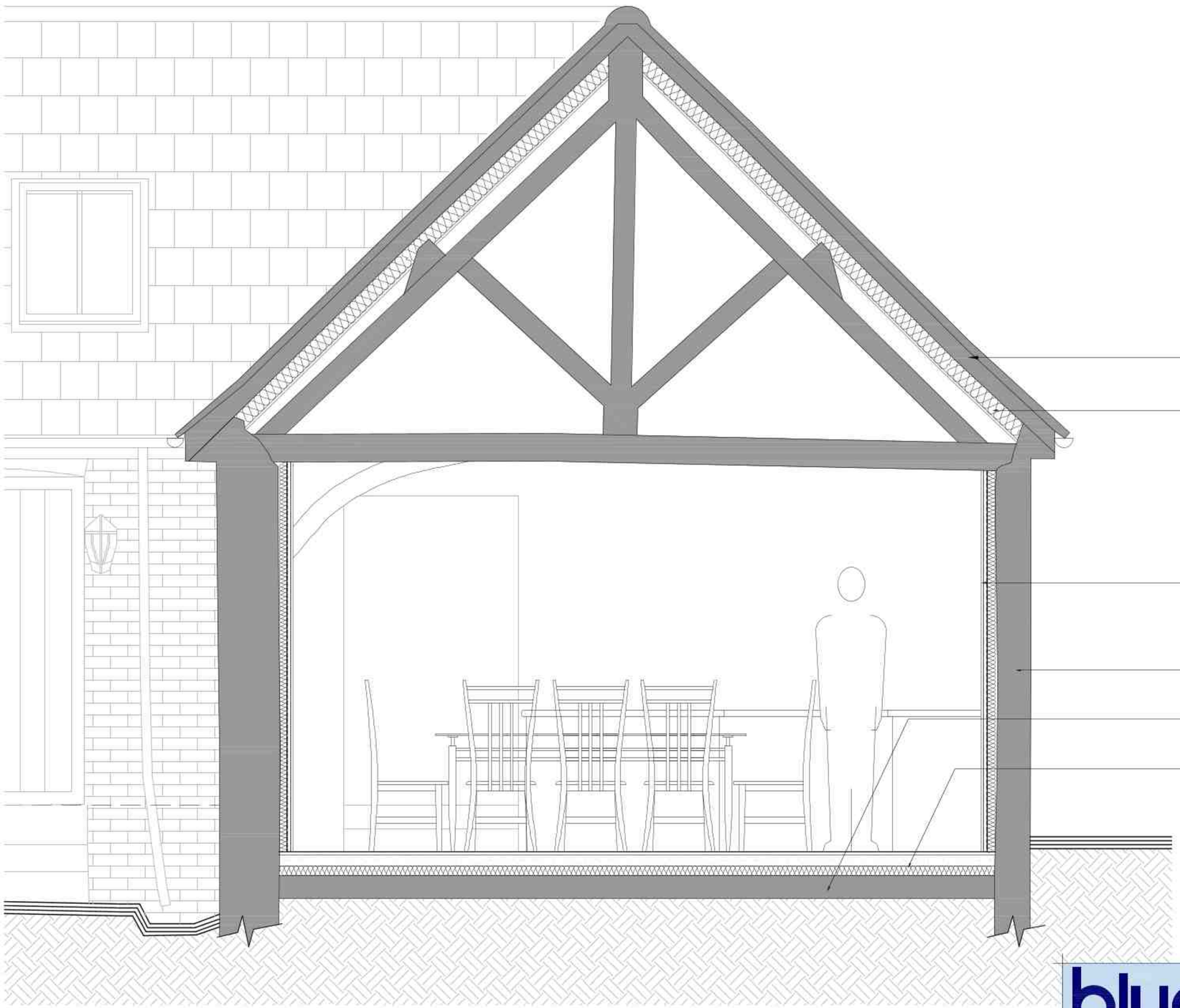

Proposed Section A-A
Scale 1:20

blueprint Architectural Design Ltd.
5 BLOTTS BARN, BROOKS ROAD, RAUNDS, NORTHANTS, NN9 6NS
01933 551389 :: info@blueprintdesign.org.uk

TITLE	Conversion of Existing Barns at Manor Farm, Brington, Cambridgeshire, PE28 5AF			
DETAIL	Proposed Floor Plan, Elevation, Section & Detail Showing Dry Lining To Walls			
SCALE	1:20 & 1:10	SHEET:	A1	20-117-36
DRAWN	RW	CHECKED		
DATE	September 2024	ISSUE	PLANNING	

CONTRACTORS MUST CHECK ALL DIMENSIONS ON SITE. ONLY FIGURED DIMENSIONS ARE TO BE WORKED FROM.DISCREPANCIES MUST BE REPORTED TO BLUEPRINT BEFORE PROCEEDING. © THIS DRAWING IS COPYRIGHT.