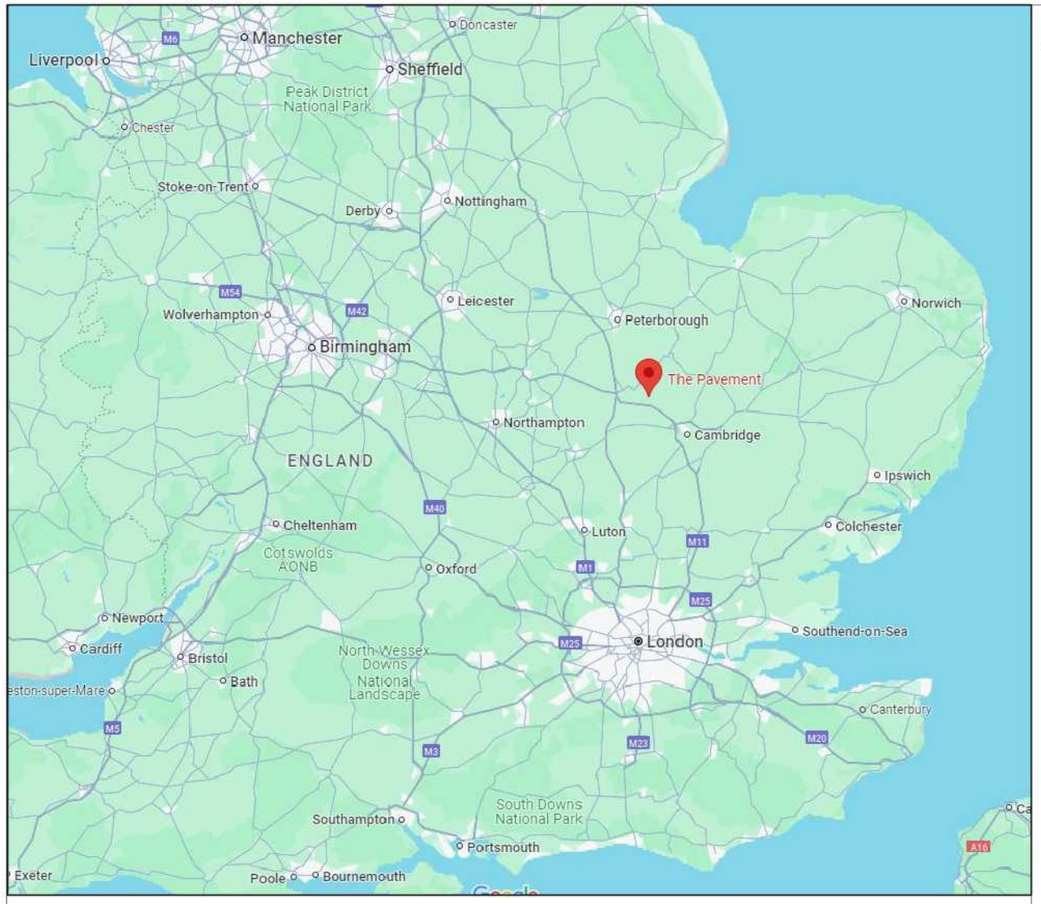

STORE DESIGN INTENT - APPROVAL PACK

STORE: ST IVES - CAMBRIDGE
STORE CODE: SIC

CONTRACTOR TO LIAISE WITH PROJECT MANAGER REGARDS CLARITY FOR SUPPLY.

ALL METAL UPRIGHTS AND METAL MID FLOOR UNITS TO BE SUPPLIED BY MOUNTAIN WAREHOUSE.
FITTING ROOM STOOL AND SHELF TO BE SUPPLIED BY MOUNTAIN WAREHOUSE.

IF IN DOUBT - ASK

INDEX OF SHEETS

SHEET NO.	TITLE
GENERAL	
001	EXISTING LAYOUT
100	PROPOSED SHOPFRONT
101	PROPOSED FIXTURE LAYOUT
102	PROPOSED SETTING OUT
107	FIRE ESCAPE ROUTE PLAN

GENERAL NOTES:

1. SETTING OUT:

The contractor shall note that all drawings have been prepared from digital survey details or 'as existing' drawings provided by otNORs and as such accuracy cannot be assumed. It is the main contractor's responsibility to perform all necessary checks to ensure accuracy of construction drawings and actual construction. All main contractor construction drawings (to a minimum scale of 1:50) require written approval by client prior to procurement/installation. In the event of any drawing discrepancies it is the main contractor's sole responsibility to highlight them in a timely manor to the to ensure any discrepancies can be suitably assessed prior to construction works. Any/all material changes made by the main contractor to the design information issued by client to receive written approval in advance prior to procurement or installation. It is the main contractor's responsibility to detail all necessary technical elements (for example: make up floor screeds, structural works, expansion/adaptation/refurbishment of electrical supply) of build to facilitate the installation of design intent elements as detail.

2. SCALE:

Do not scale from this drawing. Dimensions on site and all equipment sizes to be verified prior to work commencing.

3. SPECIFICATION & STANDARD DETAIL DOCUMENTS:

This dwg shall be read in conjunction with standard detail dwgs and specification of works wNORe provided by the client.

4. FINISHES SCHEDULE:

Refer to current finishes schedule for specifications of finishes referenced within this and related dwgs. All finishes to be submitted as actual samples to client for approval prior to procurement or installation.

5. It is the contractors responsibility to ensure that all elements of the project build are installed as per the layouts, designs and details within this and accompanying drawings. Any site variations or technical restrictions preventing this must be highlighted to the relevant client project manager as a matter of urgency prior to relevant works commencing. It is then the role of the project manager to ensure approval of any site/design changes with the client in writing directly. Any changes made without the express authorization of the client will be deemed to be errors and should be rectified without cost to Mountain Warehouse. In all instances, if in doubt ask for clarification.

MOUNTAIN WAREHOUSE

MOUNTAIN WAREHOUSE
5 ECCLESTON STREET,
BELGRAVIA, LONDON SW1W 9LX

This drawing is the property of Mountain Warehouse. Copyright is reserved by them and the drawing is issued on the condition that it is not copied, reproduced or disclosed to any unauthorized person, wholly or in part, without the written consent of Mountain Warehouse.
Do not scale from this drawing. Drawings provided are design intent only.
All dimensions to be verified by contractors prior to manufacture and construction. Any discrepancies to be reported immediately.

STORE NAME:
ST IVES-
CAMBRIDGE

STORE CODE: SIC

6-7 THE PAVEMENT
ST IVES
PE27 5AD

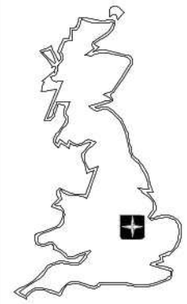

GROUND FLOOR
TOTAL AREA: 497 SQM / 5400 SQFT
RETAIL 428sqm 4626 SQ. FT.
BOH GF: 69sqm 748 SQ. FT. 14%

FIRST FLOOR
STAFF AREA AND STOCK ROOM

Schematic
APPROVAL

ISSUE DATE	:	07/08/24
Fixture Concept	:	MC
Store Designer	:	KW
Project Manager	:	SF

Revision Schedule

Rev	Date	By	Description

SHEET TITLE:
TITLE

SCALE: PLEASE SEE DRAWING LABEL

SHEET NUMBER:
MW_SIC

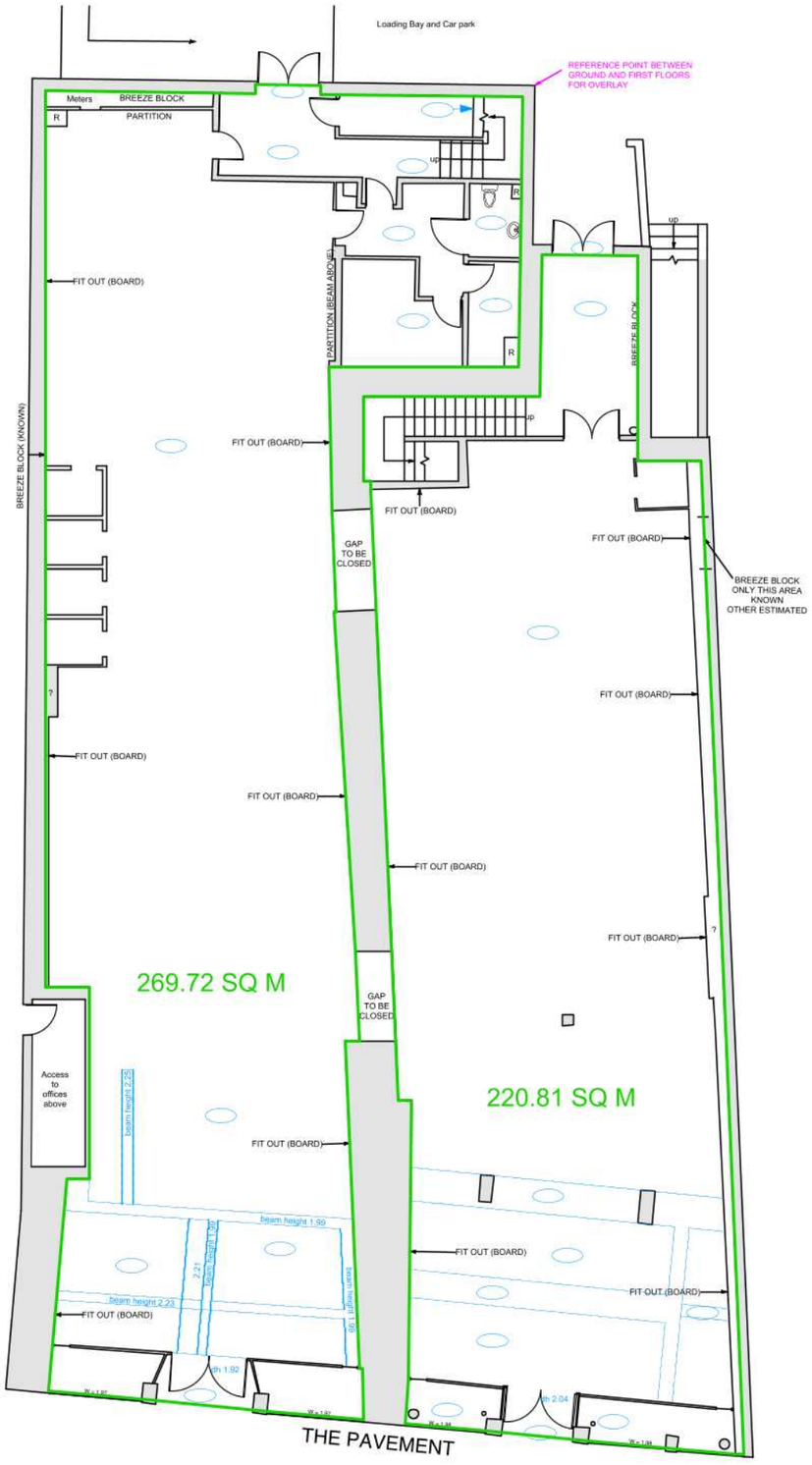

1 EXISTING PLANS - Ground Floor
SCALE 1:150 @A3

Ground Floor

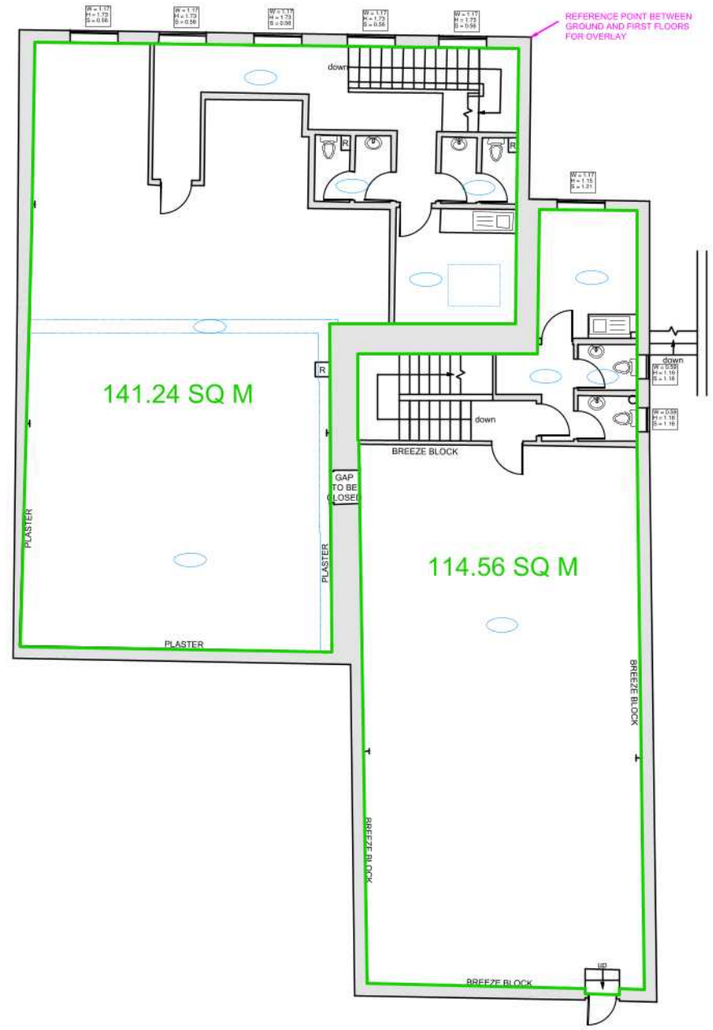

2 EXISTING PLANS - First Floor
SCALE 1:150 @A3

First Floor

MOUNTAIN WAREHOUSE

MOUNTAIN WAREHOUSE

5 ECCLESTON STREET,
BELGRAVIA, LONDON SW1W 9LX

This drawing is the property of Mountain Warehouse. Copyright is reserved by them and the drawing is issued on the condition that it is not copied, reproduced or disclosed to any unauthorized person, wholly or in part, without the written consent of Mountain Warehouse.
Do not scale from this drawing. Drawings provided are design intent only.
All dimensions to be verified by contractors prior to manufacture and construction. Any discrepancies to be reported immediately.

STORE NAME:
ST IVES-
CAMBRIDGE

STORE CODE: SIC

6-7 THE PAVEMENT
ST IVES
PE27 5AD

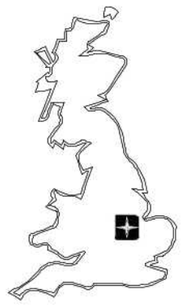

GROUND FLOOR
TOTAL AREA: 497 SQM / 5400 SQFT
RETAIL 428sqm 4626 SQ. FT.
BOH GF: 69sqm 748 SQ. FT. 14%

FIRST FLOOR
STAFF AREA AND STOCK ROOM

Schematic
APPROVAL
ISSUE DATE : 07/08/24
Fixture Concept : MC
Store Designer : KW
Project Manager : SF

Revision Schedule

Rev	Date	By	Description

SHEET TITLE:
EXISTING PLANS

SCALE: PLEASE SEE DRAWING LABEL

SHEET NUMBER:
MW_SIC-001

SIGNAGE CONTRACTOR TO SEND ALL PROPOSALS TO MOUNTAIN WAREHOUSE FOR APPROVAL BEFORE MANUFACTURE.



1 EXISTING SHOP FRONT
NTS





1 PROPOSED SHOP FRONT
NTS

MOUNTAIN WAREHOUSE

MOUNTAIN WAREHOUSE

5 ECCLESTON STREET,
BELGRAVIA, LONDON SW1W 9LX

This drawing is the property of Mountain Warehouse. Copyright is reserved by them and the drawing is issued on the condition that it is not copied, reproduced or disclosed to any unauthorized person, wholly or in part, without the written consent of Mountain Warehouse.
Do not scale from this drawing. Drawings provided are design intent only.
All dimensions to be verified by contractors prior to manufacture and construction. Any discrepancies to be reported immediately.

STORE NAME:
ST IVES-
CAMBRIDGE

STORE CODE: SIC

6-7 THE PAVEMENT
ST IVES
PE27 5AD

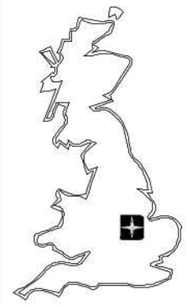

GROUND FLOOR
TOTAL AREA: 497 SQM / 5400 SQFT
RETAIL 428sqm 4626 SQ. FT.
BOH GF: 69sqm 748 SQ. FT. 14%

FIRST FLOOR
STAFF AREA AND STOCK ROOM

Schematic
APPROVAL

ISSUE DATE	:	07/08/24
Fixture Concept	:	MC
Store Designer	:	KW
Project Manager	:	SF

Revision Schedule

Rev	Date	By	Description

SHEET TITLE:
SHOP FRONT
ELEVATION

SCALE: PLEASE SEE DRAWING LABEL

SHEET NUMBER:
MW_SIC-100

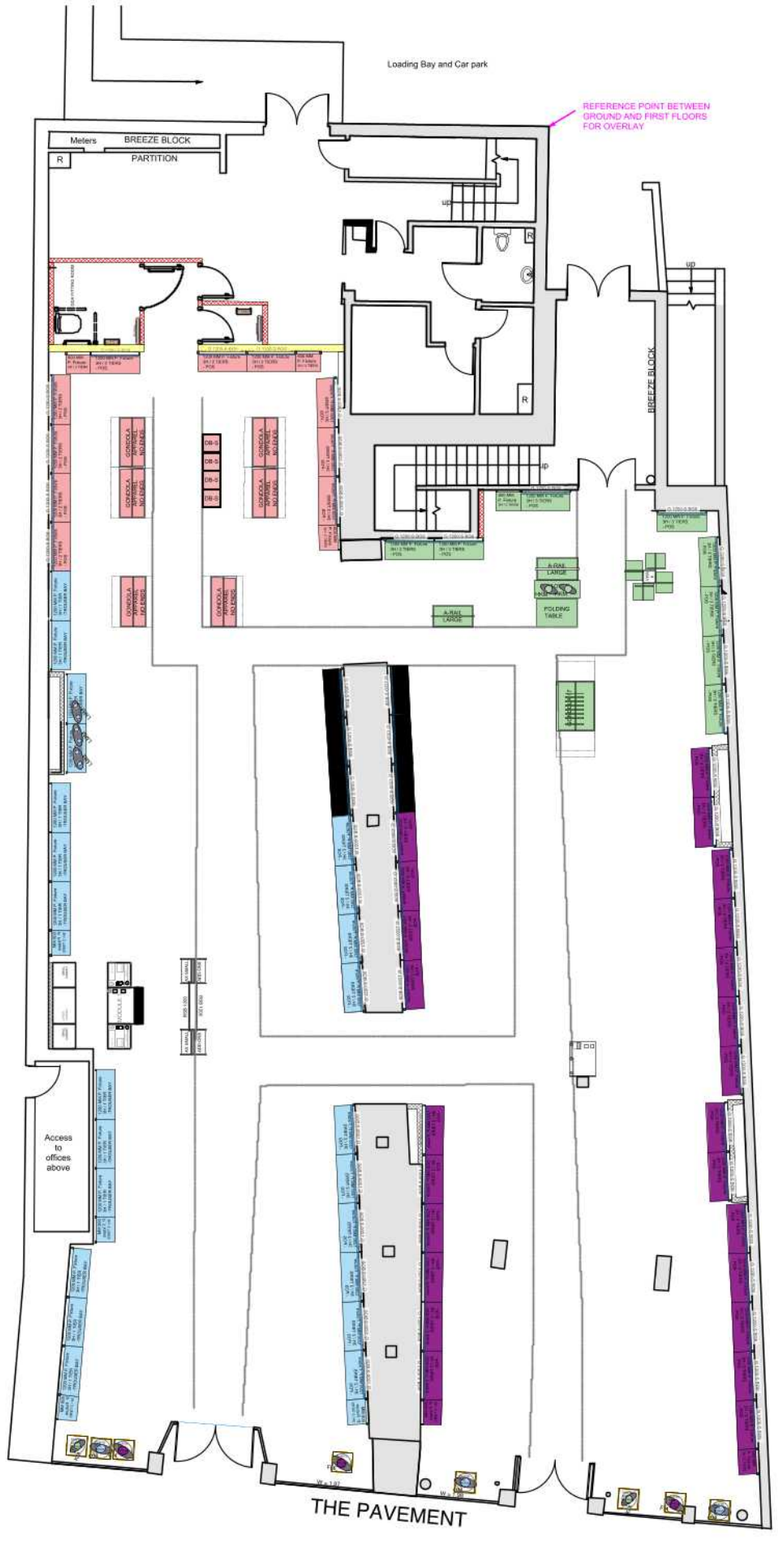

1 PROPOSED FIXTURE LAYOUT: GROUND FLOOR
SCALE 1:150 @A3

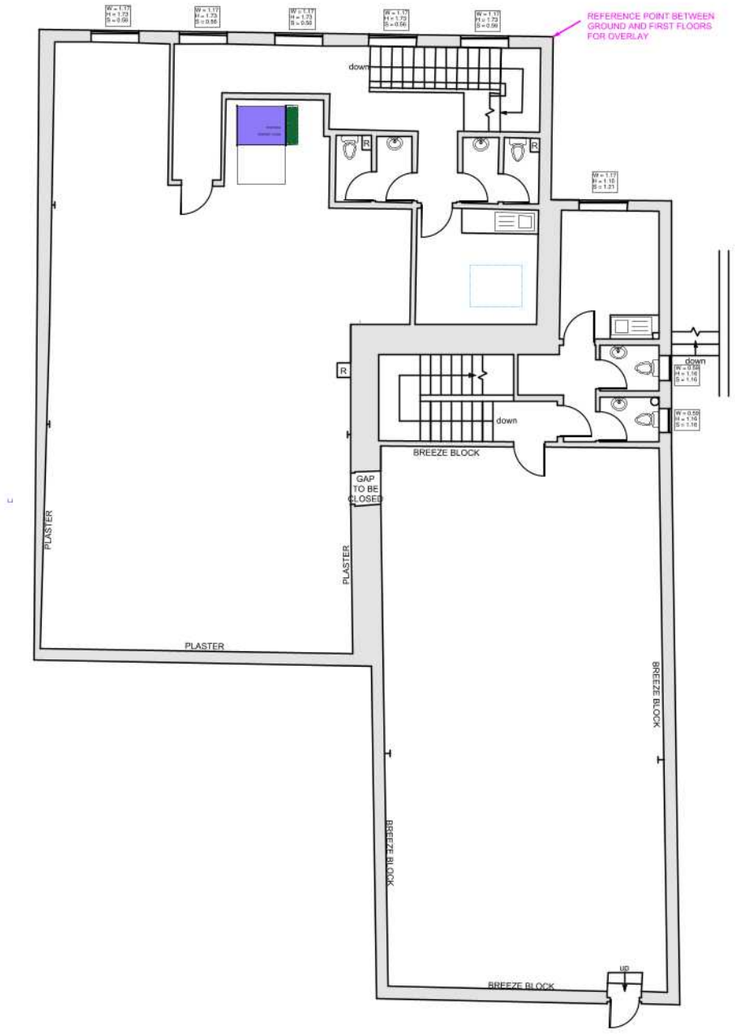

2 PROPOSED FIXTURE LAYOUT: FIRST FLOOR
SCALE 1:150 @A3

MOUNTAIN WAREHOUSE

MOUNTAIN WAREHOUSE

5 ECCLESTON STREET,
BELGRAVIA, LONDON SW1W 9LX

This drawing is the property of Mountain Warehouse. Copyright is reserved by them and the drawing is issued on the condition that it is not copied, reproduced or disclosed to any unauthorized person, wholly or in part, without the written consent of Mountain Warehouse.
Do not scale from this drawing. Drawings provided are design intent only.
All dimensions to be verified by contractors prior to manufacture and construction. Any discrepancies to be reported immediately.

STORE NAME:
ST IVES-
CAMBRIDGE

STORE CODE: SIC

6-7 THE PAVEMENT
ST IVES
PE27 5AD

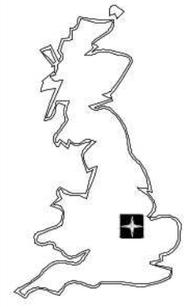

GROUND FLOOR
TOTAL AREA: 497 SQM / 5400 SQFT
RETAIL 428sqm 4626 SQ. FT.
BOH GF: 69sqm 748 SQ. FT. 14%

FIRST FLOOR
STAFF AREA AND STOCK ROOM

Schematic
APPROVAL

ISSUE DATE	:	07/08/24
Fixture Concept	:	MC
Store Designer	:	KW
Project Manager	:	SF

Revision Schedule

Rev	Date	By	Description

SHEET TITLE:
PROPOSED FIXTURE LAYOUT GF

SCALE: PLEASE SEE DRAWING LABEL

SHEET NUMBER:
MW_SIC-101

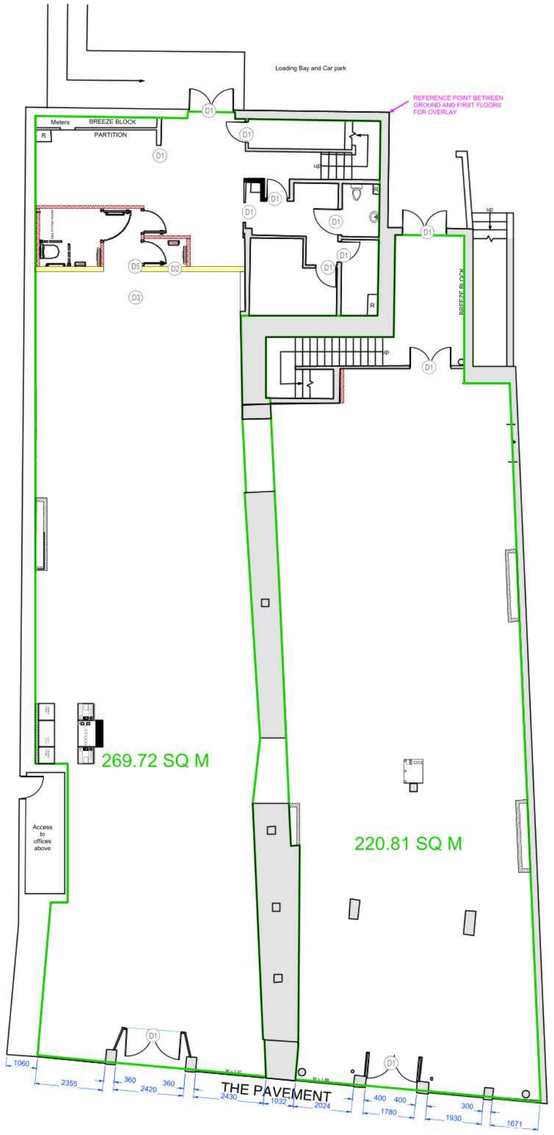

1 PROPOSED SETTING OUT PLAN: GROUND FLOOR
SCALE 1:150 @A3

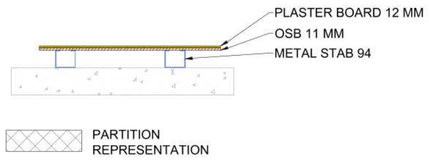

01 FITTING ROOM PARTITION ON EXISTING WALL

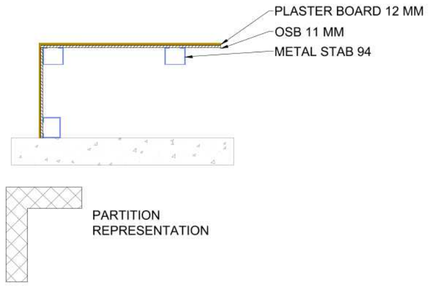

02 BUILD OUT

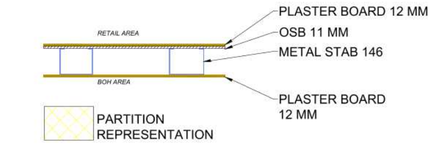

03 PARTITION RETAIL & BOH (BACK WALL)

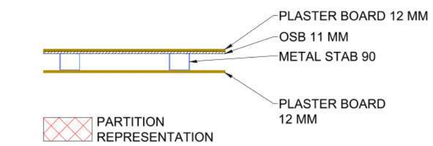

04 PARTITION

DOOR SCHEDULE	
SYMBOL	
D1	EXISTING DOOR
D2	DDA FITTING ROOM DOOR 1700 X 800CLEAR WIDTH X 40MM BIRCH PLY. SLOGAN TO BE ROUTED ON DOORS *"WANDER OFTEN WONDER ALWAYS"* DOORWAY OPENING: 1060MM WIDTH X 2040MM HIGH
D3	FITTING ROOM DOOR 1700 X 800CLEAR WIDTH X 40MM BIRCH PLY. SLOGAN TO BE ROUTED ON DOORS *" EXPLORE DREAM DISCOVER"* DOORWAY OPENING: 860MM WIDTH X 2040MM HIGH
D4	FITTING ROOM DOOR 1700 X 800CLEAR WIDTH X 40MM BIRCH PLY. SLOGAN TO BE ROUTED ON DOORS *" LOG OFF,SHUT DOWN, GO OUTSIDE"* DOORWAY OPENING: 860MM WIDTH X 2040MM HIGH
D5	NEW DOOR TO BOH PAINTED IN WHITE EGGSHELL DOORWAY OPENING: 1000MM WIDTH X 2040MM HIGH TO BE FIRE RATE 60
D6	NEW STAFF ROOM DOOR TO BE PAINTED IN WHITE EGGSHELL DOORWAY OPENING: 1000MM WIDTH X 2040MM HIGH
D7	NEW TOILET DOOR PAINTED IN WHITE EGGSHELL DOORWAY OPENING: 1000MM WIDTH X 2040MM HIGH

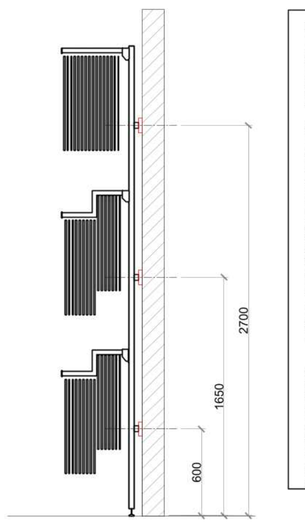

2 SETTING OUT - SLATS POSITION
SCALE 1:30 @A3

SHOPFRONT
1.1 EXISTING FASCIA.
1.2 2No. STUCK SIGNAGES. (CHECK ONDRAWING No.100)
1.3 LISTED BUILDING PRESERVE FRIEZE.

PARTITIONING AND SKIRTING
2.1 NEW PARTITIONS TO BE PLYLINED TO TAKE FIXTURES. EXISTING PARTITION WALLS TO HAVE TIMBER BATONS FIXED TO WALL TO RECEIVE FIXTURES.
2.2 EXISTING FITTING ROOMS
2.3 STRUCTURAL ENGINEER TO ADVISE ON STUD SIZE AND FIXING DETAIL FOR NEW PARTITIONS IN BUILD OUTS
2.4 4M HEIGHT PANEL TO REAR OF CASH DESK TO ACCEPT WALL PAPER TREATMENT WRAP. SEE DETAILS ON DRAWING 103.
2.5 18X100MM SQUARE EDGE SKIRTING PROFILE TO BE APPLIED TO GENERAL FLOOR AND FITTING ROOMS. FOR DECORATIONS SEE FINISHES PLAN.
2.6 SKIRTING ON AREAS WITH WALLPAPER TO BE FINISHED WITH DULUX REF: 20YY 11 / 017 DARK BLACK BROWN. **EGGSHELL FINISH**
DOORS AND IRONMONGERY
3.1 NEW PROPOSED FITTING ROOM DOORS TO HAVE 850/910MM MINIMUM CLEAR WIDTH OPENING.
3.2 ALL DOOR IRONMONGERY TO HAVE SATIN OR BRUSHED STAINLESS FINISH.
3.3 LL IRONMONGERY AND ALL EXISTING ESCAPE FURNITURE TO BE ASSESSED IF UP TO STANDARDS . UPGRADE IF NECESSARY.
3.5 FITTING ROOM DOORS TO BE BIRCH PLY WITH FRET CUT GRAPHIC DETAIL - REF DETAIL DWGS.

CEILINGS

4.1 EXISTING CEILINGS TO BE PAINTED IN WARM LIGHT GREY MATT EMULSION - DULUX 44Y65/034

4.2 FITTING ROOMS TO HAVE THEIR OWN ENCLOSURE AT 2.4M FINISHED MATT WHITE.

FLOORING
5.1 NEW FLOOR

DECORATIONS AND FINISHES
6.1 DECORATIONS TO BE FLOOR TO CEILING. WALLPAPER TO **3500M** HIGH.

6.2 WHERE NOTED ON THE DRAWINGS , FEATURE WALLPAPER SHALL BE MURASPEC DIGITAL PRINT 2.1 FABRIC BACKED VINYL TO THE PATTERN / DESIGN NOTED ON THE ELEVATIONS NO.103 & FINISH PLAN NO..104
6.3 NEW BOH WALLS AND FLOORS PAINTED IN WHITE
6.4 GRAPHIC WALL PAPERS TO WALLS AS INDICATED. CONTRACTOR TO ENSURE PAPER HAS NO BUBBLES AND JOINTS ARE LINED UP CORRECTLY.
6.5 FOR HIGH LEVEL SLOGANS TO BE LASER CUT IN WHITE ACRYLIC MATERIAL. SEE ELEVATIONS DRAWING No.103 FOR DETAILS.

FIXED FURNITURE
7.1 PERIMETER FIXTURES SYSTEM UPRIGHTS TO BE SUPPLIED BY MW. SIT ON FLOOR AND TIE BACK TO WALL.
7.2 LED ILLUMINATION TO REAR OF MIRRORS IN FITTING ROOM ONLY.

FREESTANDING FURNITURE
8.1 FREESTANDING FURNITURE: ALL METAL CONCEPT FURNITURE TO BE SUPPLIED BY MW TO SITE.
8.2 PLY FURNITURE TO BE BY MW DIRECT FINISHED TO MEET LOCAL FIRE REGS BY MW.
8.3 FITTING ROOM STOOL DIRECT SUPPLY FROM MW.

8.4 IF REQUIRED TO BUILD ANY FURNITURE -
LOCAL CONTRACTORS TO ENSURE ALL FINISHES ARE IN ACCORDANCE WITH ALL LOCAL SAFETY STANDARDS. WORKING PHOTOGRAPHS AND JOINERY DRAWINGS TO BE SUPPLIED AT REGULAR INTERVALS TO MW STORE DESIGN TEAM FOR APPROVAL BEFORE MANUFACTURE AND DELIVERY TO SITE.
8.5 ANY FURNITURE REQUIRING BRACING TO THE FLOOR TO BE DONE BY MAIN CONTRACTOR.

DISCLAIMER
THIS DRAWING IS THE PROPERTY OF MOUNTAIN WAREHOUSE.
COPYRIGHT IS RESERVED BY THEM AND THE DRAWING IS ISSUED ON THE CONDITION THAT IT IS NOT COPIED, REPRODUCED OR DISCLOSED TO ANY UNAUTHORIZED PERSON, WHOLLY OR IN PART, WITHOUT THE WRITTEN CONSENT OF MOUNTAIN WAREHOUSE. DO NOT SCALE FROM THIS DRAWING DRAWINGS PROVIDED ARE **DESIGN INTENT ONLY**. ALL DIMENSIONS TO BE VERIFIED BY CONTRACTORS PRIOR TO MANUFACTURE AND CONSTRUCTION ANY DISCREPANCIES TO BE REPORTED IMMEDIATELY.

SETTING OUT:
THE CONTRACTOR SHALL NOTE THAT ALL DRAWINGS HAVE BEEN PREPARED FROM DIGITAL SURVEY DETAILS OR 'AS EXISTING' DRAWINGS PROVIDED BY OTHERS AND AS SUCH ACCURACY CANNOT BE ASSUMED. IT IS THE MAIN CONTRACTOR'S RESPONSIBILITY TO PERFORM ALL NECESSARY CHECKS TO ENSURE ACCURACY OF CONSTRUCTION DRAWINGS AND ACTUAL CONSTRUCTION. ALL MAIN CONTRACTOR CONSTRUCTION DRAWINGS (TO A MINIMUM SCALE OF 1:50) REQUIRE WRITTEN APPROVAL BY CLIENT PRIOR TO PROCUREMENT/INSTALLATION. IN THE EVENT OF ANY DRAWING DISCREPANCIES **IT IS THE MAIN CONTRACTOR'S SOLE RESPONSIBILITY TO HIGHLIGHT THEM IN A TIMELY MANNER** TO THE TO ENSURE ANY DISCREPANCIES CAN BE SUITABLY ASSESSED PRIOR TO CONSTRUCTION WORKS. ANY/ALL MATERIAL CHANGES MADE BY THE MAIN CONTRACTOR TO THE DESIGN INFORMATION ISSUED BY CLIENT TO RECEIVE WRITTEN APPROVAL IN ADVANCE PRIOR TO PROCUREMENT OR INSTALLATION. IT IS THE MAIN CONTRACTOR'S RESPONSIBILITY TO DETAIL ALL NECESSARY TECHNICAL ELEMENTS (FOR EXAMPLE: MAKE UP FLOOR SCREEDS, STRUCTURAL WORKS, EXPANSION/ADAPTATION/REFURBISHMENT OF ELECTRICAL SUPPLY) OF BUILD TO FACILITATE THE INSTALLATION OF DESIGN INTENT ELEMENTS AS DETAIL.

SCALE:
DO NOT SCALE FROM THIS DRAWING. DIMENSIONS ON SITE AND ALL EQUIPMENT SIZES TO BE VERIFIED PRIOR TO WORK COMMENCING.

FINISHES SCHEDULE:
REFER TO CURRENT FINISHES SCHEDULE FOR SPECIFICATIONS OF FINISHES REFERENCED WITHIN THIS **IT IS THE MAIN CONTRACTOR'S SOLE RESPONSIBILITY TO HIGHLIGHT THEM IN A TIMELY MANNER** TO THE TO ENSURE ANY DISCREPANCIES CAN BE SUITABLY ASSESSED PRIOR TO CONSTRUCTION WORKS. ANY/ALL MATERIAL CHANGES MADE BY THE MAIN CONTRACTOR TO THE DESIGN INFORMATION ISSUED BY CLIENT TO RECEIVE WRITTEN APPROVAL IN ADVANCE PRIOR
TO PROCUREMENT OR INSTALLATION. IT IS THE MAIN CONTRACTOR'S RESPONSIBILITY TO DETAIL. ALL NECESSARY TECHNICAL ELEMENTS (FOR EXAMPLE: MAKE UP FLOOR SCREEDS, STRUCTURAL WORKS, EXPANSION/ADAPTATION/REFURBISHMENT OF ELECTRICAL SUPPLY) OF BUILD TO FACILITATE THE INSTALLATION OF DESIGN INTENT ELEMENTS AS DETAIL.

NOTE:
EXISTING PERIMETER WALLS TO BE MADE GOOD AND FINISHED TO LEVEL 4 READY FOR FINAL DECORATION.

STRUCTURAL ENGINEER TO REVIEW PARTITIONING INTENT AND ADVISE ON REQUIRED STRUCTURAL SUPPORT / FIXING DETAILS.

MOUNTAIN WAREHOUSE

MOUNTAIN WAREHOUSE
5 ECCLESTON STREET,
BELGRAVIA, LONDON SW1W 9LX

This drawing is the property of Mountain Warehouse. Copyright is reserved by them and the drawing is issued on the condition that it is not copied, reproduced or disclosed to any unauthorized person, wholly or in part, without the written consent of Mountain Warehouse.
Do not scale from this drawing. Drawings provided are design intent only.
All dimensions to be verified by contractors prior to manufacture and construction. Any discrepancies to be reported immediately.

STORE NAME:
ST IVES-
CAMBRIDGE

STORE CODE: SIC

6-7 THE PAVEMENT
ST IVES
PE27 5AD

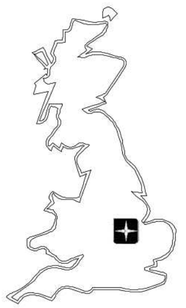

GROUND FLOOR
TOTAL AREA: 497 SQM / 5400 SQFT
RETAIL 428sqm 4626 SQ. FT.
BOH GF: 69sqm 748 SQ. FT. 14%

FIRST FLOOR
STAFF AREA AND STOCK ROOM

Schematic
APPROVAL
ISSUE DATE : 07/08/24
Fixture Concept : MC
Store Designer : KW
Project Manager : SF

Revision Schedule

Rev	Date	By	Description

SHEET TITLE:
PROPOSED
SETTING OUT PLAN GF

SCALE: PLEASE SEE DRAWING LABEL

SHEET NUMBER:
MW_SIC-102 (A)

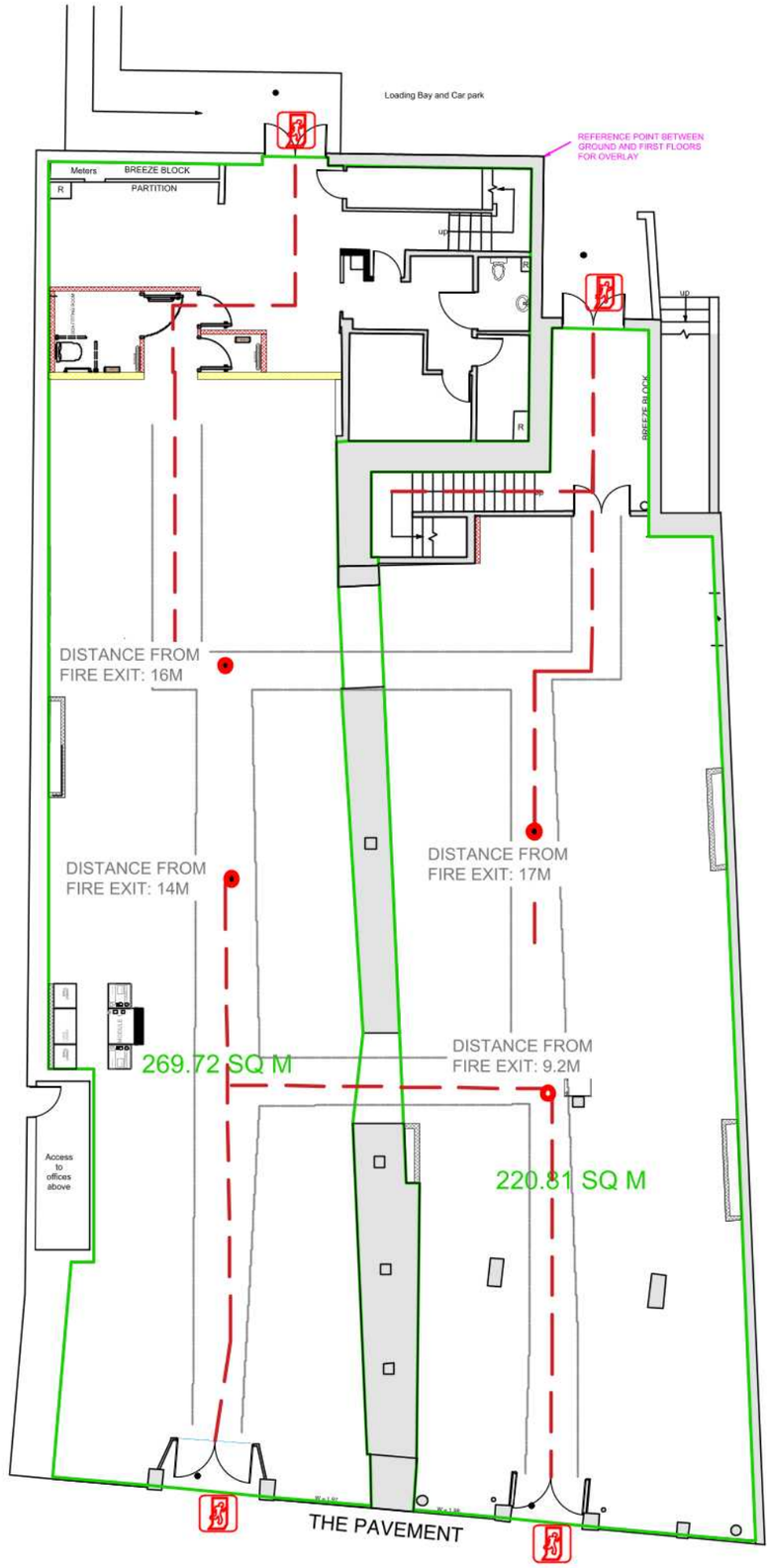

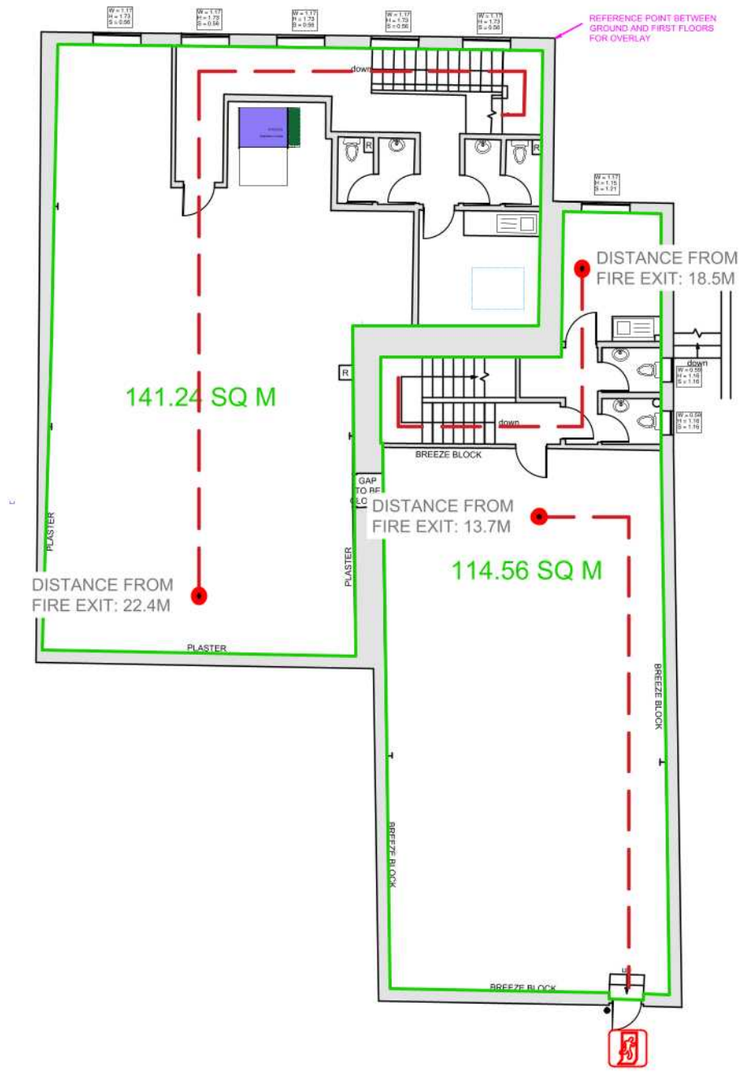

1 PROPOSED ESCAPE ROUTE LAYOUT
SCALE 1:150 @A3

SYMBOL	DESCRIPTION
	EMERGENCY EXIT/ ESCAPE ROUTE
	EMERGENCY EXIT
	CLEAR OF OBSTRUCTION
X	TRAVEL DISTANCE

MOUNTAIN WAREHOUSE

MOUNTAIN WAREHOUSE

5 ECCLESTON STREET,
BELGRAVIA, LONDON SW1W 9LX

This drawing is the property of Mountain Warehouse. Copyright is reserved by them and the drawing is issued on the condition that it is not copied, reproduced or disclosed to any unauthorized person, wholly or in part, without the written consent of Mountain Warehouse.
Do not scale from this drawing. Drawings provided are design intent only.
All dimensions to be verified by contractors prior to manufacture and construction. Any discrepancies to be reported immediately.

STORE NAME:
ST IVES-
CAMBRIDGE

STORE CODE: SIC

6-7 THE PAVEMENT
ST IVES
PE27 5AD

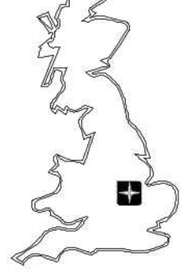

GROUND FLOOR
TOTAL AREA: 497 SQM / 5400 SQFT
RETAIL 428sqm 4626 SQ. FT.
BOH GF: 69sqm 748 SQ. FT. 14%

FIRST FLOOR
STAFF AREA AND STOCK ROOM

Schematic
APPROVAL
ISSUE DATE : 07/08/24
Fixture Concept : MC
Store Designer : KW
Project Manager : SF

Revision Schedule

Rev	Date	By	Description

SHEET TITLE:
PROPOSED FIRE ROUTE

SCALE: PLEASE SEE DRAWING LABEL

SHEET NUMBER:
MW_SIC_107