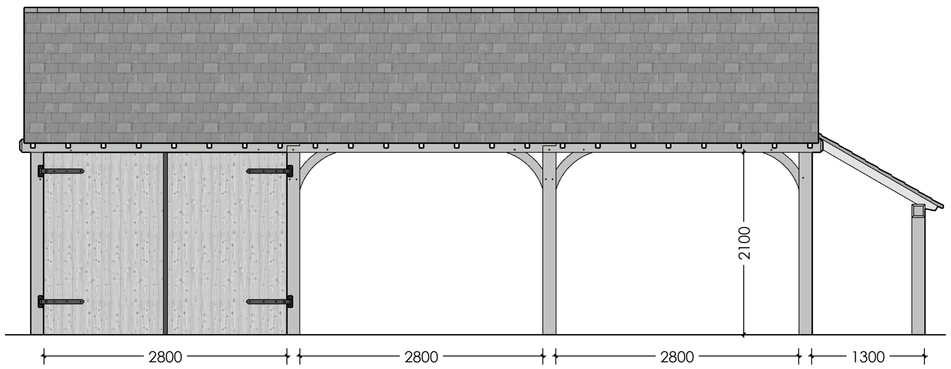

FRONT ELEVATION

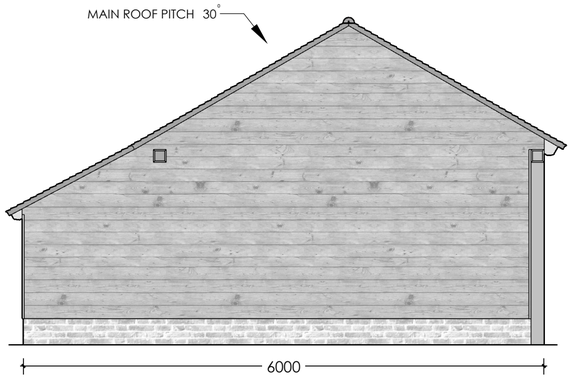

LEFT ELEVATION



REAR ELEVATION

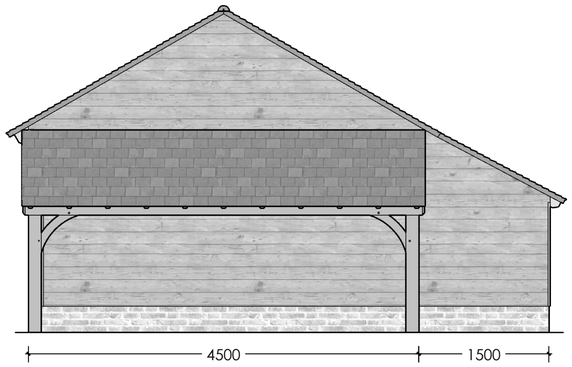

RIGHT ELEVATION

1 2 3 4 5m

SCALE BAR 1:50

FOX FRAMING
07716 825217
oscar@foxframing.co.uk

PLEASE NOTE:

FOUNDATION SPEC

TO BE CONFIRMED BY GROUND WORKS CONTRACTOR OR STRUCTURAL ENGINEER

BRICKWORK SPEC:

300MM HIGH (4 COURSES)

TWIN SKIN 225MM WIDE

PLEASE NOTE: BRICKWORK NEEDS TO SIT ON TOP OF THE FINISHED CONCRETE SLAB

FRAME INFORMATION:

9M WIDE x 6M DEEP THREE BAY CATSLIDE FRAME

150 X 150MM POSTS/BEAMS

CLEARANCE UNDER THE MAIN BEAM TO BE 2.1M

30 DEGREE GABLE ENDED ROOF - 4M MAX TO RIDGE

ROOF RAFTERS & STUDWORK TO BE POSITIONED @ 400MM CENTRES

WEATHERBOARD TO BE FIXED WITH A 35MM OVERLAP

PLEASE SEE ***WWW.FOXFRAMING.CO.UK*** FOR FULL TERMS, CONDITIONS & SPECIFICATIONS RELATING TO FRAME MANUFACTURE & ASSOCIATED GROUND WORKS

PLEASE AGREE ANY CHANGES TO THE SPECIFICATIONS OF THE FRAME AND/OR BRICKWORK SHOWN IN THIS DRAWING TO FOX FRAMING ***BEFORE*** MANUFACTURE

DO NOT SCALE FROM THIS DRAWING EXCEPT FOR PLANNING PURPOSES

NOT FOR CONSTRUCTION

© FOX FRAMING DIMENSIONS IN MILLIMETRES PRINT AT A2

Rev No:	Revision:	Date:

LOCATION:

CLIENT: A_J WATKINS

REV:

SCALE: 1:50 @ A2

DRAWING No: AJW/002

DATE: 08.11.24

DRAWING TYPE: PLANNING

DRAWING NAME: THREE BAY 9 x 6m CATSLIDE FRAME; ELEVATIONS