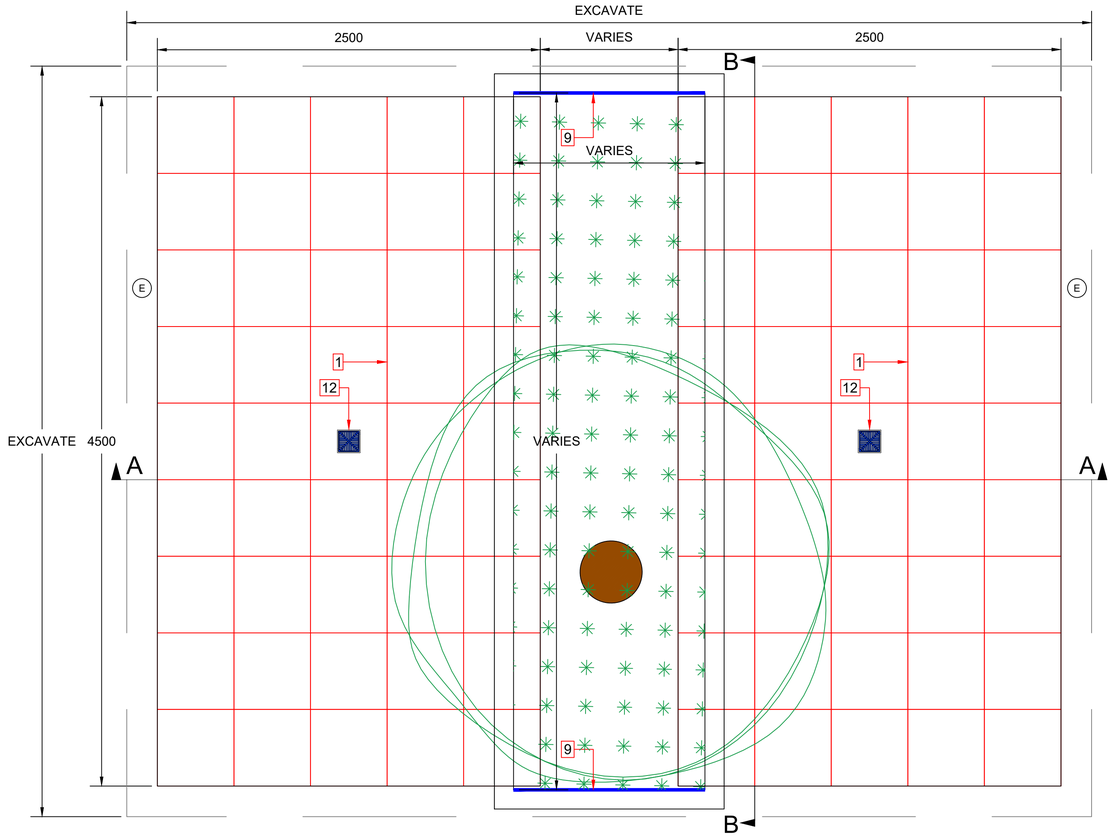

PLAN ELEVATION

TREE PIT TYPE (A)
SEE DRAWING FOR LOCATION AND EXTENT OF TREE PIT SOIL VOLUME & CELLS UNDER ROAD WILL BE THE SAME FOR ALL TREES LISTED BELOW
T1,T2,T6, T10, T11, T15

SEE LANDSCAPE ARCHITECTS LAYOUT & 2580A2-LLA-ZZ-00-DR-L-0205-P01 TREE SOIL VOLUME CALCULATION & EML

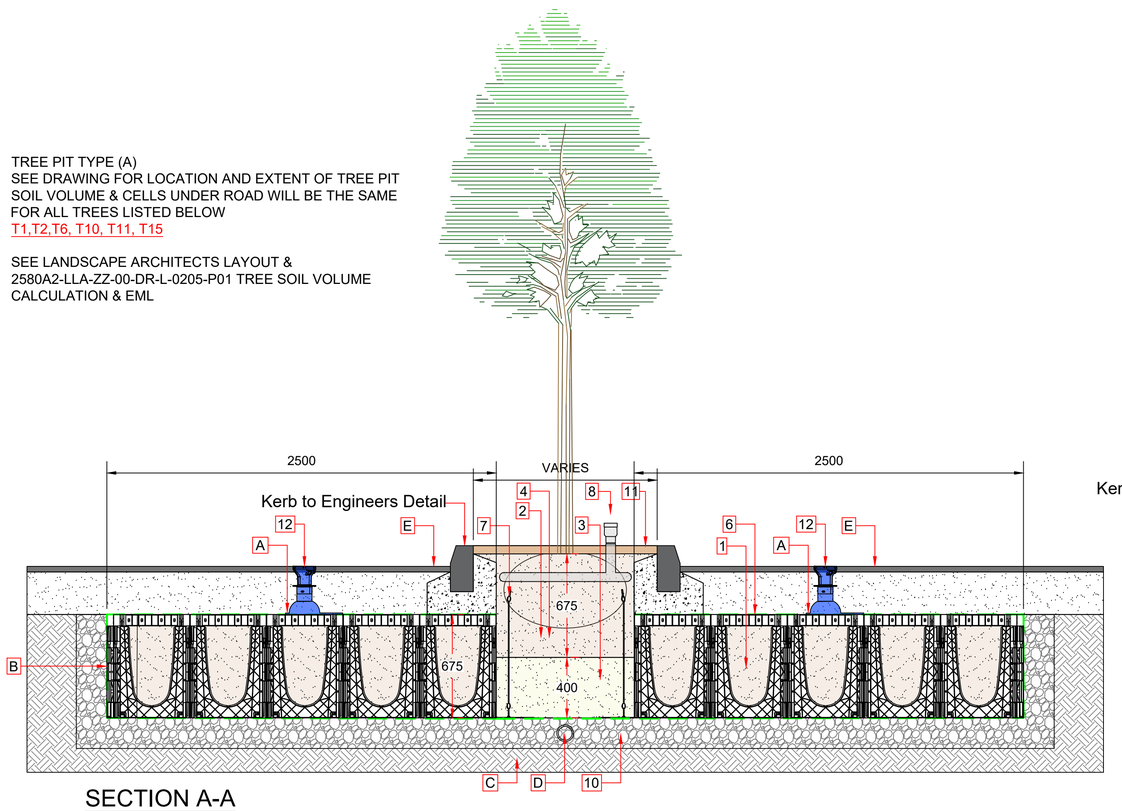

SECTION A-A

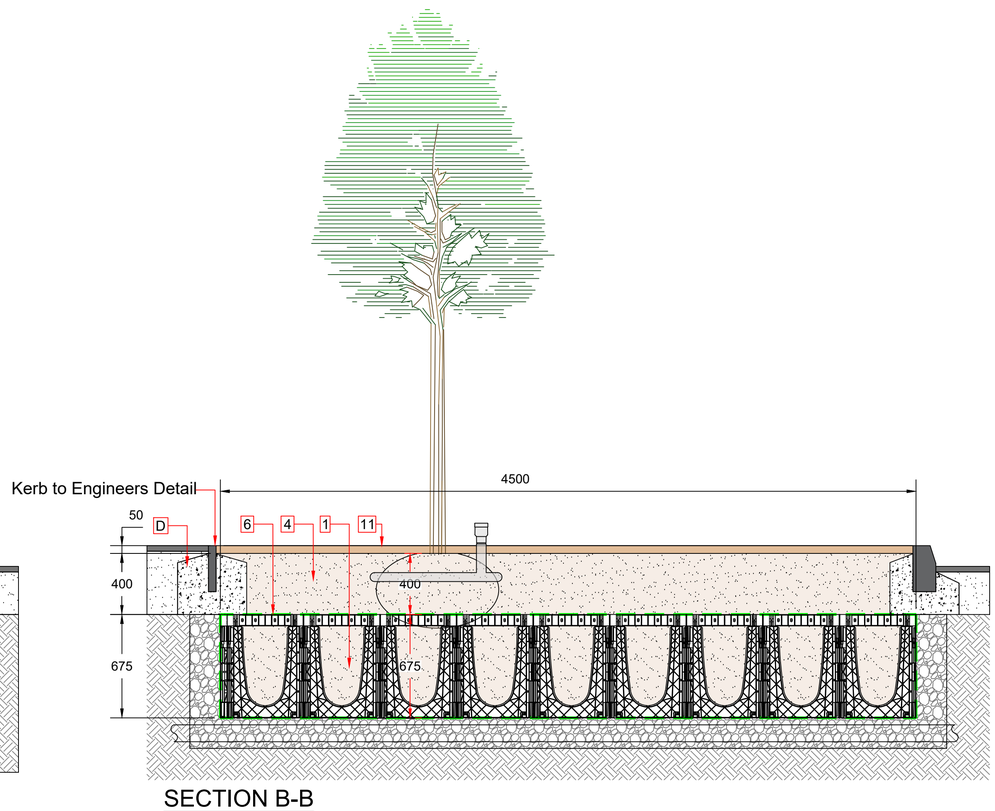

SECTION B-B

1:20
0 400mm 800mm 1200mm 1600mm 2000mm

PACKAGE INCLUDES THE FOLLOWING GREENBLUE URBAN PRODUCTS PER TREE:

1. ROOTSPACE @ 600mm DEPTH (1 UNIT DEEP) C/W TWIN WALLED GEONET & OPEN REINFORCING MESH - GBURS61A
2. ROOTSOIL 20 TOPSOIL FOR USE WITHIN TOP 675mm OF SOIL PROFILE
3. SUBSOIL FOR USE WITHIN SOIL PROFILES 600mm OR DEEPER TO BE 400MM DEPTH AND MIXED WITH TOPSOIL AT TRANSITION
4. ROOTSTART PROFESSIONAL MYCORRHIZA FUNGI ALLOW 200g PER TREE - RSPMF2.5LA
5. TWIN WALLED STRUCTURAL GEONET (INCLUDED IN ITEM 1) SEE NOTE 1 - GLTWGNA
6. 20mm OPEN REINFORCING MESH (INCLUDED IN ITEM 1) SEE NOTE 1 - GRN20A
7. ARBORGUY ANCHORPLATE STRAPPED ANCHOR SYSTEM - SASAP12A
8. ROOTRAIN URBAN IRRIGATION SYSTEM.
9. ROOT BARRIER 300mm DEPTH
10. 10mm - 20mm CLEAN ANGULAR DRAINAGE AGGREGATE
11. BARK MULCH 50mm DEPTH & ORNAMENTAL PLANTING

NOTES:

A. ALLOW 20% ADDITIONAL FOR GEOTEXTILE AND REINFORCED GEOGRID FOR OVERLAP AND CUTTING REQUIREMENTS

B. INSTALL ROOTSPACE SIDE PANELS TO INSTALLATION AS DIRECTED BY ENGINEER

C. EXISTING GROUND

D. POSITIVE DRAINAGE PIPE (110mm PERFORATED PIPE)

E. BUILD-UP TO SUIT ENGINEER DESIGNS AND REQUIREMENTS

STRUCTURAL ENGINEER'S NOTE:

ADDITIONAL TWINWALL GEONET (GLTWGNA) TO BE INSTALLED WHERE SUB-BASE IS INSTALLED BELOW 3% CBR - MINIMUM 2% CBR OF FORMATION LEVEL TO BE ASSESSED BY ENGINEER

NOTE: To be read in conjunction with
Liz Lake Landscape Architects Drawings
2580A2-LLA-ZZ-00-DR-L-0201-P05
Detailed Planting Proposals - 1 of 4

2580A2-LLA-ZZ-00-DR-L-0202-P05
Detailed Planting Proposals - 2 of 4

2580A2-LLA-ZZ-00-DR-L-0203-P05
Detailed Planting Proposals - 3 of 4

2580A2-LLA-ZZ-00-DR-L-0204-P05
Detailed Planting Proposals - 4 of 4

2580A2-LLA-ZZ-00-DR-L-0205-P01
Tree Soil Volume Calculation

2580A2-LLA-ZZ-00-DR-L-0301-P04
Landscape Specification and Details

Rev	Comments	Date

East Midlands Landscaping Limited
Landscape Design, Management & Consultancy
The Knoll, Leicester Road, Earl Shilton, Leicester, LE9 7TJ
Tel: (01455) 850250
email: jon.king@eastmidlandslandscaping.co.uk

© This drawing and the building works depicted are the copyright of East Midlands Landscaping Ltd and may not be reproduced or amended except by written permission. No liability will be accepted for amendments made by other persons.

Title: Tree Pits Detail
Sheet 2 of 5

Client: Lodge Park

Project: Wintringham, Parcel 5
Urban & Civic

Project	Org	Vol	Level	File Type	Form	Role	Sheet
1261	EML	XX	XX	DR	D	L	02

Status: Planning
Drawn: JG
EML JOB NO: 1261
Date: 08.10.2024
Revision:
Scale; 1:20 @ A1