0 1m 2m 3m 4m 5m 6m 9m 12m

Scale: 1/125

Layout Scale: 1/125
Paper Size: A3

End Elevation (2)

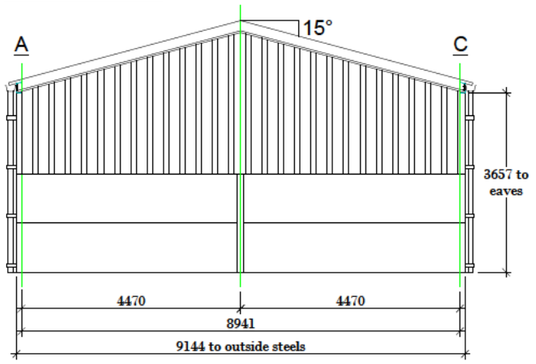

Side Elevation (2)

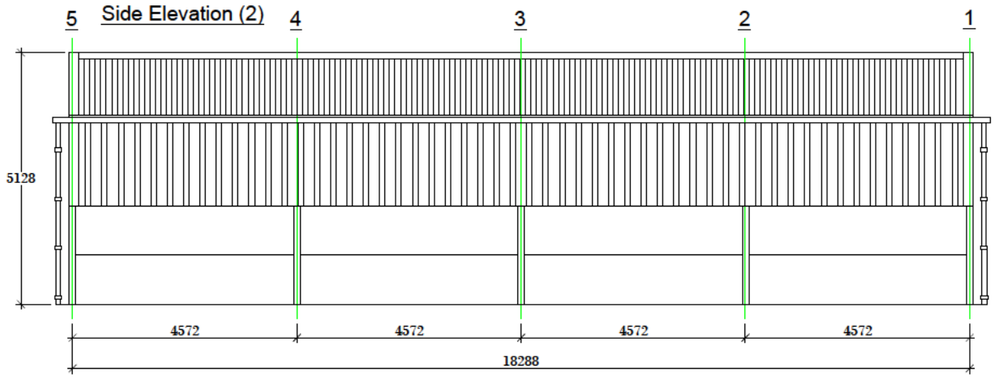

End Elevation (1)

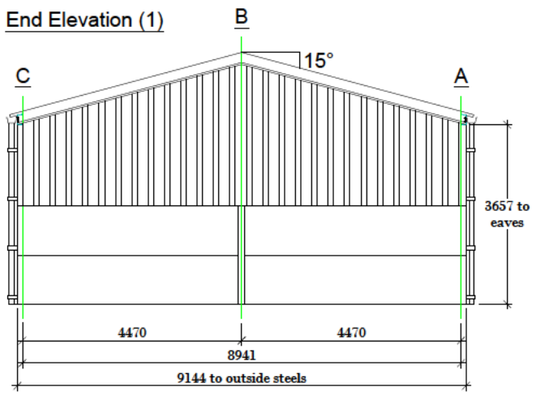

Side Elevation (1)

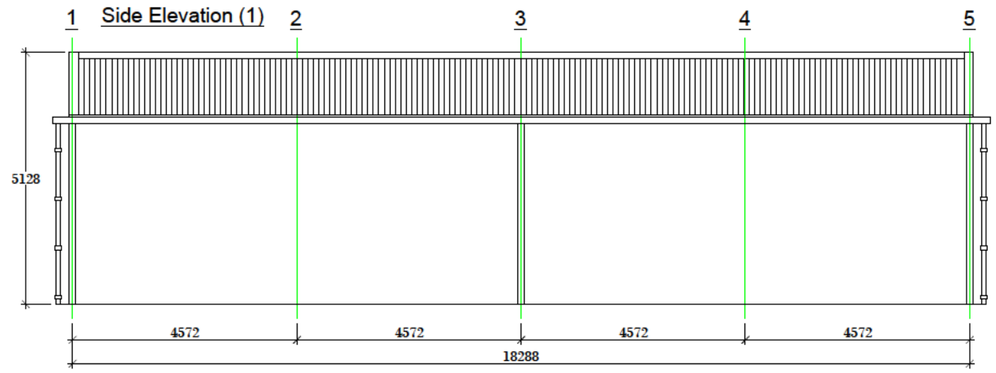

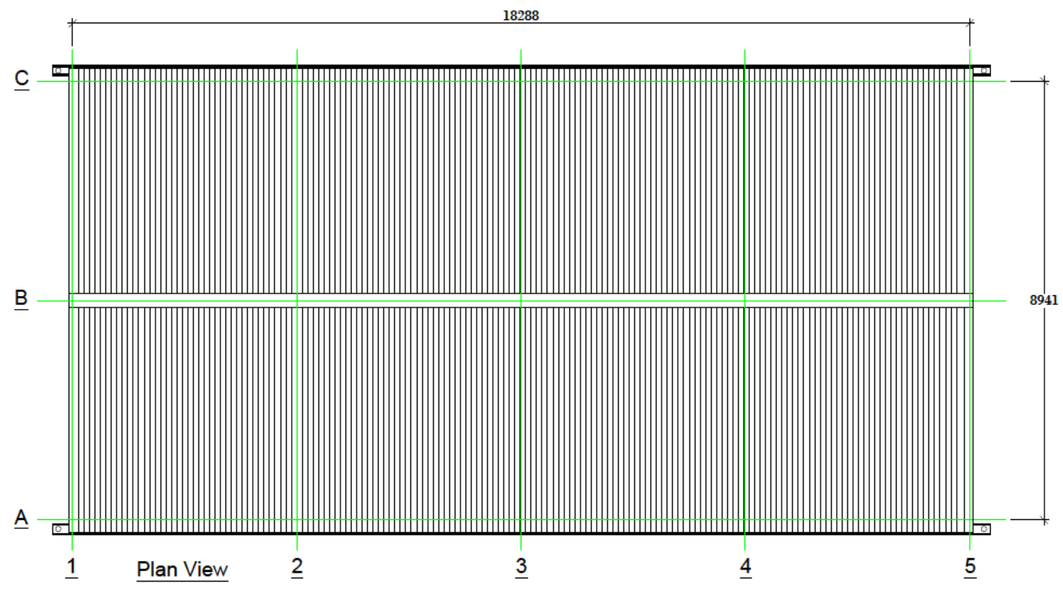

Plan View

Specification

Size: 60' x 30' x 12'

Main Stanchions: 203 x 133 x 25UB
Rafter Size: 203x102x23UB

Roof Cladding

Purlins: 140/16 Galvanised Steel Zed purlins
Eaves Beams: 190/20 Galvanised Steel

Clad with Natural Grey Profile 6R Fibre Cement Sheets
No Roof Lights

Rainwater System

Each side of building to have galvanised steel box guttering with 2No 100Ø black PVC downpipes

Side & End Cladding

Side 2 amd both gable ends to be clad to the concrete panels with 32/1000 box profle sheets. No cladding required for side 1

Client:	Mr P. Cade
Address:	

Bridgewater Construction (UK) Ltd

Bridgewater Construction
Unit C30
Rosehill Ind Est
Market Drayton
TF9 2JU
[redacted]

Proposed:	Agricultural	
Size:	60' x 30' x 12'	
Drawn By:	RW	
Dwg No:	24-10937	
Date:	10-09-24	
Scale: 1/125		Rev: