

Proposed East (Side) Elevation

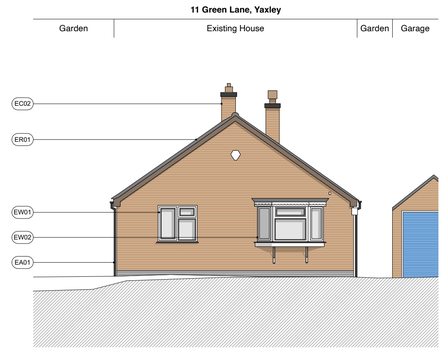

Proposed North (Front) Elevation

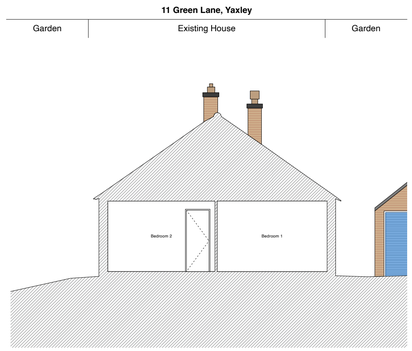

Proposed North (Front) Elevation



Proposed West (Side) Elevation

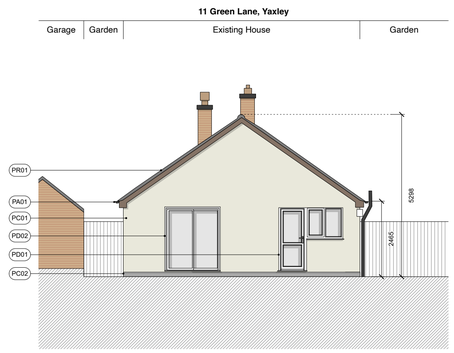

Proposed South (Rear) Elevation

Drawings may only be scaled for the purposes of a Planning Application, do not scale for Construction purposes. All dimensions to be checked on site by the contractor and such dimensions to be their responsibility. Architect to be notified of any discrepancies, errors or omissions before construction commences. All dimensions in millimeters unless noted. If in doubt ask. Structural and services information is indicative only - refer to consultants' drawings and specification for details and setting out. All work and materials to be in accordance with current applicable statutory legislation and to comply with all relevant codes of practice and British and European Standards. Butcher Bayley Architects Limited (BBA) retain sole copyright of information contained within this drawing. No unauthorised reproduction of work. Drawings are not to be used for any purpose other than stated in the 'Purpose of Issue' box. Butcher Bayley Architects Limited accept no responsibility or liability for any reliance on these drawings for purposes other than those stated.

Notes / Key

All levels and dimensions to be checked on site. Report all discrepancies to architect and client.

To be read in conjunction with Structural Engineer's drawings and specification, structure shown for indicative purposes only.

All products, or equal and approved, to be supplied and installed as per manufacturer's recommendations and standard instructions.

If in doubt, ask, before putting any work in hand.

(c) Crown Copyright and Database Rights 2022 OS 100060020

Existing construction

Proposed demolition

Proposed construction

E - EXISTING

C - Cladding
EC01 Brickwork, red.

D - Doors
ED01 Single door, uPVC, white
ED02 Double door, uPVC, white
ED03 Garage door

W - Windows
EW01 uPVC window, white
EW02 uPVC bay window, white

R - Roof
ER01 Tile, grey.

A - Additional
EA01 Rainwater goods, uPVC, white

PR - PROPOSED

C - Cladding
PC01 Render
PC02 Brickwork, plinth, grey

D - Doors
PD01 Single door, uPVC, white (reused)
PD02 Double door, uPVC, white (reused)

W - Windows
PW01 uPVC window, white (reused)
PW02 uPVC window, white, obscured (new)

R - Roof
PR01 Tile, grey

A - Additional
PA01 Rainwater goods, uPVC, to match existing

Rev.	Amendment	Date
P1	For Planning	26/03/2025

Key Plan

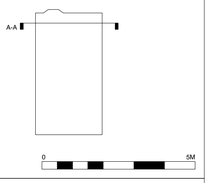

Butcher Bayley Architects
1 London Road, Yaxley, Cambridgeshire PE7 3NG
+44 (0) 1733 753 430
hello@wearebba.co.uk
www.wearebba.co.uk

Client
Andre and Caroline Kendle

Project Name
11 Green Lane, Yaxley

Project Address
11 Green Lane, Yaxley, PE7 3YJ

Drawing Title
Proposed Elevations and Sections

Proj. No.	Drawn	Check	Scale @ A1
327	OR	LB	1:100

Drawing No.	Rev.
327-BBA-00-ZZ-DR-A-02300	P1

Purpose of Issue
For Planning