A1
DWG



STREET VIEW

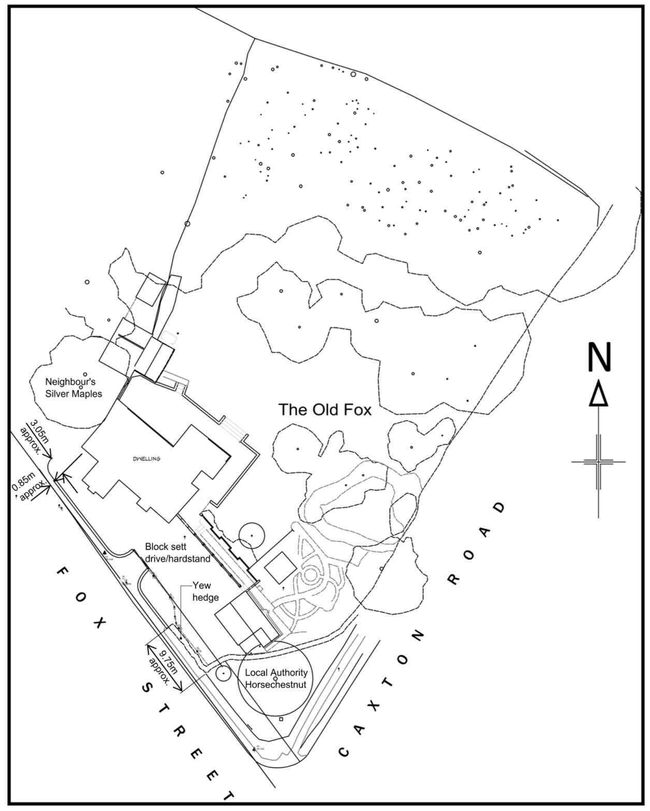

BLOCK PLAN
1 : 500

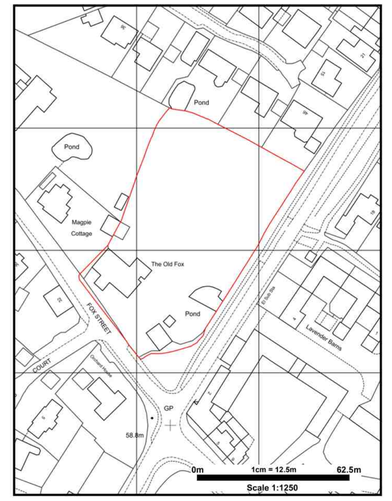

LOCATION PLAN
1 : 250

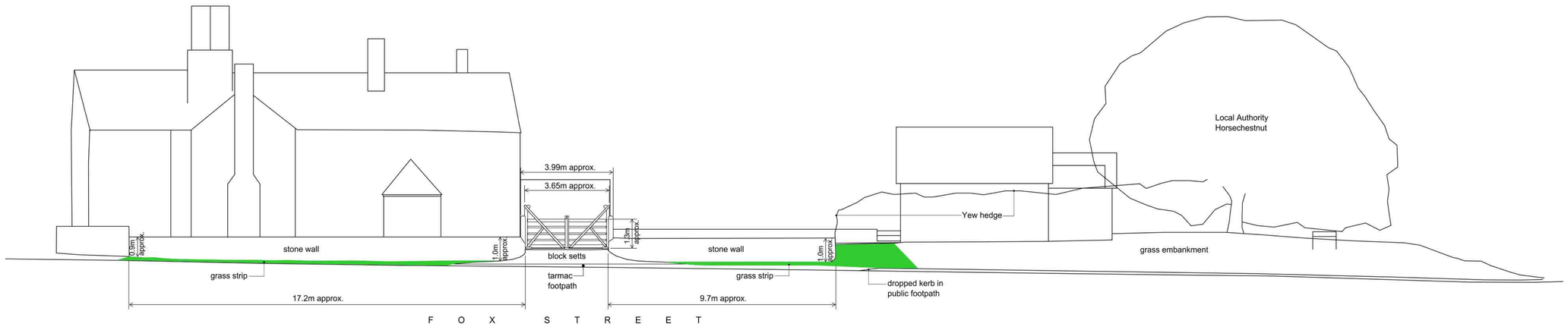

EXISTING/CURRENT STREET SCENE ELEVATION
1 : 100

DIRECTION OF ELEVATION
NTS

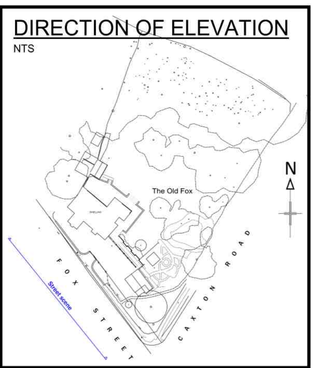

General Notes

1. This design drawing has been prepared for the purpose of applying for Planning and Listed Building Consent for the proposed development, from the LPA (local Planning Authority) and statutory Building Regulation 'Approval'. Dixon Surveying & Design accept NO liability or any costs if the Client advances the development before the requisite permissions/approvals have been obtained (in writing) from all regulatory bodies!

2. All Planning and Building Regulation Conditions must be discharged by the homeowner or their building contractor before any work commences on site.

3. All new work to comply fully with the most up to date Building Regulation Legislation

4. No covenants have been considered in the preparation of these plans and it is the Client's responsibility to advise if any such covenants exist that may affect the development proposal. The Client is responsible for obtaining consent to extend from all parties with a legal (or other) interest in the subject property i.e. mortgage lender, developer/builder of the property, building warranty provider and inform their building insurer of the resultant increase in the 're-building' value.

5. All work, including all demolition work and excavation work, to be carried out carefully and safely with all necessary propping, shoring and strutting. All work by the Principal Contractor and all Sub-Contractors must be undertaken in strict accordance with all relevant CDM Regulations, Health & Safety legislation, BS Publications, trade manufacturer literature and any requirements of statute or the local authority.

6. Figured dimensions must be read as opposed to dimensions scaled from the drawing at all times!

7. This drawing to be read in conjunction with all other relevant information whether produced by this company or by others.

8. Planning Permission approval does not constitute authority to proceed with building works where the Party Wall (etc) Act 1996 may apply. The Client/ homeowner is responsible for compliance with this act prior to commencement of any building/excavation works and no liability is accepted by this company for the failure of the property owner to meet the requirements or provisions contained therein.

10. 'Build-over'/Adjacent to' public sewers – all foundations or structures within 3 metres of a public sewer are to be taken below the invert level of the sewer in accordance with the water utility company's requirements. The Client is responsible for organising, financing and obtaining all 'Build-Over / Adjacent-To' agreements before any work commences on site.

11. This Drawing must be read in conjunction with Dixon Surveying and Design's 'Outline Schedule of Works/Specification' document and the Structural Engineer's design pack.

12. The PC must thoroughly check and fully understand the Client's legal boundaries and check all setting-out for the development/works before any work commences. No part/component/structure of the proposed development to extend over the legal boundary. If in doubt then please ask.

	Revisions	

Scale Bar

1:200 0 2m 4m 6m 8m 10m 12m 14m 16m 18m 20m
1:100 0 1m 2m 3m 4m 5m 6m 7m 8m 9m 10m
1:50 0 1m 2m 3m 4m 5m
1:500 0 10m 20m 30m 40m 50m

For reference only. Do not scale off this drawing

Project Title:	Retrospective application for garden wall and gates The Old Fox, 25 Fox Street, Great Gransden, Sandy, Beds SG19 3AA Mr & Mrs M Hewett		
Drawing Title:	Proposed Block Plan and Elevation		
Scale:	1 : 100, 1 : 500 & 1 : 1250	Drawing No:	JD/202416.1
Date:	October 2024	Revision:	

Dixon Surveying & Design Services
Architectural, Planning & Surveying Services
E-mail: info@dixonsd.com
Web: www.dixonsd.com
101 Meadow Rd, Great Gransden, Sandy, Beds, SG19 3BB
Mob: 07908 004816 Phone: 01767 677540

cabe chartered building engineer

CIOB The CHARTERED INSTITUTE OF BUILDING