PROPOSED REAR (NORTH WEST) ELEVATION - 1:100

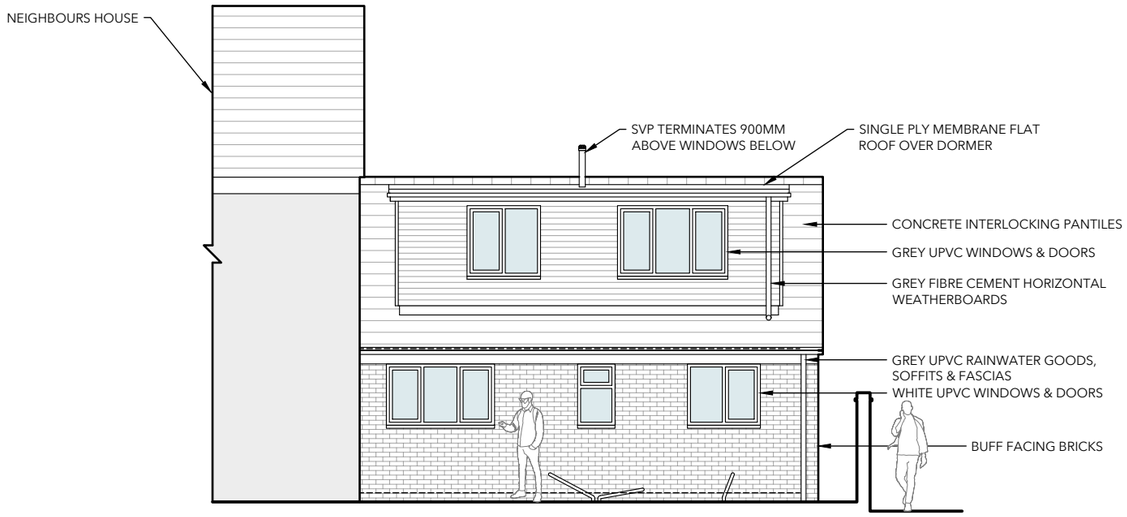

PROPOSED SIDE (SOUTH WEST) ELEVATION - 1:100

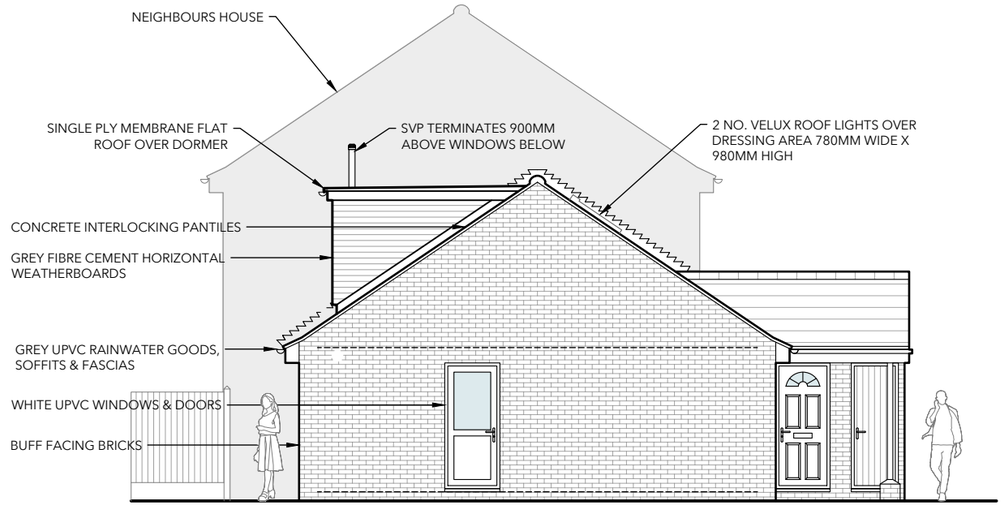

PROPOSED ADDITIONAL ROOF VOLUME - CLASS B

- ADDITIONAL CROSS-SECTIONAL AREA: 3.546M²
- EXTERNAL DORMER WIDTH: 6.180M
- PROPOSED ADDITIONAL ROOF VOLUME: 21.91M³
- MAXIMUM PERMITTED FOR TERRACED DWELLING: 40M³

- MAXIMUM CLASS B ALLOWANCE (TERRACED HOUSE): 40M³
- PROPOSED ADDITIONAL ROOF VOLUME: 21.91M³
- REMAINING ALLOWANCE: 18.08M³
- PERCENTAGE OF ALLOWANCE USED: 54.8%

PROPOSED CROSS SECTION A-A - 1:100

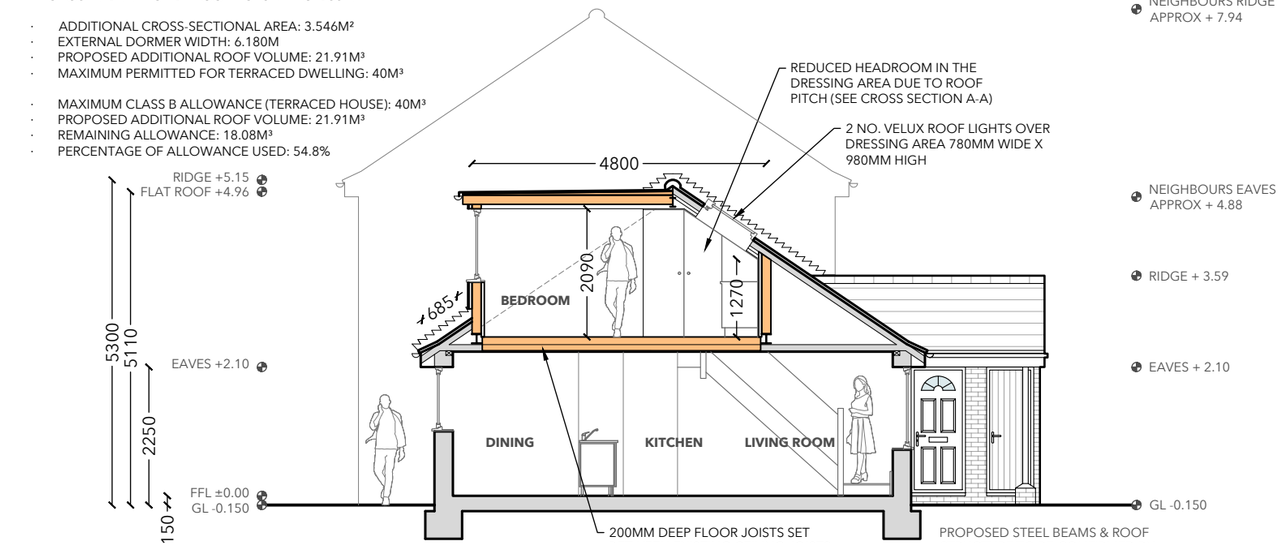

SCALE 1:100 (METERS)

0 1 2 3 4 5 7.5

PROPOSED FRONT (SOUTH-EAST ELEVATION) - 1:100

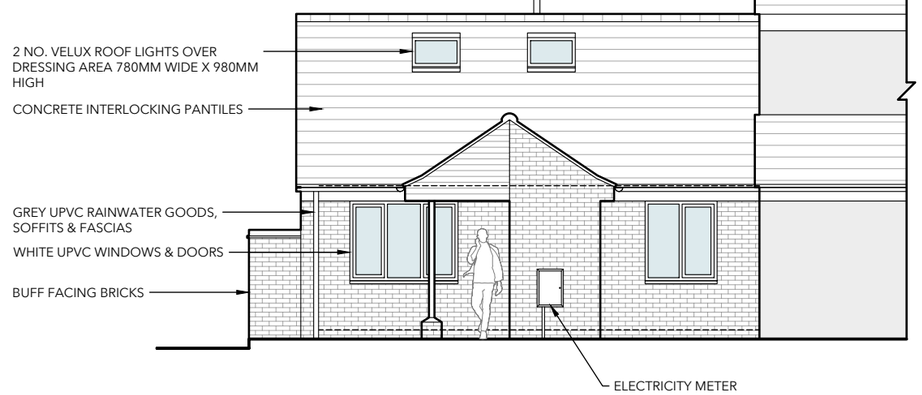

DRAWING NOTES:
This drawing is the copyright of Trevor Smith Design and must not be reproduced without permission. Do not scale from this drawing. Use figured dimensions only. All dimensions and site conditions shall be verified on site before commencing work or ordering materials. Any discrepancies, omissions or uncertainties shall be reported to Trevor Smith Design for clarification before proceeding.

REV	DATE	DESCRIPTION	BY
A	11/11/2026	First Issue	TS

TREVOR SMITH
DESIGN
CHARTERED ARCHITECTURAL TECHNOLOGIST

Castle Hill House, High Street, Huntingdon, Cambridgeshire PE29 3TE

T: 01480 400693 **E:** trevor@trevorsmith.design **W:** trevorsmith.design

CLIENT: Mr Harris	SCALE AT A3: 1:100	DATE: 11 November 2026
ADDRESS: 15 Bayliss Road, Godmanchester, Huntingdon, Cambridgeshire PE29 2EY	DRAWN BY: TS	CHECKED BY: TS
DRAWING TITLE: Proposed Elevations & Cross Section	DRAWING NO: 246-3-03	REVISION: A