Ingleton Wood LLP shall have no liability to the Employer arising out of any unauthorised modification or amendment to, or any transmission, copy or use of the material, or any proprietary work contained therein, by the Employer, Other Project Team Member, or any other third party.

All dimensions are to be checked and verified on-site by the Main contractor and any discrepancies are to be reported to the Contract Administrator.

This drawing is to be read in conjunction with all other relevant drawings and specifications.

Do Not Scale

© Ingleton Wood LLP

0 0.5 1.0 1.5 2.5m 1:50

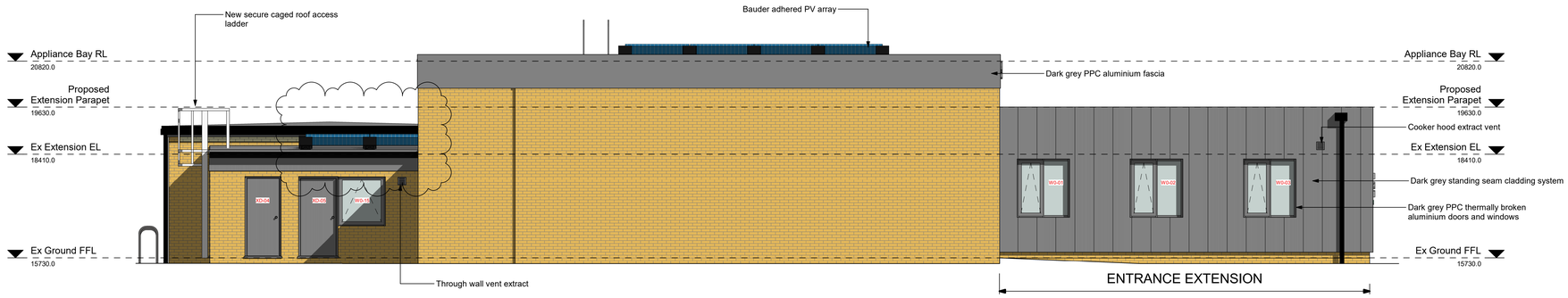

1 Proposed North Elevation
1 : 50

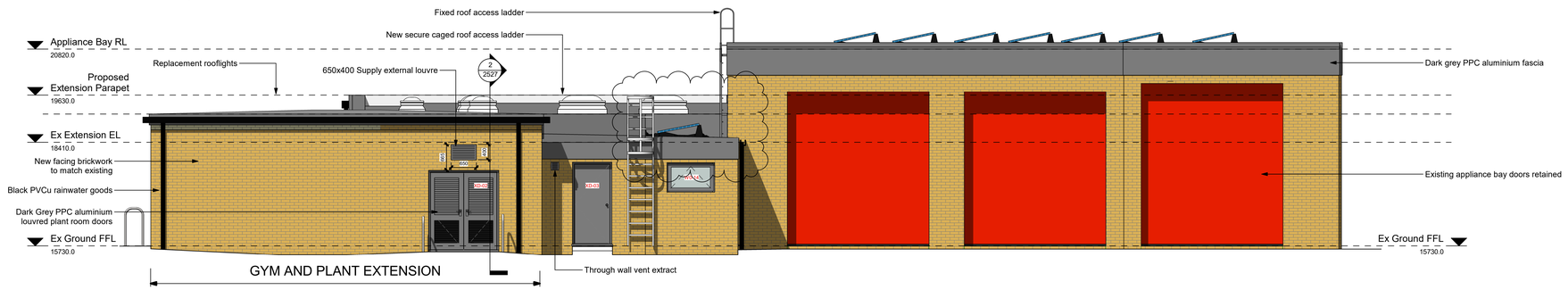

2 Proposed East Elevation
1 : 50

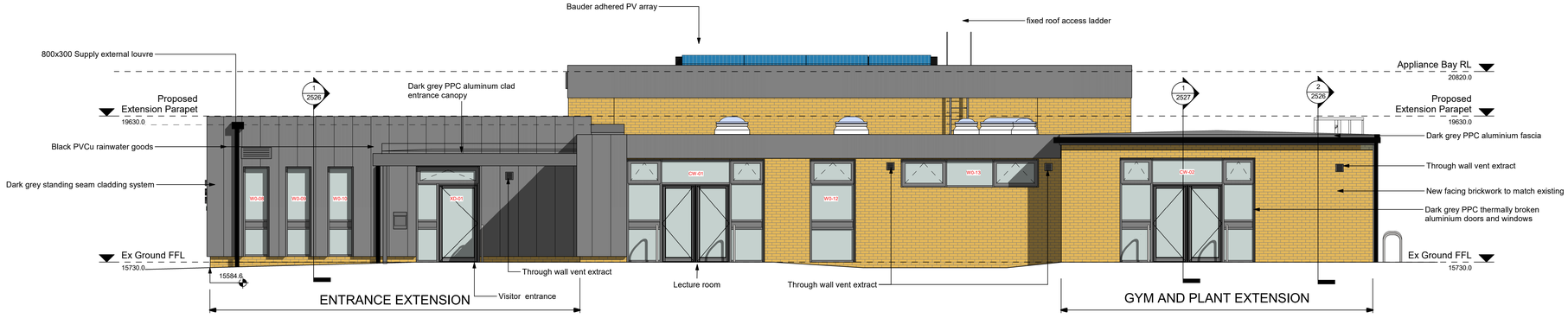

3 Proposed South Elevation
1 : 50

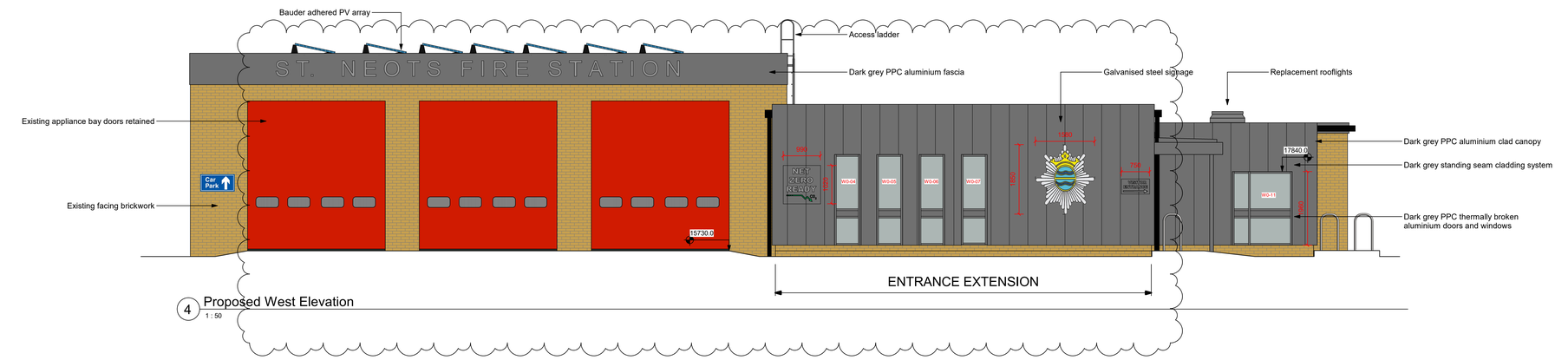

4 Proposed West Elevation
1 : 50

Rev	Comment	Date	Chk
P6	signage updated, PV shown on rear lower roof	25/04/25	SCLW
C3	Louvres and vents shown	03/03/25	SCLW
C2	Temporary door to appliance bay omitted, doors XD-05 and XD-06 now glazed, XD-01 no longer automated	06/11/24	SCMH
C1	CONSTRUCTION	21/10/24	SCMH
P5	NMA PLANNING	12/08/24	SCLW
P4	TENDER ISSUE	06/05/24	SCMH
P3	PLANNING ISSUE	06/12/23	SCMH
P2	Entrance cladding added	30/06/23	SCMH
P1	First Drawing Issue	05/06/23	AW

Project No: 502780 | Scale @ A0: 1 : 50 | Drawn By: JPE

Ingleton Wood
Property and Construction Consultants
Issuing office: Colchester
t: 01206 234270
www.ingletonwood.co.uk

Vision, form and function

Project:
St Neots Fire Station Extension
Huntingdon Street
St Neots
PE19 1DU

Client:
Cambs Fire and Rescue Service

Title:
Proposed Elevations

Drawing Number:
STNFS-IWD-XX-XX-DR-A-2525

Status	Purpose of Issue	Revision
S2	Information	P6