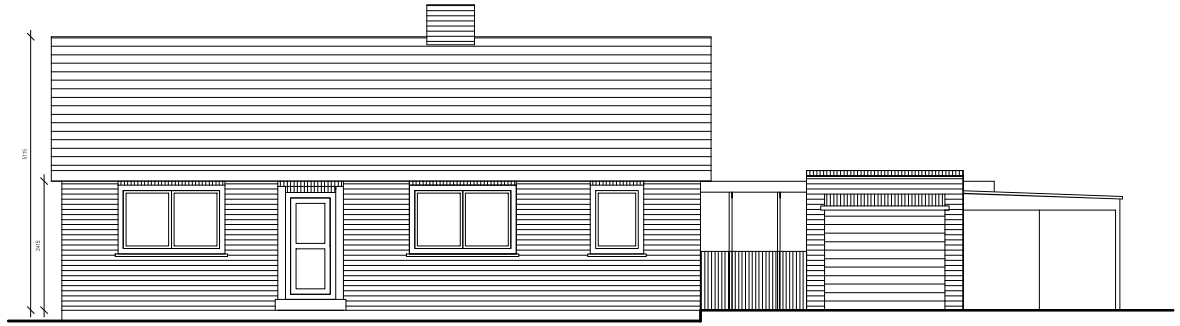

FRONT ELEVATION (1:100)



REAR ELEVATION (1:100)

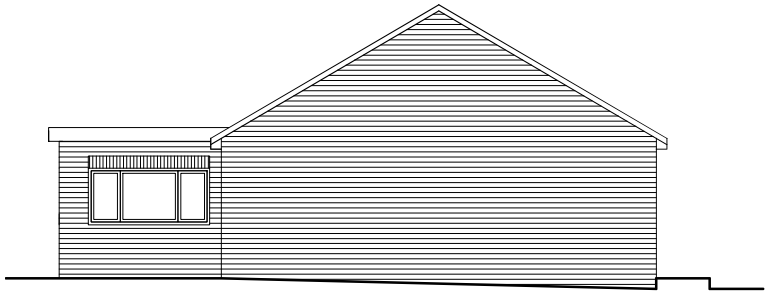

LEFT FLANK ELEVATION (1:100)

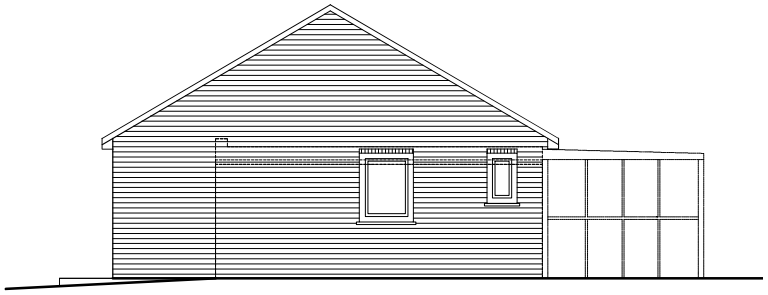

RIGHT FLANK ELEVATION (1:100)

NOTES

This drawing and associated notes re to indicate intent and are for the purpose of planning/building regulations submissions only. All information is subject to a detailed dimensional check. All stated dimensions to be verified on site and the Architect notified of any discrepancies.

N

SCALE BAR

0 1 2 3 4 5

Scale bar 1:100

INFORMATION

WORKSTAGE

PLANNING

SITE ADDRESS

Crosswinds Back Road Caldecote PE7 3SG

CLIENT

Pestell

DRAWING TITLE

Existing Elevations

SCALE as noted @ A3

DRAWING NUMBER	REV	DATE
1115/P003	-	FEB. 2025

STUDIO SMALE

www.studiosmale.com