URBAN MARQUE

Mobile Lodges and Park Homes

This document has been prepared to assist a decision maker in reference to:

Location: 16 Green End, Huntingdon

This is the standard design for all Urban Marque Ltd—Mobile Lodge (Park) Homes to meet all relevant planning requirements. The engineering/drawing detail is general and not specific to this application.

The relevant legislation is the Caravan Sites and Control Development Act 1960 and the Caravan Sites Act 1968. Section 29(1) of the Caravan Sites and Control of Development Act 1960 defines a caravan as:
"Any structure designed or adapted for human habitation which is capable of being moved from one place to another (whether by being towed, or by being transported on a motor vehicle or trailer) and any motor vehicle so designed or adapted but does not include:
(a) any railway rolling stock which is for the time being on rails forming part of a railway system, or
(b) any tent".

Section 13(1) of the Caravan Sites Act 1968 further defines a caravan as:
"A structure designed or adapted for human habitation which:
(a) is composed of not more than two sections separately constructed and designed to be assembled on a site by means of bolts, clamps or other devices; and
(b) is, when assembled, physically capable of being moved by road from one place to another (whether by being towed, or by being transported.

Section 13(2) of the 1968 Act (as amended) sets out the maximum dimensions for "twin unit caravans":
(a) length (exclusive of any drawbar): 20 metres
(b) width: 6.8 metres
(c) overall height of living accommodation (measured internally from the floor at the lowest level to the celling at the highest level): 3.05 metres.

This document is a specimen only—not specific to any planning application.

The contents of this document are copyright and may not be used or copied with-out the written consent of Urban Marque Ltd

Contents:

Page 1 Cover

Page 2 Plinth Support

Page 3 Size Test Compliance

Page 4 Construction Test Compliance

Page 5 Mobility Test Compliance

Temporary Support System

This is a support plinth known as The Urban Plinth. It has been designed specifically for this mobile home unit. The plinth sits on a 'pocket' (300mm deep x 600 x 600mm and is filled with compacted MOT stone. The rim beams of the plinths sit in the adjustable brackets shown below. When the unit is moved to another location, the plinths can be re-used at the new site and the old 'pockets' can be turfed over if required and no evidence that a mobile home had been on the site would be visible.

The photograph below shows an Urban Plinth



The photograph below shows a plinth system being installed to the carry the rim beam of the first half of the mobile home.



The diagramme below is a *specimen* engineers layout plan of the plinths

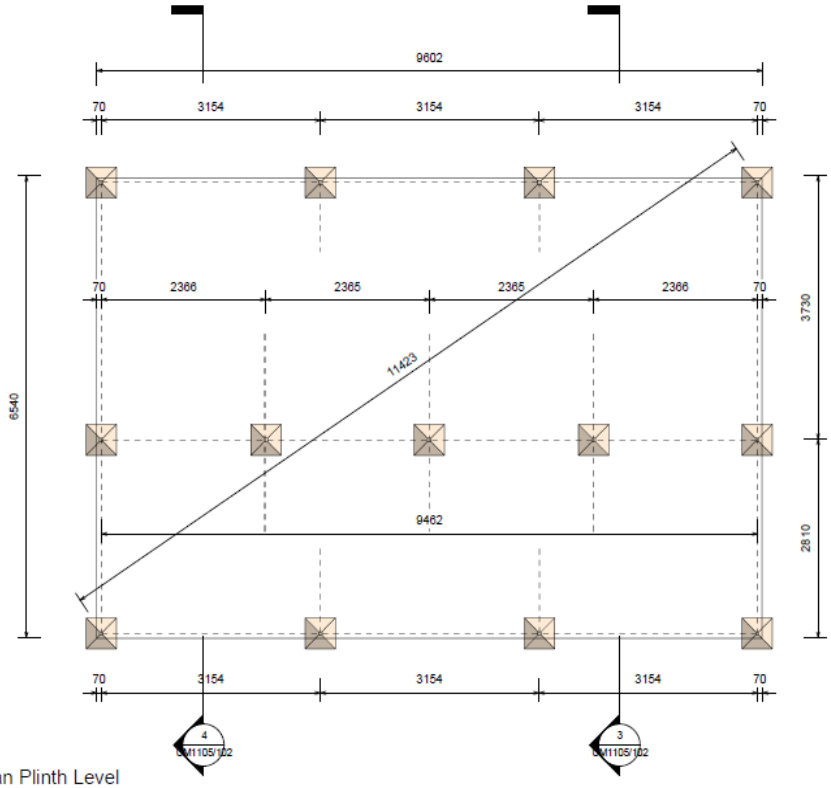

1 01 Urban Plinth Level
1 : 50

URBAN MARQUE
BESPOKE TIMBER BUILDINGS
4 Slater Court, Harrier Way
Eagle Business Park, Yaxley,
Peterborough, PE7 3BE
t: 03300 583 353
e:info@urbanmarque.com

No.	Description	Date

New Lodge

Urban Plinth Layout

Project number	UM1105
Date	12.08.21
Drawn by	TAM
Checked by	PCP

UM1105/100

Scale 1 : 50

The Caravan Act Size Test for: *Specimen*

The drawings shown below are the floor-plan and the section for the mobile home that is the subject of this particular application.

The maximum external dimensional size permissible is	20m x 6.8m.
The subject mobile home is external dimensions are	10.8m x 6.7m Therefore compliant
The Maximum internal floor to ceiling height is	3050mm
The subject mobile home internal floor to ceiling height	2400mm Therefore compliant

Ridge Height—There is no ridge height compliance requirement
Eaves Height—There is no eaves height compliance requirement

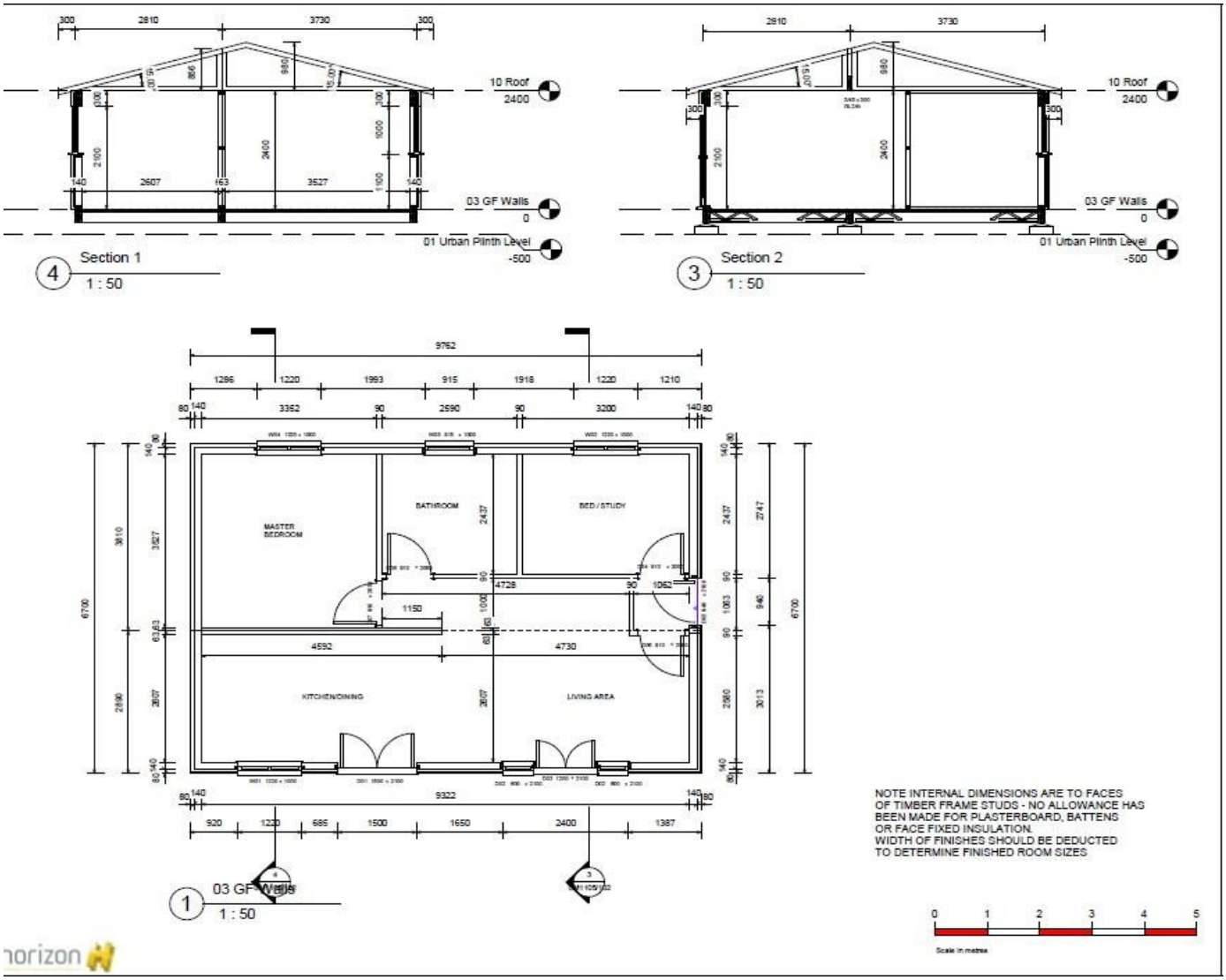

The Caravan Act Construction Test:
The requirement is that a mobile home must consist of no more than two distinct parts, prior to the act of joining together as a final act of assembly.
The sequence of the Urban Marque Ltd system is as follows:

1. The first half of the unit is assembled see example photograph below.
2. The second part is assembled—neither parts are joined at this stage.

Joining is undertaken as a final act of assembly EXAMPLE DRAWINGS BELOW show how the two parts are joined

ROOF Central Beams to be bolted together as a final act of assembly with M12 bolts @600mm centres

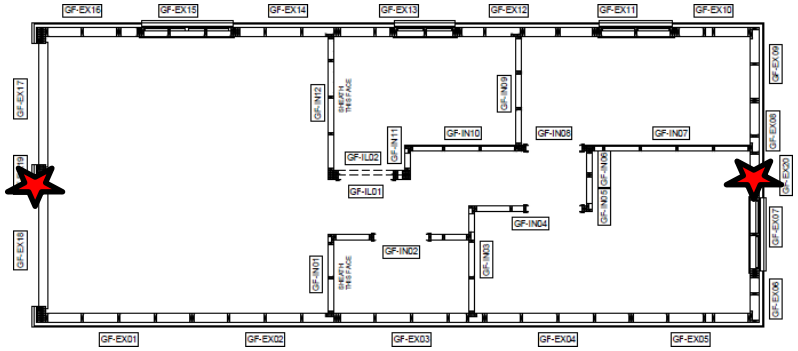

Gable panels are joined at this point as a final act of assembly

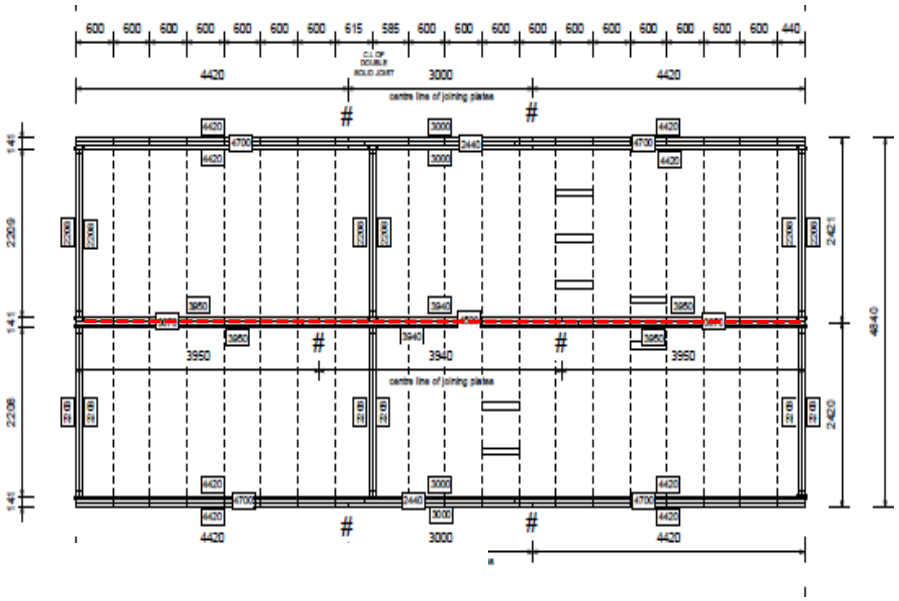

Floor joining detail.
Spine beams to both halves are joined by skew screwing 8x200mm torx self-drilling screws at 45deg every 300mm staggered centres, as a final act of assembly.

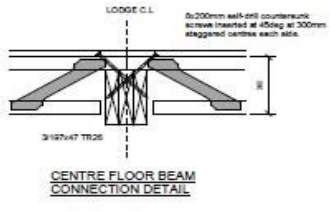

Drawing left shows 2 x spine beams joining details, at final actof assembly

Caravan Act Mobility Test.

Each individual mobile home will have a set of site and design specific structural calculations prepared by: Thomas Consulting—Chartered Structural Engineers. An extract from their design philosophy is shown below to prove that the subject unit is mobile and can be moved as required under the Caravan Act

Timber Frame Calcs.docm

THOMAS CONSULTING	Project	Lodge for			Job Nr.	P833
	Section	Design Philosophy			Sheet Nr.	2
	Calcs By RWS	Date	Checked By NJH	Date Date	Approved By	Date

Design Philosophy

The unit consists of a single storey timber frame structure designed to be constructed in two halves on site in compliance with the construction test required under section 13 (1a) of the Caravan Act 1968. The roof ridge beams, the floor central beams and the gable panels are joined together on site to form the complete structure. The structure is supported on raised plinths to enable the insertion of lifting beams. The floor edge beams and central beam and the roof ridge beam are capable of supporting the structure during lifting of the structure either as a whole or split into two halves. An appropriate number of lifting beams will be required depending on the length of the building and the disposition of joints in the floor edge beams and central beam and also the roof ridge beam.

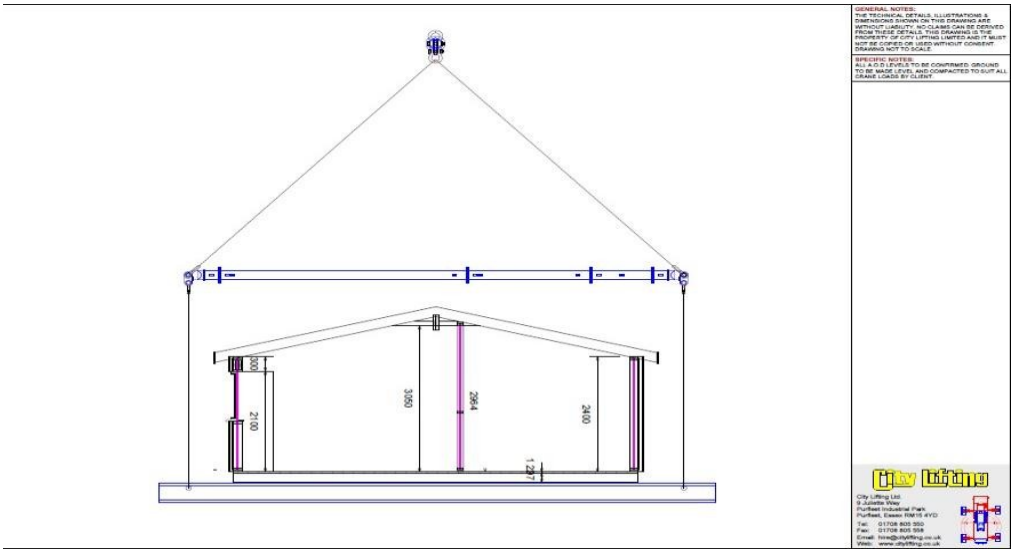

Drawing left shows a typical lifting arrangement designed by City Crane Co for Urban Marque Ltd and approved by

Thomas Consulting Engineers

The information above and in previous pages confirms that the foregoing details for this LDC application meet all the requirements of the Caravan Act 'Tests

CorporateLiveWire INNOVATION & EXCELLENCE AWARDS 2022 WINNER
CorporateLiveWire INNOVATION & EXCELLENCE AWARDS 2021
CorporateLiveWire INNOVATION & EXCELLENCE AWARDS 2020
BUILD Construction & Engineering
Urban Marque Ltd
Best Bespoke Luxury Lodge Home Design Company - Eastern England
BUILD
iwa DEPOSIT & GUARANTEE PROTECTION
MADE IN BRITAIN