

2 Plot 5 - Elevation 1
A1.05 1 : 100

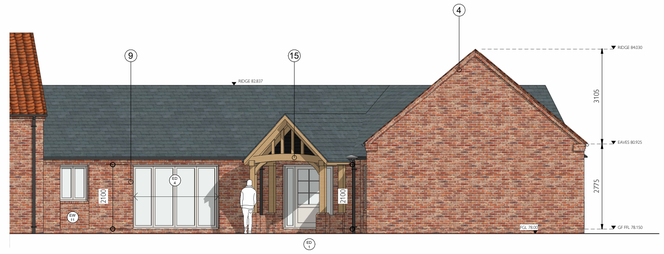

3 Plot 5 - Elevation 2
A1.05 1 : 100

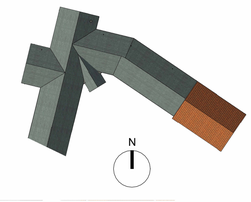



7 Plot 5 - Elevation 4
A1.05 1 : 100



6 Plot 5 - Elevation 5
A1.05 1 : 100



5 Plot 5 Elevation 6
A1.05 1 : 100

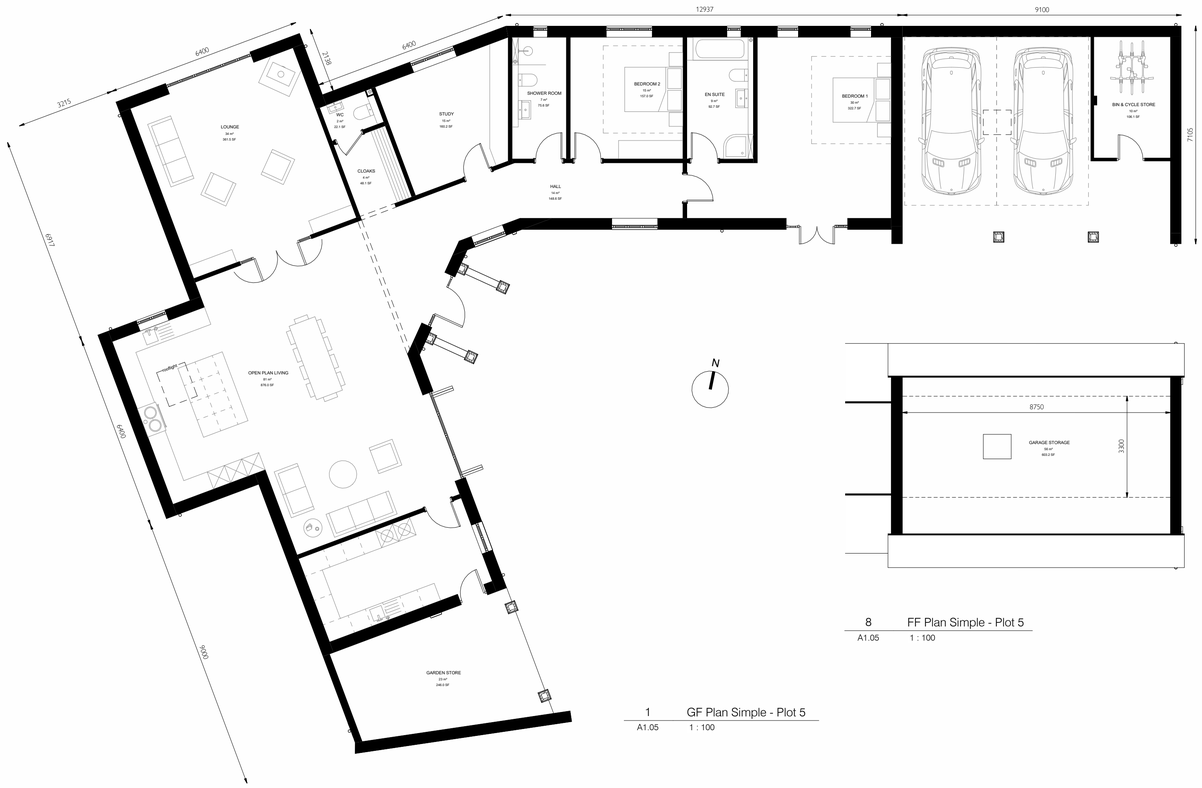

1 GF Plan Simple - Plot 5
A1.05 1 : 100

8 FF Plan Simple - Plot 5
A1.05 1 : 100

Proposed Dwelling/ Site Schedule

1no. 3 Bedroom Farmhouse

- 3 Bed 6 Persons Dwelling (3B 6P)
- 1 Storey Dwelling
- Ground Floor GIA: 234m² Excluding garage and external storage
- Min 4no. car parking spaces provided per dwelling
  Each space 3000mm wide x 5500mm long
- Total roof area = 493m²

Material Schedule

1. Facing brickwork to be reclaimed style. Brick Colour: Red.
   Mortar Colour: Pale
2. Brick cill detailing below all new window openings.
3. Segmental soldier brick detailing to window heads where shown.
4. Corbelled brick detailing to eaves and verges.
5. Roofing: Clay pan tile. Colour: Brindle. All lead flashings to be code 4 lead. Wet verges throughout. Tile vents for SVP vent to air to match tile colour and be discreet style/ not protruding roof plane.
6. Roofing: Spanish Slate. Colour: Grey. All lead flashings to be code 4 lead. Wet verges throughout. Tile vents for SVP vent to air to match slate colour and be discreet style/ not protruding roof plane.
7. Black round uPVC downpipes and gutters. Fixed in place with galvanised rise and fall brackets
8. Windows: High quality engineered timber flush casement units fully double or tripple glazed. Colour: 'RAL 7015' TBC
9. Patio Doors: Engineered timber. Finish: to match windows.
10. Level threshold with new patio and main entrance doors. Landscaping levels to be agreed with client
11. Horizontal feather edged boarding. Colour: Charcoal
12. Brick plinth detail to be constructed in brickwork to match main dwelling.
13. Green Oak post & beams with brick plinth detail. Brick to match main house.
14. Recessed brickwork panel detail.
15. Oak framed porch with traditional connection details. Roof lead flashed into masonry.

0 1 2 4m

Rev	Description	Date	By
1	Initial Issue	22.01.24	BTL
2	Engineers details added	19.02.25	BTL
C1	Windows revised. Internal layout revised	17.04.25	BTL
C2	Drawing updated to suit Client comments	19.05.25	BTL

Architecture Workshop

The Basement - Wharf Road
Higham Ferrers
Northtamptonshire
NN10 8BQ
E: hello@architecture-workshop.co.uk
T: 01933 322 332

www.architecture-workshop.co.uk

Project:	The Old Farm Yard, Covington, Huntingdon, Cabs, PE28 0RT
Client:	Brindlebay Ltd
Title:	**Plot 5 - Proposed Plans**
Number:	22-1751 A1.05
Scale @ A1:	As indicated
Revision:	C2
Description:	Drawing updated to suit Client comments
Status:	**PLANNING**
Drawn:	BTL
Date:	19.05.25

Use figured dimensions only, which are displayed in millimeters taken from structural surfaces unless stated otherwise. The contractor is responsible for checking all dimensions before work is put in hand. Any discrepancies within the drawing should be reported prior to commencement of works.

The drawing information must be read in conjunction with all relevant scheme drawings, TECHNICAL NOTES drawings, specification and/or schedules referred to or not.
Boundary and ownership lines to be established on site.