KEY:

- Site boundary
- Existing to be demolished
- Existing building elements to be retained
- New/ infill walls
- Proposed conversion
- Entrance

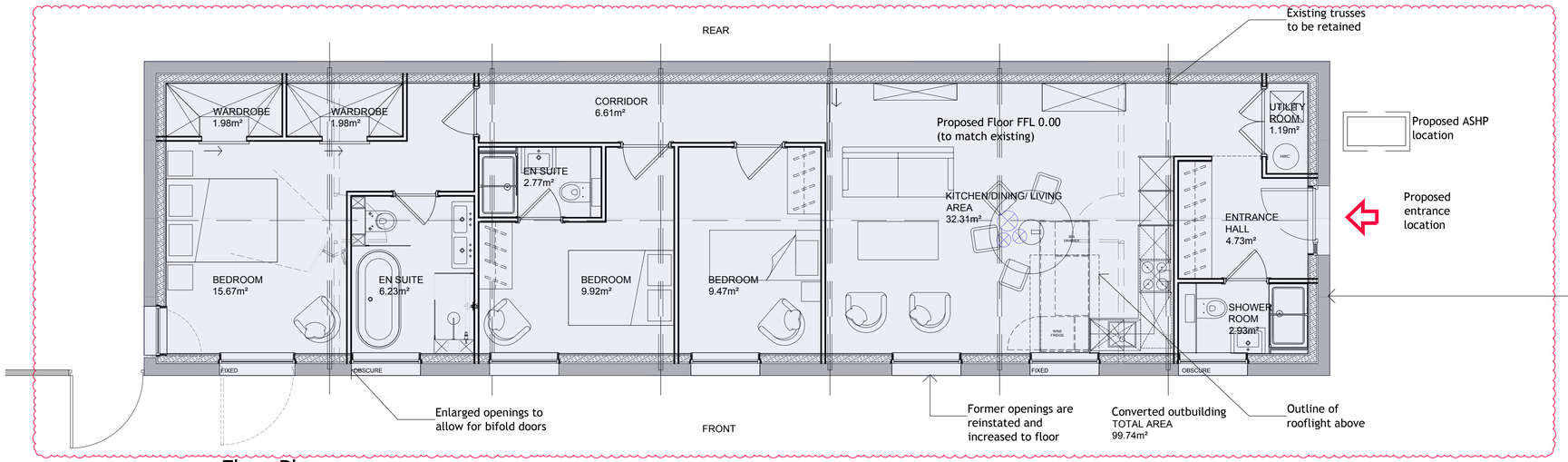

Proposed layout revised to provide 3 bedrooms and additional storage. Existing trusses shown.

Renewable energy provisions have been added, along side of rooflight

Floor Plan

1:50@A1; 1:100@A3

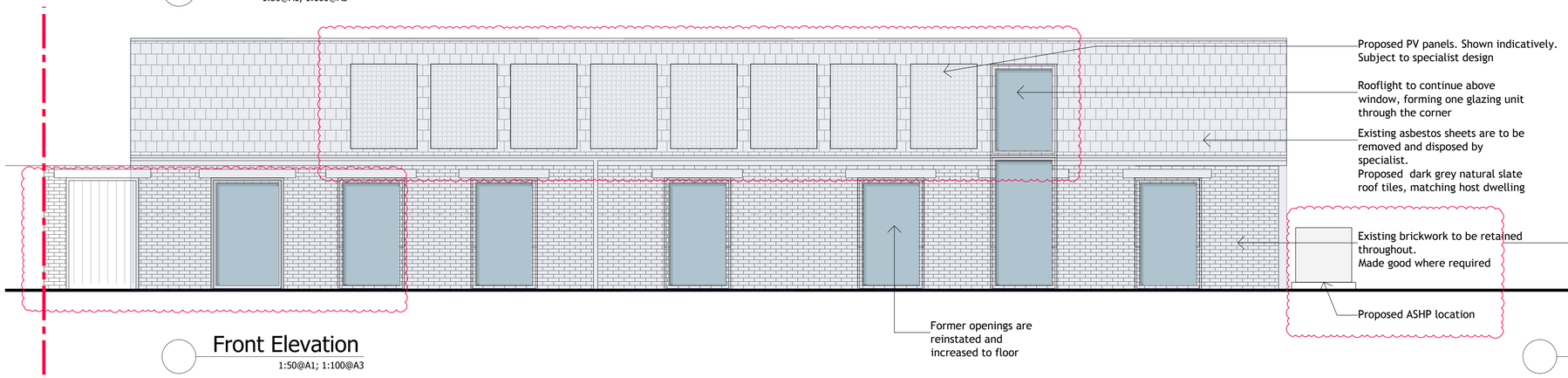

Front Elevation

1:50@A1; 1:100@A3

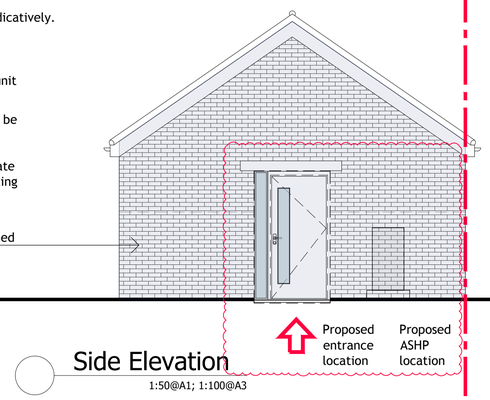

Side Elevation

1:50@A1; 1:100@A3

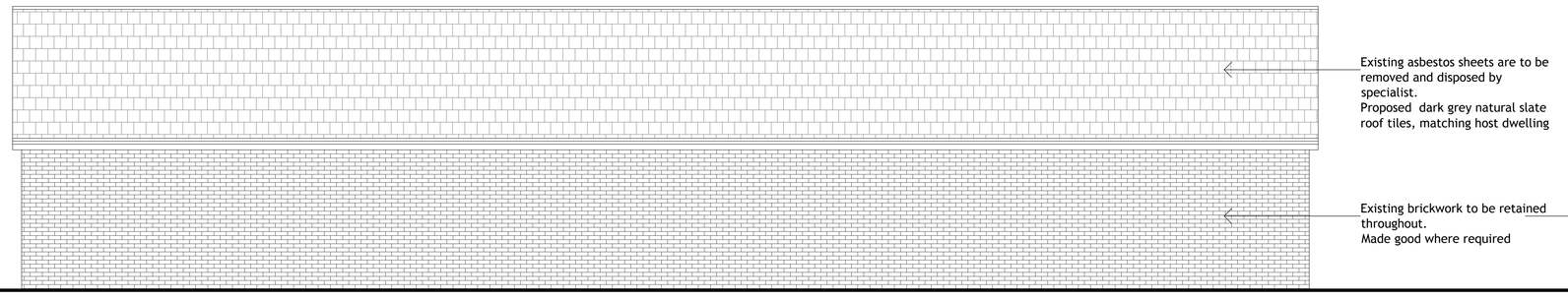

Rear Elevation

1:50@A1; 1:100@A3

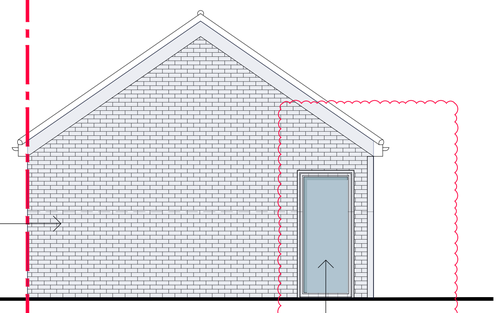

Side Elevation

1:50@A1; 1:100@A3

SCALE BAR (m):

0 1 2 3 4 5

Status

PLANNING

Notes

ALL DIMENSIONS, INCLUDING CHECKING EXISTING SITE LEVELS, ARE TO BE CHECKED AND VERIFIED ON SITE AND ALL DISCREPANCIES REPORTED PRIOR TO ANY CONSTRUCTION WORK TAKING PLACE. THE BUILDER IS TO CHECK AND/OR DETERMINE ALL CONSTRUCTION DETAILS. THIS DRAWING IS TO BE READ IN CONJUNCTION WITH ALL OTHER PROJECT DRAWINGS AND SPECIFICATIONS.

Outbuilding Adjacent
17 The Drive
Huntington, PE28 0SX

S2S ARCHITECTS

PROPOSED BUILDING

Scale 1:50@A1; 1:100@A3

Drawing No. 1923-NMA-06